

TAMPA BAY BUCCANEERS

2021 WEEKLY GAME RELEASE

LINKS: [Buccaneers Media Website](#)
[Weekly Information Materials](#)
[Credential Request Form](#)



GAMEDAY INFORMATION

AUG.

14

Saturday, August 14, 2021

Kickoff: 7:30 p.m. ET

Location: Raymond James Stadium

TV

Television Network: WFLA News Channel 8 (NBC)

Crew: Chris Myers (PxP), Rondé Barber (Color), T.J. Rives (Reporter)



Buccaneers Radio: 98ROCK, Flagship Station

Broadcast Crew: Gene Deckerhoff (PxP), Dave Moore (Color), T.J. Rives (Reporter)

Spanish Radio: 96.1 Caliente, Carlos Bohorquez (PxP), Martin Gramatica (Analyst)

STEERING THE SHIP

BACK FOR ANOTHER CHANCE AT HISTORY

2021 PRESEASON



GETTING THE BAND BACK TOGETHER

61

PLAYERS
RETURNING

FROM 2020 ROSTER + PRACTICE SQUAD

22

STARTERS
RETURNING

FIRST TEAM TO DO SO IN SALARY CAP ERA

ONE TEAM ONE CAUSE

96.0%

OF OFFENSIVE SNAPS IN
2020 WERE TAKEN BY
RETURNING PLAYERS.

99.5%

OF DEFENSIVE SNAPS IN
2020 WERE TAKEN BY
RETURNING PLAYERS.

98.0%

OF OFF. + DEF. SNAPS IN
2020 WERE TAKEN BY
RETURNING PLAYERS.

*Based on 2020 regular season snap counts provided by NFL GSIS

HOME AWAY

2021 SCHEDULE

SEPT. 9



SEPT. 19



SEPT. 26



OCT. 3



OCT. 10



OCT. 14



OCT. 24



OCT. 31



WEEK 9
BYE

NOV. 14



NOV. 22



NOV. 28



DEC. 5



DEC. 12



DEC. 19



DEC. 26



JAN. 2



JAN. 9





2020 HIGHLIGHTS

MOST GAMES SCORING 30+ POINTS

2020 Regular Season+ Playoffs

| Team | Games |
|---------------------------------|-----------|
| 1. Green Bay Packers | 13 |
| 2. Tampa Bay Buccaneers* | 11 |
| 3t. Kansas City Chiefs | 10 |
| 3t. Tennessee Titans | 10 |
| 5. Buffalo Bills | 9 |

***Have scored 30+ in six-straight games**

MOST DOUBLE-DIGIT WINS

2020 Regular Season + Playoffs

| Team | 10+ Point Wins |
|---------------------------------|----------------|
| 1t. Tampa Bay Buccaneers | 9 |
| 1t. Baltimore Ravens | 9 |
| 1t. Buffalo Bills | 9 |
| 1t. Green Bay Packers | 9 |
| 5. New Orleans Saints | 8 |

MOST POINTS SCORED

2020 Regular Season + Playoffs

| Team | Points |
|--------------------------------|------------|
| 1. Tampa Bay Buccaneers | 584 |
| 2. Buffalo Bills | 569 |
| 3. Green Bay Packers | 567 |
| 4. Kansas City Chiefs | 533 |
| 5. New Orleans Saints | 523 |

REGULAR SEASON POINT DIFFERENTIAL

2020 Regular Season

| Team | Differential |
|--------------------------------|--------------|
| 1. Baltimore Ravens | +165 |
| 2. New Orleans Saints | +145 |
| 3. Green Bay Packers | +140 |
| 4. Tampa Bay Buccaneers | +137 |
| 5. Buffalo Bills | +126 |

REGULAR SEASON YARDAGE DIFFERENTIAL

2020 Regular Season - Net Yardage

| Team | Differential |
|--------------------------------|---------------|
| 1. Los Angeles Rams | +1,336 |
| 2. New Orleans Saints | +1,173 |
| 3. Green Bay Packers | +1,150 |
| 4. Kansas City Chiefs | +1,126 |
| 5. Tampa Bay Buccaneers | +1,035 |



MOST TEAM TAKEAWAYS

2020 Regular Season + Playoffs

| Team | TA |
|--------------------------------|-----------|
| 1. Tampa Bay Buccaneers | 32 |
| 2. Miami Dolphins | 29 |
| 3. Buffalo Bills | 28 |
| 4t. Cleveland Browns | 27 |
| 4t. Pittsburgh Steelers | 27 |

MOST POINTS OFF TAKEAWAYS

2020 Regular Season + Playoffs

| Team | Points |
|--------------------------------|------------|
| 1. Tampa Bay Buccaneers | 142 |
| 2. Baltimore Ravens | 106 |
| 3. Pittsburgh Steelers | 105 |
| 4. Buffalo Bills | 103 |
| 5. Cleveland Browns | 100 |

MOST TEAM SACKS

2020 Regular Season + Playoffs

| Team | Sacks |
|--|-------------|
| 1. Los Angeles Rams | 58.0 |
| 2. Pittsburgh Steelers | 56.0 |
| 3. Tampa Bay Buccaneers | 55.0 |
| 4. Washington Football Team | 50.0 |
| 5t. Philadelphia Eagles/Seattle Seahawks | 49.0 |

MOST TEAM QUARTERBACK HITS

2020 Regular Season + Playoffs

| Team | QBH |
|--------------------------------|------------|
| 1. Pittsburgh Steelers | 137 |
| 2. Tampa Bay Buccaneers | 133 |
| 3. Baltimore Ravens | 124 |
| 4. New Orleans Saints | 119 |
| 5. Seattle Seahawks | 116 |

MOST TEAM TACKLES FOR LOSS

2020 Regular Season + Playoffs

| Team | TFL |
|--------------------------------|------------|
| 1. Pittsburgh Steelers | 105 |
| 2. Tampa Bay Buccaneers | 103 |
| 3. Seattle Seahawks | 93 |
| 4. Philadelphia Eagles | 91 |
| 5. Arizona Cardinals | 88 |

PRESEASON WEEK 1 VS. CINCINNATI



OFFENSIVE NOTES

THE GREATEST OF ALL TIME

• Tom Brady finished his first season in Tampa Bay with 40 touchdown passes (the most ever by a player in his first season with a team) and 4,633 passing yards (the second-most ever by a player in his first season with a team). Over his last eight quarters of regular season football, Brady threw for 1,067 yards and 10 touchdowns with just one interception.



2020 PASSING TOUCHDOWN LEADERS

| Player (Team) | Passing TD |
|---------------------------|------------|
| 1. Aaron Rodgers (GB) | 48 |
| 2t. Tom Brady (TB) | 40 |
| 2t. Russell Wilson (SEA) | 40 |
| 4. Patrick Mahomes (KC) | 38 |
| 5. Josh Allen (BUF) | 37 |

2020 PASSING YARDS LEADERS

| Player (Team) | Passing Yards |
|--------------------------|---------------|
| 1. DeShaun Watson (HOU) | 4,823 |
| 2. Patrick Mahomes (KC) | 4,740 |
| 3. Tom Brady (TB) | 4,633 |
| 4. Matt Ryan (ATL) | 4,581 |
| 5. Josh Allen (BUF) | 4,544 |

GETTING RED ZONE RESULTS



• The Buccaneers offense scored a touchdown on 42-of-61 trips inside the red zone this season, while leading the NFL with a 95.1 scoring percentage (58-of-61) on red zone drives.

• The team found success through the air in the red zone, recording 27 red zone passing touchdowns, tied for the second-most in the NFL this season.

RED ZONE SCORING PERCENTAGE

| Team | RZ-Sc% | RZD | RZ TD |
|--------------------------------|--------------|-----------|-----------|
| 1. Tampa Bay Buccaneers | 95.1% | 61 | 42 |
| 2. Las Vegas Raiders | 94.9% | 59 | 32 |
| 3. New Orleans Saints | 92.6% | 68 | 49 |
| 4. Green Bay Packers | 91.7% | 60 | 48 |
| 5. Kansas City Chiefs | 91.5% | 59 | 36 |

MOST RED ZONE TOUCHDOWNS

| Team | TD |
|---------------------------------|-----------|
| 1. New Orleans Saints | 49 |
| 2t. Green Bay Packers | 48 |
| 2t. Tennessee Titans | 48 |
| 4t. Tampa Bay Buccaneers | 42 |
| 4t. Buffalo Bills | 42 |
| 4t. Minnesota Vikings | 42 |

PRESEASON WEEK 1 VS. CINCINNATI

A LEAGUE OF HIS OWN

• With 1,006 yards in 2020, Mike Evans became the first player in NFL history with 1,000-or-more receiving yards in each of his first seven NFL seasons, surpassing Randy Moss (first six seasons).

• Evans set a new franchise record with 13 receiving touchdowns (fourth in the NFL) and is Tampa Bay's all-time leader in receptions, receiving yards and receiving touchdowns.



2020 RECEIVING TOUCHDOWN LEADERS

| Player (Team) | TD |
|---------------------------|-----------|
| 1. Davante Adams (GB) | 18 |
| 2. Tyreek Hill (KC) | 15 |
| 3. Adam Thielen (MIN) | 14 |
| 4. Mike Evans (TB) | 13 |
| 5. Three Players Tied | 11 |

LONGEST ACTIVE STREAKS - 1,000-YARD SEASONS

| Player (Team) | Streak |
|---------------------------|----------|
| 1. Mike Evans (TB) | 7 |
| 2. Travis Kelce (KC) | 5 |
| 3. DeAndre Hopkins (HOU) | 4 |
| 4t. Amari Cooper (DAL) | 3 |
| 4t. Stefon Diggs (BUF) | 3 |

SOLID UP FRONT

SACKS ALLOWED PER PASS ATTEMPT

| Team | Sacks Allowed % |
|--------------------------------|-----------------|
| 1. Pittsburgh Steelers | 2.13 |
| 2. Tampa Bay Buccaneers | 3.51 |
| 3. Indianapolis Colts | 3.80 |
| 4. Kansas City Chiefs | 3.81 |
| 5. Green Bay Packers | 3.99 |



GAMES WITHOUT ALLOWING A SACK - 2020 SEASON

| Team | Games |
|---------------------------------|----------|
| 1. Pittsburgh Steelers | 6 |
| 2t. Tampa Bay Buccaneers | 5 |
| 2t. Cleveland Browns | 5 |
| 4t. Denver Broncos | 4 |
| 4t. Green Bay Packers | 4 |
| 4t. Indianapolis Colts | 4 |
| 4t. Kansas City Chiefs | 4 |
| 4t. Las Vegas Raiders | 4 |



DEFENSIVE NOTES

THE BUZZ AROUND BOWLES' DEFENSE



NO. 27 TO NO. 6

Buccaneers Defensive Coordinator Todd Bowles inherited the league's 27th-ranked defense. Over the past two seasons, Bowles has completely transformed Tampa Bay's defensive unit, finishing as the league's sixth-ranked defense in 2020.

TOTAL DEFENSE RANKINGS - 2020 SEASON

| Team | Yds/Game |
|--------------------------------|--------------|
| 1. Los Angeles Rams | 281.9 |
| 2. Washington Football Team | 304.6 |
| 3. Pittsburgh Steelers | 305.8 |
| 4. New Orleans Saints | 310.9 |
| 5. San Francisco 49ers | 314.4 |
| 6. Tampa Bay Buccaneers | 327.1 |
| 7. Baltimore Ravens | 329.8 |
| 8. Indianapolis Colts | 332.1 |
| 9. Green Bay Packers | 334.0 |
| 10. Los Angeles Chargers | 343.4 |

TALLY UP THE TAKEAWAYS



The Buccaneers defense has been one of the best in the league in creating turnovers since **Todd Bowles** took over as defensive coordinator in 2019. From the start of last season, Tampa Bay ranks tied for fourth in takeaways and second in points off turnovers.

NFL TEAM TAKEAWAYS (2019-20)

| Team | TA |
|---------------------------------|-----------|
| 1. Pittsburgh Steelers | 65 |
| 2. New England Patriots | 58 |
| 3. Seattle Seahawks | 54 |
| 4t. Tampa Bay Buccaneers | 53 |
| 4t. Minnesota Vikings | 53 |

POINTS OFF TAKEAWAYS (2019-20)

| Team | Points |
|--------------------------------|------------|
| 1. Baltimore Ravens | 234 |
| 2. Tampa Bay Buccaneers | 231 |
| 3. Pittsburgh Steelers | 219 |
| 4. Green Bay Packers | 180 |
| 5. Seattle Seahawks | 179 |

PRESSURES PER GAME - 2020 SEASON

| Team | Press/G |
|--------------------------------|-------------|
| 1. Pittsburgh Steelers | 12.3 |
| 2. Tampa Bay Buccaneers | 10.9 |
| 3. Seattle Seahawks | 10.6 |
| 4t. Arizona Cardinals | 9.9 |
| 4t. New York Giants | 9.9 |

TEAM SACK LEADERS - 2020 SEASON

| Team | Sacks |
|---------------------------------|-------------|
| 1. Pittsburgh Steelers | 56.0 |
| 2. Los Angeles Rams | 53.0 |
| 3. Philadelphia Eagles | 49.0 |
| 4t. Tampa Bay Buccaneers | 48.0 |
| 4t. Arizona Cardinals | 48.0 |



THE BUCCANEERS DEFENSE ALSO FINISHED TIED FOR 2ND IN TFL (91) AND QBH (116).

ROUGHING UP THE RUN GAME



In 2018, the Buccaneers ranked 20th in defensive rush average and 24th in rush yards allowed per game. Tampa Bay has now led the NFL in run defense in each of the past two seasons under Todd Bowles, becoming the first team to accomplish that feat since the Minnesota Vikings (2006-08).

NFL RUSHING YARDS PER ATTEMPT ALLOWED

Since start of 2019 Season

| Rank | Team | Opp. Rush Avg. |
|-----------|-----------------------------|----------------|
| 1. | Tampa Bay Buccaneers | 3.43 |
| 2. | New York Jets | 3.69 |
| 3. | Indianapolis Colts | 3.90 |
| 4. | Los Angeles Rams | 3.93 |
| 5. | New York Giants | 3.99 |

NFL FEWEST RUSHING YARDS ALLOWED PER GAME

Since start of 2019 Season


| Rank | Team | Y/G |
|-----------|-----------------------------|-------------|
| 1. | Tampa Bay Buccaneers | 77.2 |
| 2. | New Orleans Saints | 92.6 |
| 3. | Indianapolis Colts | 94.2 |
| 4. | New York Jets | 99.5 |
| 5. | Baltimore Ravens | 101.1 |

PRESEASON WEEK 1 VS. CINCINNATI



VS. CINCINNATI

STANDOUT PERFORMERS



7-1
RECORD

17
PASS TD

105.4
RATING

3
INT

TOM BRADY

EIGHT CAREER REG. SEASON GAMES VS. CIN



6
RECEPTIONS

1
TD

179
REC. YDS

29.8
YDS/REC.

MIKE EVANS

10/28/2018 VS. CINCINNATI



14
RECEPTIONS

3
REC. TD

87.7
YDS/GAME

18.8
YDS/REC.

ROB GRONKOWSKI

THREE CAREER REG. SEASON GAMES VS. CIN

2020 REGULAR SEASON COMPARISON

| BUCCANEERS | | | BENGALS | |
|------------|--------|-----------------|---------|------|
| STAT | RANK | | STAT | RANK |
| 384.1 | 7th | TOTAL OFFENSE | 319.8 | 29th |
| 94.9 | t-28th | RUSH OFFENSE | 104.3 | 24th |
| 298.5 | 4th | PASS OFFENSE | 215.5 | 27th |
| 327.1 | 6th | TOTAL DEFENSE | 389.2 | 26th |
| 80.6 | 1st | RUSH DEFENSE | 148.0 | 29th |
| 246.6 | 21st | PASS DEFENSE | 241.2 | 19th |
| 30.8 | 3rd | POINTS SCORED | 19.4 | 29th |
| 22.2 | 8th | POINTS ALLOWED | 22.6 | 22nd |
| 48.0 | t-4th | SACKS | 17.0 | 32nd |
| 22.0 | 4th | SACKS ALLOWED | 48.0 | 27th |
| +8 | 6th | TURNOVER MARGIN | -7 | 25th |

TEAM LEADERS

| | | |
|---|------------------------|-----------------------|
| Ronald Jones II (978) | RUSHING YARDS | Joe Mixon (428) |
| Ronald Jones II (7) | RUSHING TDS | Four Players Tied (3) |
| Tom Brady (102.2) 9th in the NFL | PASSER RATING | Joe Burrow (89.8) |
| Tom Brady (4,633) 3rd in the NFL | PASSING YARDS | Joe Burrow (2,688) |
| Tom Brady (40) t-2nd in the NFL | PASSING TDS | Joe Burrow (13) |
| Mike Evans (70) | RECEPTIONS | Tyler Boyd (79) |
| Mike Evans (1,006) | RECEIVING YARDS | Tee Higgins (908) |
| Mike Evans (13) 4th in the NFL | RECEIVING TDS | Tee Higgins (6) |
| Devin White (140) 5th in the NFL | TACKLES | Vonn Bell (114) |
| Jason Pierre-Paul (9.5) | SACKS | Carl Lawson (5.5) |
| Carlton Davis III (4) t-7th in the NFL | INTERCEPTIONS | Jessie Bates (3) |



CONNECTIONS

COLLEGE CONNECTIONS



TB S Jordan Whitehead (2015-17)

CIN WR Tyler Boyd (2013-15)

TB LB Devin White (2016-18)



CIN QB Joe Burrow (2018-19)

CIN WR Ja'Marr Chase (2018-20)

CIN TE Thaddeus Moss (2017-19)

CIN DT Tyler Shelvin (2017-19)



TB TE O.J. Howard (2013-16)

CIN T Jonah Williams (2016-18)



TB DL William Gholston (2010-12)

TB CB Trae Waynes (2012-14)



TB WR Jaydon Mickens (2012-15)

TB DL Benning Potoa'e (2015-19)

TB OLB Joe Tryon (2018-20)

TB NT Vita Vea (2014-17)

CIN TE Drew Sample (2015-18)



TB QB Kyle Trask (2016-20)

CIN K Evan McPherson (2018-20)

FORMER BUCCANEERS

- Bengals Head Coach **Zac Taylor** signed with the Buccaneers as a college free agent in 2007 (released prior to training camp).
- Bengals Senior Defensive Assistant **Mark Duffner** was the Linebackers Coach for Tampa Bay from 2016-18, serving as interim defensive coordinator for 11 games in 2018.

FORMER BENGALS

- Buccaneers RB **Giovani Bernard** was a second-round pick by the Bengals in the 2013 NFL Draft. He went on to play in 115 career games over eight seasons with Cincinnati.

CINCINNATI AREA TIES

- Buccaneers S **Mike Edwards** is a native of Cincinnati and played collegiately at Kentucky.
- Buccaneers OLB **Elijah Ponder** played collegiately at Cincinnati.
- Buccaneers Defense/Special Teams Assistant **Keith Tandy** is a native of Hopkinsville, Kentucky.
- Buccaneers Assistant Strength & Conditioning Coach **Cory Bichey** worked as a graduate assistant at Cincinnati.
- Buccaneers Tight Ends Coach **Rick Christophel** was the Quarterbacks/Tight Ends Coach at Cincinnati in 1983.

FLORIDA TIES

- Bengals WR **Auden Tate** went to Wharton High School in Tampa and played collegiately at Florida State.
- Bengals TE **Mitchell Wilcox** is a native of Tarpon Springs and played collegiately at South Florida.
- Bengals DE **Trey Hendrickson** is a native of Apopka.
- Bengals T **Fred Johnson** and K **Evan McPherson** played collegiately at Florida.
- Bengals HB **Jacques Patrick** is a native of Orlando and played collegiately at Florida State.
- Bengals S **Ricardo Allen** is a native of Daytona Beach.
- Bengals Wide Receivers Coach **Troy Walters** coached at Central Florida.

FORMER NFL TEAMMATES

TB CB Ross Cockrell (2017)

TB OLB Jason Pierre-Paul (2010-17)



CIN CB Eli Apple (2016-17)

TB DL Jeremiah Ledbetter (2017)

TB DL Ndamukong Suh (2010-14)



CIN T Riley Reiff (2012-16)

TB S Raven Greene (2016-20)



CIN DB Tony Brown (2018-19)

CIN DT Mike Daniels (2012-18)

TB WR Antonio Brown (2010-18)



CIN DB Mike Hilton (2017-20)

TB DC Todd Bowles (1991)



CIN OL Coach Frank Pollack (1990-97)

TURN BACK THE CLOCK

Bengals Senior Defensive Assistant **Mark Duffner** spent three seasons on the Buccaneers coaching staff from 2016-18.





CONNECTIONS

PLAYER/COACH CONNECTIONS

- Buccaneers WR **Mike Evans** played collegiately at Texas A&M from 2011-13. During that time, Bengals Wide Receivers Coach **Troy Walters** (2010-11) held the same role at Texas A&M, coaching Evans during his redshirt freshman season. Cincinnati Head Coach **Zac Taylor** (2008-11) was also part of the offensive coaching staff for the Aggies while Evans was a part of the program.
- Buccaneers DL **Ndamukong Suh** (2015-17) was a member of the Miami Dolphins when Cincinnati Bengals Defensive Coordinator **Lou Anarumo** served as Miami's interim defensive coordinator for the final 12 games of the 2015 NFL season. Suh finished the 2015 season with 61 tackles (17 for loss), 20 quarterback hits, 6.0 sacks and five passes defended, while starting all 16 games for the Dolphins.
- Buccaneers OLB **Shaquil Barrett** (2015-18) played for the Denver Broncos alongside Bengals Tight Ends Coach **James Casey** in 2015.



COACHING CONNECTIONS



- Buccaneers Defensive Line Coach **Kacy Rodgers** (2008-14) and Bengals Head Coach **Zac Taylor** (2012-15) coached together for the Miami Dolphins.
- Tampa Bay Quarterbacks Coach **Clyde Christensen** (2016-18) and Defensive Line Coach **Kacy Rodgers** (2008-14) coached alongside Cincinnati Defensive Coordinator **Lou Anarumo** (2012-17) for the Miami Dolphins.
- Buccaneers Defensive Coordinator **Todd Bowles** (2000, 2015-18), Defensive Quality Control Coach **Tim Atkins** (2016-18), Inside Linebackers Coach **Mike Caldwell** (2015-18) and Defensive Line Coach **Kacy Rodgers** (2015-18) coached alongside Bengals Secondary/Cornerbacks Coach **Steve Jackson** (2018-19) for the New York Jets.
- Tampa Bay Defensive Line Coach **Kacy Rodgers** (2008-14) was a member of the Miami Dolphins coaching staff when Bengals Defensive Quality Control Coach **Jordan Kovacs** (2013-15) was playing for the team.



HC BRUCE ARIANS

CAREER HIGHLIGHTS

- X In addition to leading the Buccaneers to a Super Bowl LV title in 2020, Arians is a two-time Associated Press NFL Coach of the Year, earning the award in 2012 (Indianapolis Colts) and in 2014 (Arizona Cardinals).
- X He is the only coach in NFL history to earn the award multiple times in a three-year span with different teams and is one of only 12 coaches in NFL history to win the award multiple times.
- X Prior to his time with the Colts, Arians spent eight seasons with the Steelers, five as offensive coordinator (2007-11) and three as the wide receivers coach (2004-06). During his tenure as the offensive coordinator, the Steelers had a 55-25 record, tying Green Bay for the second-best mark in the NFL during that span.
- X Pittsburgh won three AFC North Division titles, two AFC Championships and earned a victory in Super Bowl XLIII over the Cardinals. Arians was also part of the Steelers' Super Bowl XL win as the team's wide receivers coach.

ARIZONA CARDINALS

- X During his time in Arizona, Arians compiled a 49-30-1 regular season record (.619 winning percentage). The Cardinals' 49 wins during that span were the seventh-most in the NFL and the third-most in the NFC. Arians won 50 total games in Arizona (49 regular season, one postseason), finishing as the winningest coach in franchise history. His 49 regular season wins are also the most by any coach in Cardinals history.
- X In 2015, Arians led the Cardinals to a franchise record 13 wins, which also featured the team's first-ever postseason bye and second-ever appearance in the NFC Championship Game.
- X Under Arians, the Cardinals offense set several single-season team records, including points scored (489 in 2015), total touchdowns (59 in 2015), total net yards (6,533 in 2015) and first downs (373 in 2015).

TRUST
LOYALTY
RESPECT



COACHING CAPSULE

27th NFL Season (7th as Head Coach)
 BUCCANEERS HEAD COACH: 2nd Year
 REGULAR SEASON RECORD: 76-47-1 (.617)*
 INDIANAPOLIS COLTS: 9-3 (.750)*
 ARIZONA CARDINALS: 49-30-1 (.619)
 TAMPA BAY BUCCANEERS: 18-14 (.563)
 POSTSEASON RECORD: 4-2 (.666)

*Interim Head Coach

10 **TH-MOST**
wins among active
head coaches.

TAMPA BAY BUCCANEERS

- X Bruce Arians was named the 12th head coach in franchise history on Jan 8, 2019.
- X In 2020, Arians led Tampa Bay to 11 wins, tying its second-most in team history. The Buccaneers also clinched their first playoff berth since 2007 and won the franchise's second Super Bowl. Arians' team ranked first in rush defense, third in scoring, fourth in pass offense, sixth in total defense and seventh in total offense.
- X In his first season with the Buccaneers in 2019, Arians led Tampa Bay to a two-win improvement over the previous season, guiding the team to a 5-3 record over the last eight games to finish 7-9. The Buccaneers 5-3 record on the road matched the third-best road mark in team history.
- X In 2019, Tampa Bay's offense set franchise records for both points scored (458) and touchdowns (54), while leading the league in passing offense and ranking third in the NFL in total offense. On the defensive side of the ball, the Buccaneers boasted the NFL's best run defense, limiting opponents to 1,181 rushing yards over 16 games (73.8 avg.), the lowest total allowed in a 16-game season in franchise history.

INDIANAPOLIS COLTS

- X Arians went to Arizona after spending the 2012 season with Indianapolis. Hired as the team's offensive coordinator, he also served as the team's interim head coach for 12 games while head coach Chuck Pagano was treated for leukemia. He led the Colts to a 9-3 record and was selected as the 2012 AP NFL Coach of the Year. Indianapolis' nine-win improvement (2-14 to 11-5) matched the third-largest single-season turnaround in NFL history.
- X Arians helped the Colts' offense rank 10th in the NFL in yards (362.4 ypg) and seventh in passing yards (258.0 ypg). Rookie quarterback Andrew Luck - the first overall pick in the 2012 NFL Draft - made the Pro Bowl and set rookie records for passing yards (4,374) and 300-yard passing games (six). He also established the NFL single-game rookie record for passing yards (433, 11/4 vs. Miami). Luck finished with the then-third-most passing touchdowns by a rookie in NFL history, with 23.



ASSISTANT COACHES

2021 TAMPA BAY BUCCANEERS COACHING STAFF



Assistant Head Coach/Run Game Coordinator **Harold Goodwin**

- **Experience:** 17th Year NFL, 3rd Year Buccaneers
- **Notes:** Ronald Jones II had four games with 100+ yards rushing in 2020, tying for the most such games by a Buccaneer in a single season since Doug Martin (4) in 2015.
- **Gameday Location:** Sideline



Offensive Coordinator **Byron Leftwich**

- **Experience:** 5th Year NFL, 3rd Year Buccaneers
- **Notes:** In 2020, Tom Brady finished tied for second in the league with a franchise-record 40 passing touchdowns and third in the NFL with 4,633 passing yards.
- **Gameday Location:** Sideline



Quarterbacks Coach **Clyde Christensen**

- **Experience:** 26th Year NFL, 3rd Year Buccaneers
- **Notes:** Tom Brady's 40 passing touchdowns in 2020 are the most ever by a player in his first season with a team, including rookies, surpassing Peyton Manning (37 in 2012 w/ DEN).
- **Gameday Location:** Coaches Booth



Tight Ends Coach **Rick Christophel**

- **Experience:** 8th Year NFL, 3rd Year Buccaneers
- **Notes:** Rob Gronkowski recorded his 29th-career 100-yard receiving game in Week 12 vs. Kansas City, which rank as the second-most in NFL history by a tight end.
- **Gameday Location:** Sideline



Wide Receivers Coach **Kevin Garver**

- **Experience:** 9th Year NFL, 3rd Year Buccaneers
- **Notes:** WR Mike Evans finished fourth in the NFL with 13 receiving touchdowns in 2020, setting a new team record for single-season receiving touchdowns.
- **Gameday Location:** Sideline



Offensive Line Coach **Joe Gilbert**

- **Experience:** 9th Year NFL, 3rd Year Buccaneers
- **Notes:** In 2020, the Buccaneers offensive line ranked second in the NFL, allowing sacks on just 3.5 percent of passing attempts.
- **Gameday Location:** Coaches Booth



Assistant Wide Receivers Coach **Thaddeus Lewis**

- **Experience:** 2nd Year NFL, 2nd Year Buccaneers
- **Notes:** Lewis enters his first season as assistant wide receivers coach after working as an assistant to the offense during the team's Super Bowl LV season.
- **Gameday Location:** Coaches Booth



Running Backs Coach **Todd McNair**

- **Experience:** 6th Year NFL, 3rd Year Buccaneers
- **Notes:** Ronald Jones II rushed for 978 yards in 2020, setting a new career high for both single-season rushing yards and rushing touchdowns (seven).
- **Gameday Location:** Sideline



Assistant Coach **Tom Moore**

- **Experience:** 42nd Year NFL, 3rd Year Buccaneers
- **Notes:** Under Moore's guidance, three different quarterbacks have led the league in passing yards.
- **Gameday Location:** Sideline



Offensive Assistant **A.Q. Shipley**

- **Experience:** 1st Year NFL, 1st Year Buccaneers
- **Notes:** Begins his coaching career after a 12-year NFL career as an offensive lineman. Shipley spent six of his 12 NFL seasons playing for Bruce Arians.
- **Gameday Location:** Sideline



Assistant Tight Ends Coach **John Van Dam**

- **Experience:** 3rd Year NFL, 3rd Year Buccaneers
- **Notes:** The Buccaneers offense scored on 58-of-61 red zone drives in 2020, which ranks as the best red zone scoring percentage in the NFL (95.1%).
- **Gameday Location:** Coaches Booth





ASSISTANT COACHES

2021 TAMPA BAY BUCCANEERS COACHING STAFF



Defensive Coordinator **Todd Bowles**

- **Experience:** 22nd Year NFL, 2nd Year Buccaneers
- **Notes:** Tampa Bay finished the 2020 regular season first in rush defense, tied for fourth in sacks, tied for fifth in takeaways and sixth in total defense.
- **Gameday Location:** Sideline



Defensive Quality Control Coach **Tim Atkins**

- **Experience:** 11th Year NFL, 2nd Year Buccaneers
- **Notes:** Devin White finished fifth in the NFL with 140 tackles in 2020, in addition to his 9.0 sacks.
- **Gameday Location:** Coaches Booth



Inside Linebackers Coach **Mike Caldwell**

- **Experience:** 13th Year NFL, 2nd Year Buccaneers
- **Notes:** Lavonte David and Devin White were two of just five players in the NFL last season with 100-or-more tackles and at least 10 tackles for loss.
- **Gameday Location:** Sideline



Outside Linebackers Coach **Larry Foote**

- **Experience:** 6th Year NFL, 2nd Year Buccaneers
- **Notes:** Shaquil Barrett (0.89) and Jason Pierre-Paul (0.69) rank sixth and 10th in the NFL in sacks per game since Foote arrived in 2019.
- **Gameday Location:** Sideline



Defensive/Special Teams Assistant **Cody Grimm**

- **Experience:** 2nd Year NFL, 2nd Year Buccaneers
- **Notes:** S Jordan Whitehead tied for second in the league among all defensive backs with a career-high nine tackles for loss in 2020.
- **Gameday Location:** Sideline



Assistant Defensive Line Coach **Lori Locust**

- **Experience:** 2nd Year NFL, 2nd Year Buccaneers
- **Notes:** William Gholston had a career-high 18 quarterback hits in 2020, which were the eighth-most in the NFL by an interior defensive lineman this season.
- **Gameday Location:** Sideline



Safeties Coach **Nick Rapone**

- **Experience:** 7th Year NFL, 2nd Year Buccaneers
- **Notes:** Five of the team's 14 interceptions came from safeties in 2020. The five interceptions by safeties were the fifth-most in the NFL.
- **Gameday Location:** Coaches Booth



Defensive Line Coach **Kacy Rodgers**

- **Experience:** 14th Year NFL, 2nd Year Buccaneers
- **Notes:** The Buccaneers defense ranked second in the NFL in quarterback pressures (184) and tied for second in quarterback hits (116) in 2020.
- **Gameday Location:** Sideline



Cornerbacks Coach **Kevin Ross**

- **Experience:** 14th Year NFL, 2nd Year Buccaneers
- **Notes:** CB Carlton Davis III tied for seventh in the NFL with four interceptions in 2020, while tying for second in the league in passes defended (18).
- **Gameday Location:** Sideline



Special Teams Coordinator **Keith Armstrong**

- **Experience:** 27th Year NFL, 2nd Year Buccaneers
- **Notes:** Punter and kickoff specialist Bradley Pinion led the NFL in 2020 with 85 kickoff touchbacks. Last season, he set an NFL record with 88.
- **Gameday Location:** Sideline



Specialist Coach **Chris Boniol**

- **Experience:** 7th Year NFL, 2nd Year Buccaneers
- **Notes:** K Ryan Succop scored 136 points last season, setting a new Buccaneers franchise record for the most points scored by a player in a single season.
- **Gameday Location:** Sideline



Defensive/Special Teams Assistant **Keith Tandy**

- **Experience:** 1st Year NFL, 1st Year Buccaneers
- **Notes:** In Week 3 of the 2020 NFL season, Patrick O'Connor blocked and recovered a Denver punt - the team's first blocked punt since 12/17/15.
- **Gameday Location:** Coaches Booth





ZAC TAYLOR



Zac Taylor was named the 10th head coach in Cincinnati Bengals history on Feb. 4, 2019. He now enters his third season looking to maintain the momentum of a late-season surge in 2020, and will be at the helm of one of the NFL's top young offenses, featuring QB Joe Burrow, HB Joe Mixon, and WRs Tyler Boyd, Tee Higgins and Ja'Marr Chase.

Taylor's record after two seasons stands at 6-25-1, however both campaigns were severely hampered by injuries to key players, including OT Jonah Williams and WR A.J. Green in 2019, and Burrow and

Mixon in 2020.

In 2020, Taylor helped transition Burrow, the No. 1 overall pick in the draft, to the pro level despite the absence of an in-person offseason program due to the COVID-19 pandemic. Taylor helped Burrow to one of the most productive starts to a career by a QB in NFL history, before a knee injury ended the rookie's season after 10 games. Still, Burrow's 264 completions were the most ever by an NFL QB through their first 10 career games, while his 404 pass attempts were second and his 2,688 passing yards were fifth. Defensively, Taylor oversaw the onboarding of seven new starters, and helped Cincinnati hold opposing passers to just a 62.8 completion percentage (sixth-lowest in the NFL).

ZAC TAYLOR AT A GLANCE

- In 2019, his first season as head coach, Taylor headed off a wave of early season injuries to lead Cincinnati to second-half turnarounds on both offense and defense. Offensively, the Bengals' per-game rushing average jumped 70.6 yards from the first half of the season (59.5) to the second (130.1), while their per-attempt average jumped 1.26 yards (3.17 to 4.43) and they allowed 10 fewer sacks (29 to 19). The team's top four WRs – Boyd, Alex Erickson, Auden Tate and John Ross III – all posted career-highs in both receptions and receiving yards. Defensively, Cincinnati notched 11 more sacks in the second half of the season compared to the first, and allowed 84.1 fewer yards per game.
- Taylor came to Cincinnati after two seasons (2017-18) with the L.A. Rams, where he served as assistant wide receivers coach in 2017 and quarterbacks coach in '18. In 2018, he helped guide Rams QB Jared Goff to career highs in every major passing category. Goff ranked fourth in the NFL in passing yards and eighth in passer rating. The Rams' QB play was a key component to their offense, which finished the regular season ranked second in the NFL in total net yards (421.1 per game), fifth in net passing yards (281.7), second in scoring (32.9), first in first downs (401) and fifth in third-down percentage (45.0). Los Angeles won the NFC West with a 13-3 regular-season record and advanced to Super Bowl LIII against the New England Patriots.
- In 2017, Taylor helped oversee an emerging Rams passing offense that ranked 10th in the NFL in passing yards per game (239.4). Taylor directed a Rams' young receiving corps headed by rookie Cooper Kupp, who finished the season with 62 catches, a team-high 869 receiving yards and five TDs.
- Prior to his time with the Rams, Taylor had a one-year stint in the college ranks, serving as offensive coordinator and quarterbacks coach at the University of Cincinnati in 2016. Taylor served under head coach Tommy Tuberville at UC.
- Taylor broke into NFL coaching in 2012 with the Miami Dolphins as assistant quarterbacks coach. He was elevated to quarterbacks coach from 2013-15, and spent the final five games of '15 as the Dolphins' interim offensive coordinator and primary play-caller, after the team made coaching staff changes.

ZAC TAYLOR COACHING CAPSULE

Coaching Years in NFL: 14th year (3rd as Head Coach)
Bengals Head Coach: 3rd year
Regular Season Record: 6-25-1 (.203)
Postseason Record: 0-0 (—)

CINCINNATI BENGALS ASSISTANT COACHES

Defensive Coordinator Lou Anarumo
Offensive Coordinator Brian Callahan
Special Teams Coordinator/Assistant Head Coach Darrin Simmons
Assistant Special Teams Colt Anderson
Tight Ends James Casey
Defensive Quality Control Louie Cioffi
Senior Defensive Assistant Mark Duffner
Linebackers Al Golden
Running Backs Justin Hill
Defensive Line Marion Hobby
Secondary/Cornerbacks Steve Jackson
Defensive Quality Control Jordan Kovacs
Assistant Wide Receivers Brad Kragthorpe
Secondary/Safeties Robert Livingston
Assistant Offensive Line Ben Martin
Quarterbacks Dan Pitcher
Offensive Line/Run Game Coordinator Frank Pollack
Wide Receivers Troy Walters

0-0
RECORD VS. TAMPA BAY

0-0
RECORD VS. BRUCE ARIANS

1-0
BRUCE ARIANS VS. BENGALS



GM JASON LIGHT



10

**PWFA ALL-ROOKIE
SELECTIONS DRAFTED BY
LIGHT FOR TAMPA BAY**

9

**CURRENT PRO BOWL
BUCCANEERS THAT WERE
EITHER DRAFTED OR
ACQUIRED BY LIGHT**

DEVELOPING THROUGH THE DRAFT

NOTABLE DRAFT SELECTIONS

| | |
|---------------------------|---------------------------------|
| Mike Evans | 2014 (Round 1, No. 7 Overall) |
| Donovan Smith | 2015 (Round 2, No. 34 Overall) |
| Ali Marpet | 2015 (Round 2, No. 61 Overall) |
| Chris Godwin | 2017 (Round 3, No. 84 Overall) |
| Vita Vea | 2018 (Round 1, No. 12 Overall) |
| Ronald Jones II | 2018 (Round 2, No. 38 Overall) |
| Carlton Davis III | 2018 (Round 2, No. 63 Overall) |
| Jordan Whitehead | 2018 (Round 4, No. 117 Overall) |
| Devin White | 2019 (Round 1, No. 5 Overall) |
| Sean Murphy-Bunting | 2019 (Round 2, No. 39 Overall) |
| Jamel Dean | 2019 (Round 3, No. 94 Overall) |
| Scotty Miller | 2019 (Round 6, No. 208 Overall) |
| Tristan Wirfs | 2020 (Round 1, No. 13 Overall) |
| Antoine Winfield Jr. | 2020 (Round 2, No. 45 Overall) |



MAKING THE MOST OF THE MARKET

NOTABLE FREE AGENT/TRADE ACQUISITIONS

| | |
|-------------------------|-------------------|
| Jason Pierre-Paul | 2018 (Trade) |
| Ryan Jensen | 2018 (Free Agent) |
| Shaquil Barrett | 2019 (Free Agent) |
| Ndamukong Suh | 2019 (Free Agent) |
| Tom Brady | 2020 (Free Agent) |
| Rob Gronkowski | 2020 (Trade) |
| Leonard Fournette | 2020 (Free Agent) |
| Antonio Brown | 2020 (Free Agent) |
| Giovani Bernard | 2021 (Free Agent) |



PRESEASON WEEK 1 VS. CINCINNATI



2021 DRAFT CLASS



ROUND 1 - OLB JOE TRYON

Draft Selection Round 1, No. 32 Overall

College Career:

Games Played 25

Games Started 14

Tackles (For Loss) 61 (14.5)

Sacks 9.0

Second Team All-Pac-12 2019



ROUND 2 - QB KYLE TRASK

Draft Selection Round 2, No. 64 Overall

College Career:

Career Passing Yards (2020) 7,386 (4,283)

Career Passing Touchdowns (2020) 69 (43)

Heisman Trophy Finalist 2020

All-America Second Team 2020

FBS Passing (43) & Total TD (46) Leader 2020



ROUND 3- OL ROBERT HAINSEY

Draft Selection Round 3, No. 95 Overall

College Career:

Games Played 46

Games Started 34

Senior Class first-team All-America 2020

Second Team All-ACC 2020

College Football Playoff Semifinalist 2020



ROUND 4 - WR JAELOH DARDEN

Draft Selection Round 4, No. 129 Overall

College Career:

Games Played 47

Receptions 230 (School Record)

Receiving Yards 2,782 (School Record)

Receiving Touchdowns 38 (School Record)

Conference USA Most Valuable Player 2020





2021 DRAFT CLASS



ROUND 5 - LB K.J. BRITT

Draft Selection.....Round 5, No. 176 Overall

College Career:

Games Played.....42

Tackles (For Loss).....119 (13)

Sacks.....2.5

First Team All-SEC (Coaches).....2019

Second Team All-SEC (AP)2019



ROUND 7 - CB CHRIS WILCOX

Draft Selection.....Round 7, No. 251 Overall

College Career:

Games Played.....41

Games Started26

Tackles (For Loss).....88 (three)

Passes DefensedEight

First Team Phil Steele All-Independent.....2020



ROUND 7 - LB GRANT STUARD

Draft Selection.....Round 7, No. 259 Overall

College Career:

Games Played.....39

Tackles.....190

Tackles for Loss.....17

Fumble Recoveries (TD).....1 (1)

First Team Phil Steele All-AAC2020



ROUND 1, PICK 32



OLB Joe Tryon
(Washington)

ROUND 2, PICK 64



QB Kyle Trask
(Florida)

ROUND 3, PICK 95



OL Robert Hainsey
(Notre Dame)

ROUND 4, PICK 129



WR Jaelon Darden
(North Texas)

ROUND 5, PICK 176



LB K.J. Britt
(Auburn)

ROUND 7, PICK 251



CB Chris Wilcox
(BYU)

ROUND 7, PICK 259



LB Grant Stuard
(Houston)

2021 DRAFT CLASS



ROSTER BREAKDOWN



BUCCANEERS WITH PRIOR SB EXPERIENCE

| | |
|--------------------------|--|
| Tom Brady | 36, 38, 39, 42, 46, 49, 51, 52, 53 (All with NE) |
| Shaquil Barrett | 50 (DEN) |
| Antonio Brown | 45 (PIT) |
| Rob Gronkowski | 46, 49, 52, 53 (All with NE) |
| Antonio Hamilton | 55 (KC) |
| Jason Pierre-Paul | 46 (NYG) |
| Ndamukong Suh | 53 (LAR) |

PRO BOWL BUCCANEERS

| | |
|--------------------------|--|
| Tom Brady | 2001, 2004, 2005, 2007, 2009, 2010, 2011, 2012, 2013, 2014, 2015, 2016, 2017, 2018 |
| Shaquil Barrett | 2019 |
| Antonio Brown | 2011, 2013, 2014, 2015, 2016, 2017, 2018 |
| Lavonte David | 2015 |
| Mike Evans | 2016, 2018, 2019 |
| Chris Godwin | 2019 |
| Rob Gronkowski | 2011, 2012, 2014, 2015, 2017 |
| Jason Pierre-Paul | 2011, 2012, 2020 |
| Ndamukong Suh | 2010, 2012, 2013, 2014, 2016 |

QUICK FACTS

| | |
|-----------------------------|--|
| Oldest | QB, Tom Brady , 44, Born 8/3/77 |
| Youngest | LB K.J. Britt , 22, Born 6/4/99 |
| Tallest | T Brad Seaton , 6'9 |
| Shortest | WR Jaelon Darden , 5'8 |
| Heaviest | NT Vita Vea , 347 lbs |
| Lightest | WR Jaydon Mickens , 170 lbs |
| Most Seasons as a Buccaneer | LB Lavonte David , 10 |
| Most NFL Seasons | QB Tom Brady , 22 |

FIRST ROUND PEDIGREE

| Round (Pick) | Player | Team | Year |
|--------------|-------------------|----------------------|------|
| 1 (2) | Ndamukong Suh | Detroit Lions | 2010 |
| 1 (15) | Jason Pierre-Paul | New York Giants | 2010 |
| 1 (10) | Blaine Gabbert | Jacksonville Jaguars | 2011 |
| 1 (7) | Mike Evans | Tampa Bay Buccaneers | 2014 |
| 1 (4) | Leonard Fournette | Jacksonville Jaguars | 2017 |
| 1 (19) | O.J. Howard | Tampa Bay Buccaneers | 2017 |
| 1 (12) | Vita Vea | Tampa Bay Buccaneers | 2018 |
| 1 (5) | Devin White | Tampa Bay Buccaneers | 2019 |
| 1 (13) | Tristan Wirfs | Tampa Bay Buccaneers | 2020 |
| 1 (32) | Joe Tryon | Tampa Bay Buccaneers | 2021 |

BY COLLEGE

| | | |
|--|-------------|---|
| | S. Carolina | 5 |
| | LSU | 4 |
| | Washington | 4 |

SC: Adams, Hutcherson, Succop, Stanley, Smith
 LSU: Fournette, Grayson, Minter, White
 UW: Mickens, Potoa'e, Tryon, Vea

BY CONFERENCE

| | | |
|--|-----------|----|
| | SEC | 14 |
| | BigTen | 11 |
| | PAC-12 | 7 |
| | ACC | 5 |
| | MAC & AAC | 4 |

BY STATE

| | | |
|--|------------|----|
| | California | 10 |
| | Florida | 10 |
| | Texas | 8 |

NON-D1 BUCCANEERS

| |
|----------------------------------|
| Alex Cappa (Humboldt St) |
| Tanner Hudson (S. Arkansas) |
| Ryan Jensen (Colorado St-Pueblo) |
| Ali Marpet (Hobart) |
| Codey McElroy (SE Ok. State) |
| Zach Triner (Assumption) |





2020 HONOR ROLL

NFC DEFENSIVE PLAYER OF THE WEEK - WEEK 3

SEPT.

27

SHAQUIL
BARRETT

WEEK 3 vs. DENVER

20
SACKS

6
TACKLES

1
SAFETY



NFC DEFENSIVE PLAYER OF THE MONTH - SEPTEMBER

SEPT.

2020

Lavonte
DAVID

THE **ONLY** PLAYER IN THE NFL WITH **20+**
TACKLES, ONE **INTERCEPTION** AND ONE
FORCED FUMBLE IN SEPT. 2020



NFL DEFENSIVE ROOKIE OF THE MONTH - SEPTEMBER

SEPT.

2020

Antoine
WINFIELD JR.

20
SACKS

23
TACKLES

3
QBH

1
FF





2020 HONOR ROLL

NFC OFFENSIVE PLAYER OF THE WEEK/FEDEX AIR PLAYER OF THE WEEK - WEEK 4

OCT.

7

TOM
BRADY

WEEK 4 vs. LOS ANGELES CHARGERS

117.0
RATING

369
YARDS

5
TD



NFC DEFENSIVE PLAYER OF THE WEEK - WEEK 7

OCT.

28

DEVIN
WHITE

WEEK 7 vs. LAS VEGAS RAIDERS

3.0
SACKS

11
TACKLES

1
FF



NFC OFFENSIVE PLAYER OF THE MONTH - OCTOBER

OCT.

2020


TOM
BRADY

IN THE MONTH OF OCTOBER

110.0
RATING

12
TD

1
INT





2020 HONOR ROLL

NFC SPECIAL TEAMS PLAYER OF THE WEEK - WEEK 8

NOV.

4

RYAN
SUCCOP

WEEK 8 vs. NEW YORK GIANTS

13
POINTS

4
FGM

100
FG %



FEDEX GROUND PLAYER OF THE WEEK - WEEK 10

NOV.

18

Ronald
JONES II

WEEK 10 vs. CAROLINA PANTHERS

192 **8.35** **1**
RUSH YDS YDS/RUSH RUSH TD



NFC DEFENSIVE PLAYER OF THE WEEK - WEEK 15

DEC.

23

DEVIN
WHITE

WEEK 15 vs. ATLANTA FALCONS

3.0
SACKS

12
TACKLES

4
TFL



PRESEASON WEEK 1 vs. CINCINNATI



2020 HONOR ROLL

NFC SPECIAL TEAMS PLAYER OF THE WEEK - WEEK 17

JAN.

6

RYAN
SUCCOP

WEEK 17 vs. ATLANTA FALCONS

14
POINTS

3
FGM

100
FG %



FEDEX AIR PLAYER OF THE WEEK - WEEK 17

JAN.

6

TOM
BRADY

WEEK 17 vs. ATLANTA FALCONS

399
PASS YDS

4
PASS TD

117.8
RATING



2021 PRO BOWL TEAM SELECTION



Jason
PIERRE-PAUL

2020 REGULAR SEASON SEASON NUMBERS

9.5
SACKS


4
FF

2
INT





**TAMPA BAY
BUCCANEERS
OFFENSIVE PLAYER
PAGES**





TOM BRADY

TWO DECADES OF DOMINANCE

BEST WIN % IN SUPER BOWL ERA

(Since 1966, Min. 50 Starts, Regular Season Only)

| Quarterback (Team) | W | L | T | Win % |
|-------------------------|-----|----|---|-------|
| 1. Tom Brady (NE/TB) | 230 | 69 | 0 | .769 |
| 2. Roger Staubach (DAL) | 85 | 29 | 0 | .746 |
| 3. Joe Montana (SF/KC) | 117 | 47 | 0 | .713 |

BEST WIN % AMONG ACTIVE QBs

(Min. 50 Starts, Regular Season Only)

| Quarterback (Team) | W | L | T | Win % |
|-----------------------------|-----|----|---|-------|
| 1. Tom Brady (NE/TB) | 230 | 69 | 0 | .769 |
| 2. Russell Wilson (SEA) | 98 | 45 | 1 | .684 |
| 3. Ben Roethlisberger (PIT) | 156 | 74 | 1 | .677 |
| 4. Aaron Rodgers (GB) | 126 | 63 | 1 | .666 |
| 5. Jared Goff (LAR) | 42 | 27 | 0 | .609 |

CAREER WINS BY A STARTING QB

(Includes Postseason)

| Quarterback (Team) | Total Wins | Reg. | Post |
|---------------------------------|------------|------|------|
| 1. Tom Brady (NE/TB) | 264 | 230 | 34 |
| 2. Peyton Manning (IND/DEN) | 200 | 186 | 14 |
| 3. Brett Favre (ATL/GB/NYJ/MIN) | 199 | 186 | 13 |
| 4. Drew Brees (SD/NO) | 181 | 172 | 9 |
| 5. Ben Roethlisberger (PIT) | 169 | 156 | 13 |

ALL-TIME CAREER WINS

| Player (Years) | Reg. Season Wins |
|-------------------------------|------------------|
| 1. Tom Brady (2000-Present) | 230 |
| 2. Adam Vinatieri (1996-2019) | 221 |
| 3. George Blanda (1949-75) | 209 |
| 4. Gary Anderson (1982-2004) | 201 |
| 5. Jerry Rice (1985-2004) | 194 |

MOST QB WINS AFTER TURNING 40

| Quarterback (Team) | Reg. Season Wins |
|--------------------------------------|------------------|
| 1. Tom Brady (NE/TB) | 47 |
| 2. Drew Brees (NO) | 17 |
| 3. Brett Favre (MIN) | 13 |
| 4. Warren Moon (HOU/MIN/SEA/KC) | 11 |
| 5. Vinny Testaverde (DAL/NYJ/NE/CAR) | 8 |

GAME-WINNING DRIVES

(Regular Season, 4th Quarter + Overtime)

| Player (Current Team) | Game-Winning Drives |
|-----------------------------|---------------------|
| 1. Peyton Manning (Retired) | 54 |
| 2. Drew Brees (NO) | 53 |
| 3. Tom Brady (TB) | 48 |
| 4. Dan Marino (Retired) | 47 |
| 5. Ben Roethlisberger (PIT) | 44 |

COMEBACK WINS (10+ POINT DEFICIT)

(Regular Season + Playoffs)

| Player (Current Team) | Comeback Wins |
|------------------------------|---------------|
| 1. Tom Brady (TB) | 37 |
| 2. Drew Brees (NO) | 27 |
| 3. Peyton Manning (Retired) | 26 |
| 4t. Ben Roethlisberger (PIT) | 20 |
| 4t. Eli Manning (Retired) | 20 |



ONLY PLAYER IN NFL HISTORY WITH
SEVEN SUPER BOWL WINS

17 DIVISION TITLES
(NFL RECORD)

31 PLAYER OF THE WEEK AWARDS
(NFL RECORD)

11 PLAYER OF THE MONTH AWARDS
(NFL RECORD)



TOM BRADY



85

DIFFERENT CAREER TOUCHDOWN TARGETS

CURRENT BUCS - TD TARGET LEADERS

| | |
|-----------------------|----|
| Rob Gronkowski | 84 |
| Mike Evans | 12 |
| Chris Godwin | 7 |
| Antonio Brown..... | 5 |
| Scotty Miller | 3 |
| Cameron Brate | 2 |
| O.J. Howard..... | 2 |
| Tyler Johnson..... | 2 |
| Ronald Jones II..... | 1 |
| Ke'Shawn Vaughn | 1 |

CAREER PASSING YARDS LEADERS

| Player (Years) | Passing Yards |
|------------------------------------|---------------|
| 1. Drew Brees (2001-Present) | 80,358 |
| 2. Tom Brady (2000-Present) | 79,204 |
| 3. Peyton Manning (1998-2015) | 71,940 |
| 4. Brett Favre (1991-2010) | 71,838 |
| 5. Philip Rivers (2004-Present) | 63,440 |

CAREER PASSING TD LEADERS

| Player (Years) | Passing TD |
|------------------------------------|------------|
| 1. Tom Brady (2000-Present) | 581 |
| 2. Drew Brees (2001-Present) | 571 |
| 3. Peyton Manning (1998-2015) | 539 |
| 4. Brett Favre (1991-2010) | 508 |
| 5. Philip Rivers (2004-Present) | 421 |

CAREER PASSING TD/INT RATIO

(Minimum 2,500 Career Passing Attempts)

| Player (Current Team) | TD-INT Ratio |
|--------------------------|--------------|
| 1. Aaron Rodgers (GB) | 4.63 |
| 2. Russell Wilson (SEA) | 3.30 |
| 3. Tom Brady (TB) | 3.04 |
| 4. Derek Carr (LV) | 2.39 |
| 5. Drew Brees (NO) | 2.35 |

LOWEST CAREER INT. PERCENTAGE

(Minimum 2,500 Career Passing Attempts)

| Player (Current Team) | INT % |
|---------------------------|------------|
| 1. Aaron Rodgers (GB) | 1.4 |
| 2. Tom Brady (TB) | 1.8 |
| 3. Derek Carr (LV) | 1.9 |
| 4. Russell Wilson (SEA) | 1.9 |
| 5. Sam Bradford (Retired) | 2.1 |

CAREER GAMES WITH 3+ TD, 0 INT

| Player (Current Team) | 3+ TD, 0 INT Games |
|-----------------------------|--------------------|
| 1. Tom Brady (TB) | 62 |
| 2t. Drew Brees (NO) | 56 |
| 2t. Aaron Rodgers (GB) | 56 |
| 4. Peyton Manning (Retired) | 51 |
| 5. Brett Favre (Retired) | 36 |

SEASONS WITH 30 TD, 10-OR-LESS INT

| Player (Current Team) | Total Seasons |
|------------------------------|---------------|
| 1. Aaron Rodgers (GB) | 7 |
| 2. Tom Brady (TB) | 6 |
| 3t. Peyton Manning (Retired) | 3 |
| 3t. Tony Romo (Retired) | 3 |
| 3t. Russell Wilson (SEA) | 3 |

CAREER 20-TOUCHDOWN SEASONS

| Player (Current Team) | Total Seasons |
|-----------------------------|---------------|
| 1. Tom Brady (TB) | 18 |
| 2. Drew Brees (NO) | 17 |
| 3. Peyton Manning (Retired) | 16 |
| 4t. Philip Rivers (IND) | 15 |
| 4t. Brett Favre (Retired) | 15 |

CAREER 4,000-YARD PASSING SEASONS

| Player (Current Team) | Total Seasons |
|-----------------------------|---------------|
| 1. Peyton Manning (Retired) | 14 |
| 2t. Tom Brady (TB) | 12 |
| 2t. Drew Brees (NO) | 12 |
| 2t. Philip Rivers (IND) | 12 |
| 5. Matt Ryan (ATL) | 10 |

CAREER 300-YARD PASSING GAMES

| Player (Current Team) | Total Games |
|-----------------------------|-------------|
| 1. Drew Brees (NO) | 123 |
| 2. Tom Brady (TB) | 99 |
| 3. Peyton Manning (Retired) | 93 |
| 4. Philip Rivers (IND) | 73 |
| 5. Matt Ryan (ATL) | 69 |

CAREER COMPLETIONS

| Player (Current Team) | Completions |
|-----------------------------|--------------|
| 1. Drew Brees (NO) | 7,142 |
| 2. Tom Brady (TB) | 6,778 |
| 3. Brett Favre (Retired) | 6,300 |
| 4. Peyton Manning (Retired) | 6,125 |
| 5. Philip Rivers (IND) | 5,277 |

NFL PASSING LEADERS - 2020 SEASON

| Player (Team) | Yards | TD |
|--------------------------|--------------|-----------|
| 1. Deshaun Watson (HOU) | 4,823 | 33 |
| 2. Patrick Mahomes (KC) | 4,740 | 38 |
| 3. Tom Brady (TB) | 4,633 | 40 |
| 4. Matt Ryan (ATL) | 4,581 | 26 |
| 5. Josh Allen (BUF) | 4,544 | 37 |



MIKE EVANS

1 OF 1

THE ONLY RECEIVER IN
NFL HISTORY WITH **1,000+**
RECEIVING YARDS IN **EACH** OF
HIS FIRST **SEVEN** NFL SEASONS,
SURPASSING HALL OF FAMER
RANDY MOSS (6 SEASONS)

MIKE EVANS | RANDY MOSS



NFL RECEIVING TD LEADERS (2014-20)

| Player (Current Team) | TD |
|----------------------------|-----------|
| 1. Antonio Brown (TB) | 64 |
| 2. Davante Adams (GB) | 62 |
| 3. Mike Evans (TB) | 61 |
| 4. DeAndre Hopkins (ARI) | 58 |
| 5. Odell Beckham Jr. (CLE) | 51 |

NFL RECEIVING YDS LEADERS (2014-20)

| Player (Current Team) | Yards |
|---------------------------|--------------|
| 1. Julio Jones (TEN) | 10,159 |
| 2. DeAndre Hopkins (ARI) | 9,207 |
| 3. Mike Evans (TB) | 8,266 |
| 4. Antonio Brown (TB) | 8,185 |
| 5. Travis Kelce (KC) | 7,881 |

CAREER YARDS/RECEPTION

(Active Players - min. 250 receptions)

| Player (Current Team) | Y/R |
|---------------------------|-------------|
| 1. DeSean Jackson (LAR) | 17.4 |
| 2. Mike Evans (TB) | 15.5 |
| 3. T.Y. Hilton (IND) | 15.4 |
| 4. Julio Jones (TEN) | 15.2 |
| 5. Rob Gronkowski (TB) | 15.0 |



RECEIVING YDS - FIRST SEVEN SEASONS

| Player (Seasons) | Yards |
|--|--------------|
| 1. Torry Holt (STL, 1999-2005) | 9,487 |
| 2. Calvin Johnson (DET, 2007-13) | 9,328 |
| 3. Randy Moss (MIN, 1998-2004) | 9,142 |
| 4. Jerry Rice (SF, 1985-91) | 9,072 |
| 5. Julio Jones (ATL, 2011-17) | 9,054 |
| 6. Marvin Harrison (IND, 1996-2002) | 8,800 |
| 7. DeAndre Hopkins (HOU, 2013-19) | 8,602 |
| 8. Antonio Brown (PIT, 2010-16) | 8,377 |
| 9. Chad Johnson (CIN, 2001-07) | 8,365 |
| 10. Mike Evans (TB, 2014-Present) | 8,266 |

100-YARD RECEIVING GAMES (2014-20)

| Player (Current Team) | Games |
|----------------------------|-----------|
| 1. Julio Jones (ATL) | 46 |
| 2. DeAndre Hopkins (ARI) | 36 |
| 3. Antonio Brown (TB) | 35 |
| 4. Mike Evans (TB) | 28 |
| 5. Odell Beckham Jr. (CLE) | 26 |

175-YARD RECEIVING GAMES (2014-20)

| Player (Current Team) | Games |
|---------------------------|----------|
| 1. Antonio Brown (TB) | 7 |
| 2. Mike Evans (TB) | 6 |
| 3. Julio Jones (ATL) | 5 |
| 4t. Amari Cooper (DAL) | 4 |
| 4t. A.J. Green (CIN) | 4 |
| 4t. T.Y. Hilton (IND) | 4 |

MULTI-RECEIVING TD GAMES (2014-20)

| Player (Current Team) | Games |
|--|-----------|
| 1. Antonio Brown (TB) | 16 |
| 2. Davante Adams (GB) | 13 |
| 3t. Mike Evans (TB) | 12 |
| 3t. Odell Beckham Jr. (CLE) | 12 |
| 5t. Tyreek Hill (KC)/DeAndre Hopkins (ARI) | 10 |

CLICK FOR
INFORMATION
ON THE
EVANS FAMILY
FOUNDATION

MIKE



MIKE EVANS

BE LIKE



M I K E

**YOUNGEST RECEIVER IN NFL HISTORY
TO 7,000 CAREER RECEIVING YARDS**

**BUCCANEERS FRANCHISE
RECEPTIONS LEADER**

**BUCCANEERS FRANCHISE
RECEIVING YARDS LEADER**

**BUCCANEERS FRANCHISE
RECEIVING TOUCHDOWNS LEADER**



**2019 & 2020 TAMPA BAY BUCCANEERS
WALTER PAYTON MAN OF THE YEAR**



CLICK FOR VIDEO

YOUNGEST TO 7,000 RECEIVING YARDS

| Player (Current Team) | Age at 7,000 Career Yards |
|---------------------------|---------------------------|
| 1. Mike Evans (TB) | 26 Years, 81 Days |
| 2. Larry Fitzgerald (ARI) | 26 Years, 111 Days |
| 3. DeAndre Hopkins (ARI) | 26 Years, 186 Days |
| 4. Randy Moss (MIN) | 26 Years, 220 Days |

MOST RECEIVING YARDS - TEAM HISTORY

| Player (Seasons) | Yards |
|-------------------------------------|--------------|
| 1. Mike Evans (2014-Present) | 8,266 |
| 2. Mark Carrier (1987-92) | 5,018 |
| 3. Kevin House (1980-86) | 4,928 |
| 4. Vincent Jackson (2012-16) | 4,326 |
| 5. Jimmie Giles (1978-86) | 4,300 |

MOST RECEIVING TD - TEAM HISTORY

| Player (Seasons) | TD |
|--|-----------|
| 1. Mike Evans (2014-Present) | 61 |
| 2. Jimmie Giles (1978-86) | 34 |
| 3. Kevin House (1980-86) | 31 |
| 4. Cameron Brate (2014-Present) | 29 |
| 5. Joey Galloway (2004-08) | 28 |

MOST RECEPTIONS - TEAM HISTORY

| Player (Seasons) | Receptions |
|-------------------------------------|------------|
| 1. Mike Evans (2014-Present) | 532 |
| 2. James Wilder (1981-89) | 430 |
| 3. Mark Carrier (1987-92) | 321 |
| 4. Warrick Dunn (1997-2008) | 306 |
| 5. Mike Alstott (1996-2006) | 305 |

MOST SINGLE-SEASON TOUCHDOWNS

| Player (Season) | Receiving TD |
|------------------------------|--------------|
| 1. Mike Evans (2020) | 13 |
| 2t. Mike Evans (2014) | 12 |
| 2t. Mike Evans (2016) | 12 |
| 4. Mike Williams (2010) | 11 |
| 5. Joey Galloway (2005) | 10 |

MOST SINGLE-SEASON RECEIVING YARDS

| Player (Season) | Rec. Yards |
|-------------------------------|--------------|
| 1. Mike Evans (2018) | 1,524 |
| 2. Mark Carrier (1989) | 1,422 |
| 3. Vincent Jackson (2012) | 1,384 |
| 4. Chris Godwin (2019) | 1,333 |
| 5. Mike Evans (2016) | 1,321 |

MOST SINGLE-SEASON RECEPTIONS

| Player (Season) | Receptions |
|------------------------------|------------|
| 1. Keyshawn Johnson (2001) | 106 |
| 2. Mike Evans (2016) | 96 |
| 3t. Chris Godwin (2019) | 86 |
| 3t. Mike Evans (2018) | 86 |
| 3t. Mark Carrier (1989) | 86 |



MIKE EVANS

BEST OF THE BUNCH

2014 NFL RECEIVING CLASS



Sammy Watkins
Round 1, Pick 4

86 GP
321 Receptions
4,665 Rec. Yards
33 Receiving TD
14 100-Yd Games



Mike Evans
Round 1, Pick 7

106 GP
532 Receptions
8,266 Rec. Yards
61 Receiving TD
28 100-Yd Games



Odell Beckham Jr.
Round 1, Pick 12

82 GP
487 Receptions
6,830 Rec. Yards
51 Receiving TD
26 100-Yd Games



Brandin Cooks
Round 1, Pick 20

103 GP
483 Receptions
6,880 Rec. Yards
40 Receiving TD
18 100-Yd Games



Davante Adams
Round 2, Pick 53

100 GP
546 Receptions
6,568 Rec. Yards
62 Receiving TD
23 100-Yd Games



Jarvis Landry
Round 2, Pick 63

111 GP
636 Receptions
7,028 Rec. Yards
35 Receiving TD
14 100-Yd Games

**MIKE EVANS
RANKS ...**

1ST

**IN RECEIVING YARDS
100-YARD PERFORMANCES**

&

**SECOND IN
RECEIVING TOUCHDOWNS**

SINGLE GAME HEROICS

MOST SINGLE-GAME RECEIVING YARDS

(Team History)

| Player (Opponent, Date) | Rec. Yards |
|---|------------|
| 1. Vincent Jackson (vs. NO, 10/21/12) | 216 |
| 2. Mark Carrier (at NO, 12/6/87) | 212 |
| 3. Mike Evans (at WAS, 11/16/14) | 209 |
| 4. Antonio Bryant (at CAR, 12/8/08) | 200 |
| 5. Mike Evans (at TEN, 10/27/19) | 198 |

MOST SINGLE-GAME REC. TOUCHDOWNS

(Team History)

| Player (Opponent, Date) | Receiving TD |
|--|--------------|
| 1. Jimmie Giles (at MIA, 10/20/85) | 4 |
| 2t. Breshad Perriman (at DET, 12/15/19) | 3 |
| 2t. Mike Evans (vs. NYG, 9/22/19) | 3 |
| 2t. Morris Owens (vs. MIA, 10/24/76) | 3 |
| 5t. Many Players Tied | 2 |





CHRIS GODWIN



BREAKOUT SEASON - 2019

MOST SINGLE-SEASON RECEIVING YARDS

| Player (Season) | (Team History) | Rec. Yards |
|-----------------|----------------------------|--------------|
| 1. | Mike Evans (2018) | 1,524 |
| 2. | Mark Carrier (1989) | 1,422 |
| 3. | Vincent Jackson (2012) | 1,384 |
| 4. | Chris Godwin (2019) | 1,333 |
| 5. | Mike Evans (2016) | 1,321 |

MOST SINGLE-SEASON RECEPTIONS

| Player (Season) | (Team History) | Receptions |
|-----------------|----------------------------|------------|
| 1. | Keyshawn Johnson (2001) | 106 |
| 2. | Mike Evans (2016) | 96 |
| 3t. | Chris Godwin (2019) | 86 |
| 3t. | Mike Evans (2018) | 86 |
| 3t. | Mark Carrier (1989) | 86 |

RECEIVING YARDS - 2019 LEADERS

| Player (Current Team) | Rec. Yards |
|-----------------------------|--------------|
| 1. Michael Thomas (NO) | 1,725 |
| 2. Julio Jones (ATL) | 1,394 |
| 3. Chris Godwin (TB) | 1,333 |
| 4. Travis Kelce (KC) | 1,229 |
| 5. DeVante Parker (MIA) | 1,202 |

CATCH PERCENTAGE - (2019-20)

(Wide Receivers - Min. 75 Receptions)

| Player (Current Team) | Catch % |
|-----------------------------|--------------|
| 1. Michael Thomas (NO) | 78.8% |
| 2. Tyler Lockett (SEA) | 75.2% |
| 3. Chris Godwin (TB) | 73.7% |
| 4. Stefon Diggs (BUF) | 73.1% |
| 5. Cooper Kupp (LAR) | 72.1% |

CLICK FOR
INFORMATION
ON THE TEAM
GODWIN
FOUNDATION



TEAM GODWIN
FOUNDATION

6TH IN THE
NFL WITH

83.6

RECEIVING
YARDS/GAME
SINCE 2019

RECEIVING YARDS/GAME - SINCE 2019

| Player (Current Team) | RY/G |
|-----------------------------|-------------|
| 1. Michael Thomas (NO) | 94.0 |
| 2. Davante Adams (GB) | 91.2 |
| 3. Julio Jones (TEN) | 90.2 |
| 4. Stefon Diggs (BUF) | 86.0 |
| 5. Travis Kelce (KC) | 85.3 |
| 6. Chris Godwin (TB) | 83.6 |
| 7. DeAndre Hopkins (ARI) | 83.0 |
| 8. Calvin Ridley (ATL) | 80.0 |
| 9. Tyreek Hill (KC) | 79.1 |
| 10. D.J. Moore (CAR) | 78.9 |



CHRIS GODWIN WAS THE 11TH RECEIVER
TAKEN IN THE 2017 NFL DRAFT.
HERE'S HOW HE STACKS UP TO HIS CLASS...

CAREER RECEIVING YARDS

(2017 Wide Receiver Class)

| Player (Current Team) | Receiving Yds |
|------------------------------|---------------|
| 1. JuJu Smith-Schuster (PIT) | 3,726 |
| 2. Cooper Kupp (LAR) | 3,570 |
| 3. Chris Godwin (TB) | 3,540 |
| 4. Kenny Golladay (DET) | 3,068 |
| 5. Corey Davis (TEN) | 2,851 |

CAREER 100-YARD GAMES

(2017 Wide Receiver Class)

| Player (Current Team) | 100-Yard Games |
|------------------------------|----------------|
| 1. JuJu Smith-Schuster (PIT) | 12 |
| 2t. Chris Godwin (TB) | 11 |
| 2t. Cooper Kupp (LAR) | 11 |
| 4. Kenny Golladay (DET) | 10 |
| 5. Corey Davis (TEN) | 7 |



ANTONIO BROWN

84.5
RECEIVING YARDS/GAME

6.4
RECEPTIONS/GAME

THE **FOURTH-HIGHEST**
RECEIVING YARDS PER GAME
AVERAGE IN **NFL HISTORY**

THE **SECOND-MOST**
RECEPTIONS PER GAME IN
NFL HISTORY



CAREER RECEIVING YARDS/GAME

| Player (Current Team) | RY/G |
|------------------------------|-------------|
| 1. Julio Jones (TEN) | 95.5 |
| 2. Calvin Johnson (Retired) | 86.1 |
| 3. Michael Thomas (NO) | 85.0 |
| 4. Antonio Brown (TB) | 84.5 |
| 5. Odell Beckham Jr. (CLE) | 83.3 |

CAREER RECEPTIONS/GAME

| Player (Current Team) | R/G |
|------------------------------|------------|
| 1. Michael Thomas (NO) | 7.3 |
| 2. Antonio Brown (TB) | 6.4 |
| 3. Julio Jones (TEN) | 6.3 |
| 4. Christian McCaffrey (CAR) | 6.3 |
| 5. Keenan Allen (LAC) | 6.2 |

CAREER RECEPTIONS - ACTIVE PLAYERS

| Player (Current Team) | Receptions |
|------------------------------|------------|
| 1. Larry Fitzgerald (ARI) | 1,432 |
| 2. Jason Witten (Retired) | 1,228 |
| 3. Antonio Brown (TB) | 886 |
| 4. Julio Jones (TEN) | 848 |
| 5. DeAndre Hopkins (ARI) | 747 |

CAREER RECEIVING YDS - ACTIVE PLAYERS

| Player (Current Team) | Yards |
|------------------------------|---------------|
| 1. Larry Fitzgerald (ARI) | 17,492 |
| 2. Jason Witten (Retired) | 13,046 |
| 3. Julio Jones (ATL) | 12,896 |
| 4. Antonio Brown (TB) | 11,746 |
| 5. DeSean Jackson (LAR) | 10,656 |

CAREER RECEIVING TD - ACTIVE PLAYERS

| Player (Current Team) | Receiving TD |
|-------------------------------|--------------|
| 1. Larry Fitzgerald (FA) | 121 |
| 2. Rob Gronkowski (TB) | 86 |
| 3. Jimmy Graham (CHI) | 82 |
| 4. Antonio Brown (TB) | 79 |
| 5. Dez Bryant (FA) | 75 |

CAREER 100-CATCH SEASONS

| Player | Seasons |
|--------------------------|----------|
| 1t. Antonio Brown | 4 |
| 1t. Marvin Harrison | 4 |
| 1t. Brandon Marshall | 4 |
| 4t. Keenan Allen | 3 |
| 4t. Jerry Rice | 3 |

100-YARD RECEIVING GAMES - SINCE 2010

| Player (Current Team) | Games |
|-------------------------------|-----------|
| 1. Julio Jones (TEN) | 58 |
| 2. Antonio Brown (TB) | 43 |
| 3t. Calvin Johnson (Retired) | 37 |
| 3t. DeAndre Hopkins (ARI) | 37 |
| 5. Brandon Marshall (Retired) | 36 |

150-YARD RECEIVING GAMES - SINCE 2010

| Player (Current Team) | Games |
|------------------------------|-----------|
| 1. Julio Jones (TEN) | 16 |
| 2. Antonio Brown (TB) | 14 |
| 3. Calvin Johnson (Retired) | 13 |
| 4. T.Y. Hilton (IND) | 12 |
| 5t. Mike Evans (TB) | 10 |
| 5t. A.J. Green (ARI) | 10 |

MULTI-TOUCHDOWN GAMES - SINCE 2010

| Player (Current Team) | Games |
|--------------------------------|-----------|
| 1. Antonio Brown (TB) | 18 |
| 2t. Rob Gronkowski (TB) | 17 |
| 2t. Jimmy Graham (CHI) | 17 |
| 4t. Dez Bryant (FA) | 15 |
| 4t. Calvin Johnson (Retired) | 15 |
| 4t. Jordy Nelson (Retired) | 15 |

18

GAMES WITH MULTIPLE
RECEIVING TOUCHDOWNS SINCE
2010 - **MOST IN THE NFL**



ANTONIO BROWN



**BUSINESS
IS
BOOMIN**

**BROWN
81**

GAMES WITH 5+ REC. & 50+ YDS - SINCE 2010

| Player (Current Team) | Games |
|-------------------------------|-----------|
| 1t. Antonio Brown (TB) | 96 |
| 1t. Julio Jones (TEN) | 96 |
| 3. Larry Fitzgerald (FA) | 87 |
| 4. DeAndre Hopkins (ARI) | 80 |
| 5. Demaryius Thomas (Retired) | 78 |

GAMES WITH 10+ RECEPTIONS - SINCE 2010

| Player (Current Team) | Games |
|------------------------------|-----------|
| 1. Antonio Brown (TB) | 22 |
| 2. Julio Jones (TEN) | 19 |
| 3. Michael Thomas (NO) | 18 |
| 4. Davante Adams (GB) | 14 |
| 5t. Keenan Allen (LAC) | 13 |
| 5t. Calvin Johnson (Retired) | 13 |

1 OF 2

RECEIVERS IN NFL HISTORY
WITH **1,600+** RECEIVING
YARDS IN BACK-TO-BACK
SEASONS (2014-15).

ANTONIO BROWN | CALVIN JOHNSON

FIRST DOWN RECEPTIONS - SINCE 2010

| Player (Current Team) | Receptions |
|------------------------------|------------|
| 1. Julio Jones (TEN) | 608 |
| 2. Antonio Brown (TB) | 576 |
| 3. Larry Fitzgerald (FA) | 546 |
| 4. DeAndre Hopkins (ARI) | 527 |
| 5. Jimmy Graham (CHI) | 463 |

20+ YARD RECEPTIONS - SINCE 2010

| Player (Current Team) | Rec. 20+ |
|------------------------------|------------|
| 1. Julio Jones (TEN) | 209 |
| 2. Antonio Brown (TB) | 169 |
| 3t. Rob Gronkowski (TB) | 145 |
| 3t. T.Y. Hilton (IND) | 145 |
| 5. DeSean Jackson (LAR) | 143 |

YARDS AFTER CATCH - SINCE 2010

| Player (Current Team) | YAC |
|------------------------------|--------------|
| 1. Antonio Brown (TB) | 4,267 |
| 2. Golden Tate (FA) | 4,245 |
| 3. Julio Jones (TEN) | 4,217 |
| 4. LeSean McCoy (FA) | 4,012 |
| 5. Darren Sproles (Retired) | 3,781 |

**CHASING
GREATNESS**

ALL-TIME RECEIVING YARDS LEADERS NFL HISTORY

| | |
|-------------------------------|---------------|
| 15. Henry Ellard..... | 13,777 |
| 16. Torry Holt..... | 13,382 |
| 17. Andre Reed..... | 13,198 |
| 18. Steve Largent..... | 13,089 |
| 19. Jason Witten..... | 13,046 |
| 20. Julio Jones..... | 12,896 |
| 21. Irving Fryar..... | 12,785 |
| 22. Art Monk..... | 12,721 |
| 23. Brandon Marshall..... | 12,351 |
| 24. Jimmy Smith..... | 12,287 |
| 25. Hines Ward..... | 12,083 |
| 26. Charlie Joiner..... | 12,069 |
| 27. Derrick Mason..... | 12,061 |
| 28. Michael Irvin..... | 11,904 |
| 29. Antonio Gates..... | 11,841 |
| 30. Antonio Brown..... | 11,746 |
| 31. Calvin Johnson..... | 11,619 |
| 32. Mushin Muhammad..... | 11,438 |
| 33. Rod Smith..... | 11,389 |
| 34. Keenan McCardell..... | 11,373 |
| 35. Chad Johnson..... | 11,059 |



ROB GRONKOWSKI

86
REC. TOUCHDOWNS

MOST
IN THE NFL
SINCE
ENTERING
THE LEAGUE
IN **2010**

CAREER RECEIVING YARDS/GAME

(NFL History - Tight Ends - min. 75 GP)

| Player (Current Team) | YPG |
|-------------------------------|-------------|
| 1. Travis Kelce (KC) | 71.0 |
| 2. Rob Gronkowski (TB) | 64.8 |
| 3. Kellen Winslow (Retired) | 61.8 |
| 4. Tony Gonzalez (Retired) | 56.0 |
| 5. Zach Ertz (PHI) | 51.9 |

YARDS AFTER CATCH/RECEPTION BY A TE


(NFL History - Tight Ends - min. 200 Receptions)

| Player (Current Team) | YAC/R |
|-------------------------------|-------------|
| 1. George Kittle (SF) | 7.72 |
| 2. Brent Celek (Retired) | 6.30 |
| 3. Travis Kelce (KC) | 5.89 |
| 4. Rob Gronkowski (TB) | 5.88 |
| 5. Alge Crumpler (Retired) | 5.83 |

FASTEST TIGHT END IN LEAGUE HISTORY TO...

- 7,500 RECEIVING YARDS (108 GAMES)*
*TIED WITH TRAVIS KELCE

- 75 RECEIVING TOUCHDOWNS (98 GAMES)



BACK LIKE HE NEVER LEFT

RECEIVING TD SINCE 2010

| Player (Current Team) | Receiving TD |
|-------------------------------|--------------|
| 1. Rob Gronkowski (TB) | 86 |
| 2. Jimmy Graham (CHI) | 82 |
| 3. Antonio Brown (TB) | 79 |
| 4. Dez Bryant (FA) | 75 |
| 5. Jordy Nelson (Retired) | 68 |

TD FROM SCRIMMAGE SINCE 2010

| Player (Current Team) | TD |
|-------------------------------|-----------|
| 1. Rob Gronkowski (TB) | 87 |
| 2. LeSean McCoy (FA) | 85 |
| 3. Adrian Peterson (FA) | 83 |
| 4. Jimmy Graham (CHI) | 82 |
| 5t. Antonio Brown (TB) | 79 |
| 5t. Todd Gurley II (FA) | 79 |

RECEIVING YARDS BY A TE SINCE 2010

| Player (Current Team) | Yards |
|-------------------------------|--------------|
| 1. Rob Gronkowski (TB) | 8,484 |
| 2. Jimmy Graham (CHI) | 8,339 |
| 3. Travis Kelce (KC) | 7,881 |
| 4. Greg Olsen (SEA) | 7,106 |
| 5. Jason Witten (LV) | 7,081 |

RECEPTIONS 20+ YDS BY A TE SINCE 2010

| Player (Current Team) | 20+ Yd-Rec. |
|-------------------------------|-------------|
| 1. Rob Gronkowski (TB) | 145 |
| 2. Travis Kelce (KC) | 112 |
| 3. Jimmy Graham (CHI) | 107 |
| 4. Jared Cook (LAC) | 100 |
| 5. Vernon Davis (Retired) | 96 |

YARDS AFTER CATCH BY A TE SINCE 2010

| Player (Current Team) | Yards |
|-------------------------------|--------------|
| 1. Travis Kelce (KC) | 3,604 |
| 2. Rob Gronkowski (TB) | 3,326 |
| 3. Jimmy Graham (CHI) | 3,050 |
| 4. Jason Witten (Retired) | 2,411 |
| 5. Jared Cook (LAC) | 2,401 |



ROB GRONKOWSKI

A TICKET TO CANTON



CAREER RECEIVING TD BY A TE

(NFL History)

| Player (Current Team) | TD |
|-------------------------------|-----------|
| 1. Antonio Gates (Retired) | 116 |
| 2. Tony Gonzalez (Retired) | 111 |
| 3. Rob Gronkowski (TB) | 86 |
| 4. Jimmy Graham (CHI) | 82 |
| 5. Jason Witten (Retired) | 74 |

CAREER 100-YARD GAMES BY A TE

(NFL History)

| Player (Current Team) | Games |
|-------------------------------|-----------|
| 1. Tony Gonzalez (Retired) | 31 |
| 2. Rob Gronkowski (TB) | 29 |
| 3. Travis Kelce (KC) | 25 |
| 4. Kellen Winslow (Retired) | 24 |
| 5. Jackie Smith (Retired) | 22 |

CAREER MULTI-TOUCHDOWN GAMES

(NFL History - Tight Ends)

| Player (Current Team) | Games |
|--------------------------------|-----------|
| 1. Antonio Gates (Retired) | 21 |
| 2. Tony Gonzalez (Retired) | 18 |
| 3t. Rob Gronkowski (TB) | 17 |
| 3t. Jimmy Graham (CHI) | 17 |
| 5. Five Players Tied | 9 |

1 OF 4

TIGHT ENDS IN NFL HISTORY
WITH **1,000+** RECEIVING
YARDS IN A SEASON
FOUR OR MORE TIMES

TONY GONZALEZ | **ROB GRONKOWSKI**

TRAVIS KELCE | JASON WITTEN

ALL-TIME RECEIVING YARDS LEADERS TIGHT ENDS - NFL HISTORY

| | |
|--------------------------|--------------|
| 1. Tony Gonzalez | 15,127 |
| 2. Jason Witten | 13,046 |
| 3. Antonio Gates | 11,841 |
| 4. Shannon Sharpe | 10,060 |
| 5. Greg Olsen | 8,683 |
| 6. Rob Gronkowski | 8,484 |
| 7. Jimmy Graham | 8,339 |
| 8. Ozzie Newsome | 7,980 |
| 9. Jackie Smith | 7,918 |
| 10. Travis Kelce | 7,881 |

PLAYOFF RECEPTIONS BY A TE

(NFL History)

| Player | Receptions |
|--------------------------|------------|
| 1. Rob Gronkowski | 89 |
| 2. Travis Kelce | 83 |
| 3. Dallas Clark | 64 |
| 4t. Shannon Sharpe | 62 |
| 4t. Jay Novacek | 62 |

PLAYOFF RECEIVING YARDS BY A TE

(NFL History)

| Player | Yards |
|--------------------------|--------------|
| 1. Rob Gronkowski | 1,273 |
| 2. Travis Kelce | 992 |
| 3. Dallas Clark | 847 |
| 4. Keith Jackson | 834 |
| 5. Shannon Sharpe | 814 |

PLAYOFF RECEIVING TD BY A TE

(NFL History)

| Player | TD |
|--------------------------|-----------|
| 1. Rob Gronkowski | 14 |
| 2. Travis Kelce | 9 |
| 3t. Dave Casper | 7 |
| 3t. Vernon Davis | 7 |
| 5t. Keith Jackson | 6 |
| 5t. Jay Novacek | 6 |



CAMERON BRATE



MOST RECEIVING TD - TEAM HISTORY

| Player (Years) | TD |
|---|-----------|
| 1. WR Mike Evans (2014-Present) | 61 |
| 2. TE Jimmie Giles (1978-86) | 34 |
| 3. WR Kevin House (1980-86) | 31 |
| 4. TE Cameron Brate (2014-Present) | 29 |
| 5. WR Joey Galloway (2004-08) | 28 |

RECEPTIONS BY A TE - TEAM HISTORY

| Player (Years) | Receptions |
|--|------------|
| 1. Jimmie Giles (1978-86) | 279 |
| 2. Cameron Brate (2014-Present) | 223 |
| 3. Kellen Winslow (2009-11) | 218 |
| 4. Ron Hall (1987-93) | 209 |
| 5. Dave Moore (1992-2001, 2005-06) | 184 |

2016-20 NFL TE TD RECEPTION LEADERS

| Player (Current Team) | TD |
|-------------------------------|-----------|
| 1. Travis Kelce (KC) | 38 |
| 2. Jimmy Graham (CHI) | 29 |
| 3. Zach Ertz (PHI) | 27 |
| 4t. Cameron Brate (TB) | 26 |
| 4t. Kyle Rudolph (NYG) | 26 |
| 4t. Eric Ebron (PIT) | 26 |



5TH-MOST
TOUCHDOWNS BY AN
UNDRAFTED TIGHT END
IN NFL HISTORY

TD RECEPTIONS BY UNDRAFTED TE

(NFL History)

| Player (Seasons) | TD |
|-----------------------------------|-----------|
| 1. Antonio Gates (2003-18) | 116 |
| 2. Paul Coffman (1978-1988) | 42 |
| 3. Marcus Pollard (1995-2008) | 40 |
| 4. Willie Frazier (1964-75) | 36 |
| 5. Cameron Brate (2014-19) | 29 |



MOST SINGLE-SEASON TD BY A TE

(Team History)

| Player (Season) | TD |
|----------------------------------|----------|
| 1t. Cameron Brate (2016) | 8 |
| 1t. Jimmie Giles (1985) | 8 |
| 3t. Rob Gronkowski (2020) | 7 |
| 3t. Jimmie Giles (1979) | 7 |
| 4t. Cameron Brate (2018) | 6 |
| 4t. Cameron Brate (2017) | 6 |
| 4t. Jimmie Giles (1981) | 6 |

MOST SINGLE-GAME REC. BY A TE

(Team History)

| Player (Date) | Receptions |
|--|------------|
| 1t. Cameron Brate (11/17/19 vs. NO) | 10 |
| 1t. Jackie Harris (11/26/95 at GB) | 10 |
| 3t. Kellen Winslow (11/20/11 at GB) | 9 |
| 3t. Kellen Winslow (10/11/09 at PHI) | 9 |
| 5. Eight Players Tied | 8 |



RONALD JONES II

ROJO FINDING HIS MOJO



RUSH YARDS AFTER CONTACT - 2020

| Player (Team in 2020) | RYAC |
|--------------------------------|------------|
| 1. Derrick Henry (TEN) | 972 |
| 2. Dalvin Cook (MIN) | 756 |
| 3. James Robinson (JAC) | 615 |
| 4. Aaron Jones (GB) | 592 |
| 5. David Montgomery (CHI) | 590 |
| 6. Ronald Jones II (TB) | 584 |
| 7. Josh Jacobs (LV) | 540 |
| 8. Nick Chubb (CLE) | 511 |
| 9. Ezekiel Elliott (DAL) | 493 |
| 10. Jonathan Taylor (IND) | 482 |

RUSH YARDS PER ATTEMPT - 2020

(Min. 150 Rushing Attempts)

| Player (Team in 2020) | Rush Avg. |
|--------------------------------|-------------|
| 1. Nick Chubb (CLE) | 5.62 |
| 2. Aaron Jones (GB) | 5.49 |
| 3. Derrick Henry (TEN) | 5.36 |
| 4. Miles Sanders (PHI) | 5.29 |
| 5. Ronald Jones II (TB) | 5.09 |



RUSHING YARDS PER GAME LEADERS 2020 SEASON

(Min. Eight Games Played)

| Player (Team) | RY/G |
|---------------------------------|-------------|
| 1. Derrick Henry (TEN) | 126.7 |
| 2. Dalvin Cook (MIN) | 111.2 |
| 3. Nick Chubb (CLE) | 88.9 |
| 4. Aaron Jones (GB) | 78.9 |
| 5. Jonathan Taylor (IND) | 77.9 |
| 6. James Robinson (JAC) | 76.4 |
| 7. Miles Sanders (PHI) | 72.3 |
| 8. David Montgomery (CHI) | 71.3 |
| 9. Josh Jacobs (LV) | 71.0 |
| 10. Ronald Jones II (TB) | 69.9 |



100-YARD RUSHING GAMES - 2020

| Player (Team in 2020) | Games |
|---------------------------------|----------|
| 1. Derrick Henry (TEN) | 10 |
| 2. Dalvin Cook (MIN) | 8 |
| 3. Nick Chubb (CLE) | 6 |
| 4t. Ronald Jones II (TB) | 4 |
| 4t. James Robinson (JAC) | 4 |

TB SINGLE-GAME RUSH YARDS LEADERS

| Player (Date, Opponent) | Yards |
|---|------------|
| 1. Doug Martin (11/4/12 @ OAK) | 251 |
| 2. Doug Martin (11/22/15 @ PHI) | 235 |
| 3. James Wilder (11/6/83 @ MIN) | 219 |
| 4. Warrick Dunn (12/3/00 vs. DAL) | 210 |
| 5t. Ronald Jones II (11/15/20 vs. CAR) | 192 |
| 5t. Errict Rhett (12/4/94 vs. WAS) | 192 |

2018 RB CLASS - YARDS LEADERS

| Player (Current Team) | Yards |
|--------------------------------|--------------|
| 1. Nick Chubb (CLE) | 3,557 |
| 2. Saquon Barkley (NYG) | 2,344 |
| 3. Sony Michel (NE) | 2,292 |
| 4. Ronald Jones II (TB) | 1,746 |
| 5. Kerryon Johnson (PHI) | 1,225 |



LEONARD FOURNETTE

448
SCRIMMAGE YARDS

453
RUSHING YARDS

THE **MOST** SCRIMMAGE
YARDS IN A SINGLE
POSTSEASON IN
BUCCANEERS HISTORY

THE **SECOND-MOST** PLAYOFF
RUSHING YARDS **SINCE**
FOURNETTE ENTERED THE
LEAGUE IN **2017**



MOST SCRIMMAGE YARDS

Buccaneers Franchise Playoff History - **Single Postseason**

| Player (Season) | Yards |
|------------------------------------|------------|
| 1. Leonard Fournette (2020) | 448 |
| 2. Michael Pittman (2002) | 245 |
| 3. Chris Godwin (2020) | 238 |
| 4. Ricky Bell (1979) | 213 |
| 5. Mike Evans (2020) | 204 |

PLAYOFF RUSHING YARDS SINCE 2017

| Player (Current Team) | Yards |
|----------------------------------|------------|
| 1. Derrick Henry (TEN) | 670 |
| 2. Leonard Fournette (TB) | 453 |
| 3. Sony Michel (NE) | 397 |
| 4. Lamar Jackson (BAL) | 367 |
| 5. Alvin Kamara (NO) | 357 |

SINGLE GAME SCRIMMAGE YARDS

Buccaneers Franchise Playoff History

| Player (Date, Opp.) | Yards |
|---|------------|
| 1. Ricky Bell (12/29/79 vs. PHI) | 142 |
| 2. Leonard Fournette (2/7/21 vs. KC) | 135 |
| 3. Leonard Fournette (1/9/21 at WAS) | 132 |
| 4. Michael Pittman (1/26/03 vs. OAK) | 124 |
| 5. Mike Evans (1/9/21 at WAS) | 119 |



MOST SCRIMMAGE YARDS

Buccaneers Franchise Playoff History - **All-Time**

| Player | Yards |
|-----------------------------|------------|
| 1. Mike Alstott | 502 |
| 2. Leonard Fournette | 448 |
| 3. Warrick Dunn | 387 |
| 4. Keyshawn Johnson | 375 |
| 5. Michael Pittman | 342 |

PLAYOFF LENNY
LOMBARDI LENNY

SINGLE POSTSEASON RUSHING YARDS

Buccaneers Franchise Playoff History

| Player (Season) | Yards |
|------------------------------------|------------|
| 1. Leonard Fournette (2020) | 300 |
| 2. Ricky Bell (1979) | 201 |
| 3. Michael Pittman (2002) | 182 |
| 4. Ronald Jones II (2020) | 139 |
| 5. Warrick Dunn (1997) | 136 |



9TH-MOST SCRIMMAGE YARDS IN A SINGLE
POSTSEASON IN **NFL HISTORY**

SINGLE POSTSEASON - SCRIMMAGE YDS

| Player (Team, Season) | Yards |
|--|------------|
| 1. John Riggins (WAS, 1982) | 625 |
| 2. Terrell Davis (DEN, 1997) | 619 |
| 3. Marcus Allen (Raiders, 1983) | 584 |
| 4. Larry Fitzgerald (ARI, 2008) | 546 |
| 5. Thurman Thomas (BUF, 1990) | 544 |
| 6. Terrell Davis (DEN, 1998) | 537 |
| 7. Eddie George (TEN, 1999) | 521 |
| 8. Derrick Henry (TEN, 2019) | 467 |
| 9. Leonard Fournette (TB, 2020) | 448 |
| 10. Hakeem Nicks (NYG, 2011) | 444 |



**TAMPA BAY
BUCCANEERS
DEFENSIVE PLAYER
PAGES**





SHAQUIL BARRETT



27.5 SACKS

SECOND-MOST IN THE NFL SINCE 2019
BUCCANEERS FRANCHISE RECORD 19.5 IN 2019

MOST SINGLE-SEASON SACKS BY A BUC

| Player (Season) | Sacks |
|----------------------------------|-------------|
| 1. Shaquil Barrett (2019) | 19.5 |
| 2. Warren Sapp (2000) | 16.5 |
| 3. Simeon Rice (2002) | 15.5 |
| 4. Simeon Rice (2003) | 15.0 |
| 5. Simeon Rice (2005) | 14.0 |

NFL SACK LEADERS - (2019-20)

| Player (Team) | Sacks |
|--------------------------------|-------------|
| 1. T.J. Watt (PIT) | 29.5 |
| 2. Shaquil Barrett (TB) | 27.5 |
| 3t. Aaron Donald (LAR) | 26.0 |
| 3t. Za'Darius Smith (GB) | 26.0 |
| 5. Cameron Jordan (NO) | 23.0 |

SINGLE-SEASON SACKS - UNDRAFTED

| Player (Season) | Sacks |
|----------------------------------|-------------|
| 1. Shaquil Barrett (2019) | 19.5 |
| 2t. Greg Brown (1984) | 16.0 |
| 2t. James Harrison (2008) | 16.0 |
| 4. John Randle (1997) | 15.5 |
| 5t. Adekunle Ogundimu (2003) | 15.0 |
| 5t. Cameron Wake (2012) | 15.0 |

BUCCANEERS SACK LEADERS - LBS

| Player (Seasons) | Sacks |
|---|-------------|
| 1. Shaquil Barrett (2019-Present) | 27.5 |
| 2. Broderick Thomas (1989-93) | 26.5 |
| 3. Lavonte David (2012-Present) | 24.0 |
| 4. Jason Pierre-Paul (2019-Present as LB) | 18.0 |
| 5. Chris Washington (1984-88) | 17.5 |



TACKLES FOR LOSS LEADERS - (2019-20)

| Player (Team) | TFL |
|---------------------------------|-----------|
| 1. T.J. Watt (PIT) | 36 |
| 2. Aaron Donald (LAR) | 34 |
| 3. Joey Bosa (LAC) | 33 |
| 4t. Shaquil Barrett (TB) | 30 |
| 4t. Maxx Crosby (LV) | 30 |

FORCED FUMBLES LEADERS - (2019-20)

| Player (Team) | FF |
|---------------------------------|----------|
| 1t. Marlon Humphrey (BAL) | 10 |
| 1t. T.J. Watt (PIT) | 10 |
| 3t. Shaquil Barrett (TB) | 8 |
| 3t. Chandler Jones (ARI) | 8 |
| 3t. Khalil Mack (CHI) | 8 |
| 3t. Yannick Ngakoue (BAL) | 8 |

QB PRESSURES LEADERS - (2019-20)

| Player (Team) | Pressures |
|--------------------------------|-----------|
| 1. T.J. Watt (PIT) | 114 |
| 2. Joey Bosa (LAC) | 94 |
| 3. Aaron Donald (LAR) | 93 |
| 4. Shaquil Barrett (TB) | 90 |
| 5. Za'Darius Smith (GB) | 85 |

3 LAWRENCE TAYLOR | **SHAQUIL BARRETT**
GAMES WITH 3.0+ SACKS IN 2019 - TIED FOR
THE SECOND-MOST IN A SINGLE SEASON IN NFL
HISTORY, TRAILING ONLY **LAWRENCE TAYLOR** (1986).

CLICK FOR
INFORMATION
ON THE SHAQUIL
& JORDANNA
BARRETT FIFTY50
FOUNDATION

FIFTY50
FOUNDATION



LAVONTE DAVID

MAY I HAVE YOUR ATTENTION, **PLEASE?**



1 OF 2

PLAYERS IN NFL HISTORY
WITH **1,000+** TACKLES, **20.0**
SACKS, AND **10** INT THROUGH
EIGHT CAREER SEASONS,
JOINING PRO FOOTBALL HALL
OF FAMER **RAY LEWIS**.

LAVONTE DAVID | CAPTAIN

NFL TACKLE LEADERS SINCE 2012

| Player (Current Team) | Tackles |
|------------------------------|--------------|
| 1. Bobby Wagner (SEA) | 1,211 |
| 2. Lavonte David (TB) | 1,123 |
| 3. Luke Kuechly (Retired) | 1,092 |
| 4. Demario Davis (NO) | 906 |
| 5. K.J. Wright (FA) | 873 |

NFL SOLO TACKLE LEADERS SINCE 2012

| Player (Current Team) | Solo Tackles |
|--------------------------------|--------------|
| 1. Lavonte David (TB) | 804 |
| 2. Bobby Wagner (SEA) | 724 |
| 3. Luke Kuechly (Retired) | 690 |
| 4. Demario Davis (NO) | 608 |
| 5. Antoine Bethea (Free Agent) | 582 |

NFL TFL LEADERS SINCE 2012

| Player (Current Team) | TFL |
|------------------------------|------------|
| 1. J.J. Watt (HOU) | 159 |
| 2. Aaron Donald (LAR) | 131 |
| 3. Lavonte David (TB) | 128 |
| 4. Cameron Jordan (NO) | 122 |
| 5. Calais Campbell (BAL) | 120 |

NFL INT LEADERS SINCE 2012 - LBs

| Player (Current Team) | INT |
|-------------------------------|-----------|
| 1. Luke Kuechly (Retired) | 18 |
| 2t. Lavonte David (TB) | 12 |
| 2t. Alec Ogletree (CHI) | 12 |
| 4t. Jamie Collins (DET) | 11 |
| 4t. Deion Jones (ATL) | 11 |
| 4t. Jordan Hicks (ARI) | 11 |

PASS DEFENSE LEADERS SINCE 2012 - LBs

| Player (Current Team) | PD |
|-------------------------------|-----------|
| 1. Luke Kuechly (Retired) | 66 |
| 2. Alec Ogletree (NYJ) | 57 |
| 3. Bobby Wagner (SEA) | 55 |
| 4t. Lavonte David (TB) | 51 |
| 4t. K.J. Wright (FA) | 51 |



FUMBLE RECOVERIES SINCE 2012

| Player (Current Team) | FR |
|------------------------------|-----------|
| 1. Lavonte David (TB) | 16 |
| 2. J.J. Watt (ARI) | 14 |
| 3t. Justin Houston (BAL) | 12 |
| 3t. Julius Peppers (Retired) | 12 |
| 5. Fletcher Cox (PHI) | 11 |

FORCED FUMBLES SINCE 2012

| Player (Current Team) | FF |
|------------------------------|-----------|
| 1t. Chandler Jones (ARI) | 27 |
| 1t. Robert Quinn (CHI) | 27 |
| 3. J.J. Watt (ARI) | 25 |
| 4. Lavonte David (TB) | 24 |
| 5t. Khalil Mack (CHI) | 23 |
| 5t. Von Miller (DEN) | 23 |



LAVONTE DAVID



HALL OF FAME CALIBER

NOTABLE LINEBACKERS - FIRST NINE SEASONS

| Player (Seasons) | Tackles | Sacks | INT | FF | FR |
|--------------------------------|--------------|-------------|-----------|-----------|-----------|
| Zach Thomas (1996-2004) | 1,261 | 13.5 | 15 | 10 | 6 |
| Ray Lewis^* (1996-2003) | 1,246 | 22.0 | 20 | 7 | 10 |
| Bobby Wagner (2012-20) | 1,213 | 22.5 | 10 | 5 | 10 |
| Derrick Brooks^* (1995-2003) | 1,148 | 7.5 | 19 | 17 | 4 |
| Lavonte David (2012-20) | 1,125 | 24.0 | 12 | 24 | 16 |
| Luke Kuechly*- (2012-19) | 1,092 | 12.5 | 18 | 7 | 8 |
| Junior Seau^ (1990-98) | 1,080 | 37.5 | 10 | 7 | 15 |
| Brian Urlacher^* (2000-08) | 1,062 | 37.5 | 17 | 8 | 9 |
| Lance Briggs (2003-11) | 973 | 10.5 | 13 | 11 | 7 |
| Patrick Willis- (2007-14) | 950 | 20.5 | 8 | 16 | 5 |

^ Selected to Pro Football Hall of Fame

* Won NFL Defensive Player of the Year in that span.

- Retired after eight seasons.

**NUMBERS
NEVER
LIE**



AN ALL-TIME BUCCANEER

BUCCANEERS ALL-TIME TACKLE LEADERS

| Player (Seasons) | Tackles |
|--|--------------|
| 1. Derrick Brooks (1995-2008) | 2,198 |
| 2. Ronde Barber (1997-2012) | 1,428 |
| 3. Lavonte David (2012-Present) | 1,123 |
| 4. Hardy Nickerson (1993-99) | 1,028 |
| 5. Shelton Quarles (1997-2006) | 985 |

1 OF 4

PLAYERS IN BUCCANEERS
HISTORY WITH 1,000+
CAREER TACKLES.

TAMPA BAY ALL-TIME FUMBLE RECOVERIES

| Player (Seasons) | FR |
|--|-----------|
| 1. Lavonte David (2012-Present) | 16 |
| 2. Ronde Barber (1997-2012) | 12 |
| 3t. John Cannon (1982-90) | 11 |
| 3t. Cecil Johnson (1977-85) | 11 |
| 5. Lee Roy Selmon (1976-84) | 10 |

INTERCEPTIONS BY A LB - TEAM HISTORY

| Player (Seasons) | INT |
|--|-----------|
| 1. Derrick Brooks (1995-2008) | 25 |
| 2. Lavonte David (2012-Present) | 12 |
| 3. Dave Lewis (1977-81) | 10 |
| 4t. Cecil Johnson (1977-85) | 9 |
| 4t. Richard Wood (1976-84) | 9 |

137

CARRER STARTS ... TIED FOR THE FIFTH-MOST
STARTS IN FRANCHISE HISTORY.



NDAMUKONG SUH



SUHPERMAN

**LEADS ALL
FRONT SEVEN
PLAYERS WITH** **9,658**
**DEFENSIVE SNAPS SINCE ENTERING
THE LEAGUE IN 2010**

DEFENSIVE SNAPS SINCE 2010

(Among Front Seven Defensive Players)

| Player (Current Team) | Snaps |
|------------------------------|--------------|
| 1. Ndamukong Suh (TB) | 9,658 |
| 2. Lavonte David (TB) | 9,014 |
| 3. Cameron Jordan (NO) | 8,989 |
| 4. Calais Campbell (BAL) | 8,732 |
| 5. Jason Pierre-Paul (TB) | 8,492 |



CONSECUTIVE STARTS - DL

| Player (Current Team) | Consecutive Starts |
|------------------------------|--------------------|
| 1. Ndamukong Suh (TB) | 147 |
| 2. Cameron Jordan (NO) | 145 |
| 3. Dalvin Tomlinson (MIN) | 64 |
| 4t. Arik Armstead (SF) | 48 |
| 4t. Brandon Graham (PHI) | 48 |

NFL LEADERS - CONSECUTIVE STARTS

| Player (Current Team) | Consecutive Starts |
|------------------------------|--------------------|
| 1. Philip Rivers (IND) | 240 |
| 2. Ndamukong Suh (TB) | 147 |
| 3. Cameron Jordan (NO) | 145 |
| 4. Russell Wilson (SEA) | 144 |
| 5. Malcolm Jenkins (NO) | 119 |

TACKLES FOR LOSS 2010-PRESENT

| Player (Current Team) | TFL |
|-------------------------------|------------|
| 1. J.J. Watt (ARI) | 172 |
| 2. Calais Campbell (BAL) | 146 |
| 3. Von Miller (DEN) | 135 |
| 4t. Aaron Donald (LAR) | 131 |
| 4t. Michael Bennett (Retired) | 131 |
| 6. Lavonte David (TB) | 128 |
| 7. Cameron Jordan (NO) | 124 |
| 8. Ndamukong Suh (TB) | 123 |
| 9. Jason Pierre-Paul (TB) | 119 |
| 10. Justin Houston (BAL) | 117 |

DT SACK LEADERS 2010-PRESENT

| Player (Current Team) | Sacks |
|------------------------------|-------------|
| 1. Aaron Donald (LAR) | 85.5 |
| 2. Geno Atkins (FA) | 75.5 |
| 3. Ndamukong Suh (TB) | 64.5 |
| 4. Gerald McCoy (LV) | 59.5 |
| 5. Cameron Heyward (PIT) | 58.0 |

QB HITS LEADERS 2010-PRESENT

| Player (Current Team) | QBH |
|-------------------------------|------------|
| 1. J.J. Watt (ARI) | 281 |
| 2. Carlos Dunlap (SEA) | 238 |
| 3. Von Miller (DEN) | 217 |
| 4. Cameron Wake (FA) | 215 |
| 5t. Ndamukong Suh (TB) | 199 |
| 5t. Aaron Donald (LAR) | 199 |
| 7. Calais Campbell (BAL) | 196 |
| 8. Michael Bennett (Retired) | 191 |
| 9. Everson Griffen (FA) | 190 |
| 10. Cameron Jordan (NO) | 184 |



JASON PIERRE-PAUL

MOST CONSECUTIVE GAMES WITH A SACK

(Team History - Since Sacks Became Official in 1982)

| Player (Dates) | Streak |
|---|----------|
| 1t. Simeon Rice (10/20/02-12/1/02) | 6 |
| 1t. Jason Pierre-Paul (9/16/18-10/28/18) | 6 |
| 3t. Jason Pierre-Paul (12/21/19-9/27/20) | 5 |
| 3t. Simeon Rice (12/2/01-12/29/01) | 5 |
| 4t. 14 Other Streaks Tied | 4 |

SACKS PER GAME (2018-20)

(Min. 16 GP, Pierre-Paul joined the Buccaneers in 2018)

| Player (Current Team) | GP | Sacks | S/G |
|----------------------------------|-----------|-------------|-------------|
| 1. Aaron Donald (LAR) | 48 | 46.5 | 0.97 |
| 2. Danielle Hunter (MIN) | 32 | 29.0 | 0.91 |
| 3. T.J. Watt (PIT) | 47 | 42.5 | 0.90 |
| 4. Chandler Jones (ARI) | 37 | 33.0 | 0.89 |
| 5. Myles Garrett (CLE) | 40 | 35.5 | 0.89 |
| 6. Cameron Jordan (NO) | 48 | 35.0 | 0.73 |
| 7. Chris Jones (KC) | 44 | 32.0 | 0.73 |
| 8. Jason Pierre-Paul (TB) | 42 | 30.5 | 0.73 |
| 9. Von Miller (DEN) | 31 | 22.5 | 0.73 |
| 10. Za'Darius Smith (GB) | 48 | 34.5 | 0.72 |

30.5
SACKS
IN
42
GAMES
WITH
TAMPA BAY



CARLTON DAVIS III



DON'T COME AT CARLTON

LOWEST COMPLETION % WHEN TARGETED

(2019-20, Min. 150 Targets)

| Player (Current Team) | Defensive Targets | Comp. % |
|----------------------------------|-------------------|-------------|
| 1. Denzel Ward (CLE) | 163 | 50.9 |
| 2. Joe Haden (PIT) | 160 | 51.3 |
| 3. Stephon Gilmore (NE) | 150 | 51.3 |
| 4. Jaire Alexander (GB) | 190 | 51.6 |
| 5. Marshon Lattimore (NO) | 172 | 51.7 |
| 6. Tre'Davious White (BUF) | 160 | 54.4 |
| 7. Steven Nelson (PHI) | 172 | 54.7 |
| 8. Carlton Davis III (TB) | 221 | 54.8 |
| 9. J.C. Jackson (NE) | 150 | 55.3 |
| 10. Tre Herndon (JAC) | 156 | 57.1 |

INTERCEPTION LEADERS (2020)


| Player (Current Team) | INT |
|-----------------------------------|----------|
| 1. Xavien Howard (MIA) | 10 |
| 2. J.C. Jackson (NE) | 9 |
| 3. Tyrann Mathieu (KC) | 6 |
| 4t. Quandre Diggs (SEA) | 5 |
| 4t. Justin Simmons (DEN) | 5 |
| 4t. Harrison Smith (MIN) | 5 |
| 7t. Carlton Davis III (TB) | 4 |
| 7t. Eight Others Tied | 4 |

PASSES DEFENSED LEADERS (2019-20)

| Player (Current Team) | Defensive Snaps | PD |
|----------------------------------|-----------------|-----------|
| 1. Carlton Davis III (TB) | 1,829 | 37 |
| 2t. Jaire Alexander (GB) | 1,919 | 30 |
| 2t. James Bradberry (NYG) | 2,026 | 30 |
| 4t. Denzel Ward (CLE) | 1,520 | 29 |
| 4t. Joe Haden (PIT) | 1,896 | 29 |



DEVIN WHITE



TACKLES/GAME - 2019 DRAFT CLASS

(Min. 10 Games Played)

| Player (Current Team) | Tackles/Game |
|----------------------------|--------------|
| 1. Devin White (TB) | 8.3 |
| 2. Devin Bush (PIT) | 6.4 |
| 3. Cole Holcomb (WAS) | 6.3 |
| 4. Johnathan Abram (LV) | 6.0 |
| 5. Dre Greenlaw (SF) | 5.9 |

FUMBLE RECOVERIES - 2019 DRAFT CLASS

| Player (Current Team) | Opp. Fumble Rec. |
|------------------------------|------------------|
| 1. Devin White (TB) | 5 |
| 2. Devin Bush (PIT) | 4 |
| 3. Jeffery Simmons (TEN) | 3 |
| 4t. Mike Edwards (TB) | 2 |
| 4t. Seven Others Tied | 2 |

NFL TACKLE LEADERS - 2020 SEASON

| Player (Current Team) | Tackles |
|----------------------------|------------|
| 1. Zach Cunningham (HOU) | 163 |
| 2. Jaylon Smith (DAL) | 154 |
| 3. Blake Martinez (NYG) | 151 |
| 4. Joe Schobert (JAC) | 141 |
| 5. Devin White (TB) | 140 |

SACKS - 2020 INSIDE LINEBACKERS

| Player (Current Team) | Sacks |
|----------------------------|------------|
| 1. Devin White (TB) | 9.0 |
| 2. Jerome Baker (MIA) | 7.0 |
| 3. Deion Jones (ATL) | 4.5 |
| 4. Roquan Smith (CHI) | 4.0 |
| 5. 10 Players Tied | 3.0 |

TACKLES FOR LOSS - 2020 SEASON

| Player (Current Team) | TFL |
|-----------------------------|-----------|
| 1. T.J. Watt (PIT) | 23 |
| 2. Roquan Smith (CHI) | 17 |
| 3t. Devin White (TB) | 15 |
| 3t. Joey Bosa (LAC) | 15 |
| 5t. Haason Reddick (ARI) | 14 |
| 5t. Vince Williams (PIT) | 14 |

PLAYERS WITH 10+ SACKS, 200+ TKLS

(First Two NFL Seasons - Since 1982)

| Player (Seasons) | Sacks | Tackles |
|------------------------------|-------------|------------|
| Devin White (2019-20) | 11.5 | 231 |
| Darius Leonard (2018-19) | 12.0 | 284 |
| Brian Urlacher (2000-01) | 14.0 | 242 |
| Duane Bickett (1985-86) | 11.0 | 285 |

GET LIVE 45



28 CAREER GAMES

| | |
|----------------------------|------|
| Tackles..... | 231 |
| Solo Tackles | 155 |
| QB Hits..... | 21 |
| Tackles for Loss..... | 19 |
| Sacks..... | 11.5 |
| Passes Defensed | 7 |
| Fumble Recoveries | 5 |
| Forced Fumbles..... | 4 |
| Defensive Touchdowns | 2 |
| Interceptions..... | 1 |

**THE FIRST PLAYER WITH
100+ TACKLES AND
9.0+ SACKS IN A SEASON
SINCE 2012.**

**1 OF 4 PLAYERS WITH
200+ TACKLES AND
10.0+ SACKS IN THEIR FIRST
TWO NFL SEASONS
DATING BACK TO 1982.**

2021 TAMPA BAY BUCCANEERS UNOFFICIAL DEPTH CHART

OFFENSE

| | | | | |
|-----------|--------------------|--------------------------|------------------------|-------------------------------------|
| WR | 13 Mike Evans | 10 Scotty Miller | 85 Jaydon Mickens | 15 Cyril Grayson 89 Josh Pearson |
| TE | 87 Rob Gronkowski | 86 Codey McElroy | 88 Tanner Hudson | |
| LT | 76 Donovan Smith | 62 Brad Seaton | 68 Chidi Okeke | |
| LG | 74 Ali Marpet | 60 Nick Leverett | 75 John Molchon | |
| C | 66 Ryan Jensen | <u>70 Robert Hainsey</u> | 73 Donell Stanley | |
| RG | 65 Alex Cappa | 64 Aaron Stinnie | 61 Sadarius Hutcherson | |
| RT | 78 Tristan Wirfs | 72 Josh Wells | | |
| TE | 80 O.J. Howard | 84 Cameron Brate | 82 Jerrell Adams | 6 De'Quan Hampton |
| WR | 14 Chris Godwin | 81 Antonio Brown | 18 Tyler Johnson | <u>1 Jaelon Darden</u> |
| | | | 16 Travis Jonsen | <u>83 T.J. Simmons Jr.</u> |
| QB | 12 Tom Brady | 11 Blaine Gabbert | 4 Ryan Griffin | <u>2 Kyle Trask</u> |
| RB | 27 Ronald Jones II | 7 Leonard Fournette | 25 Giovanni Bernard | 21 Ke'Shawn Vaughn |
| | | | 30 C.J. Prosise | 46 Troymaine Pope |

DEFENSE

| | | | | |
|------------|-------------------------|------------------------|------------------------|-----------------------------|
| DL | 93 Ndamukong Suh | 79 Patrick O'Connor | 94 Khalil Davis | 77 Sam Renner |
| NT | 50 Vita Vea | 56 Rakeem Nuñez-Roches | 71 Kobe Smith | |
| DL | 92 William Gholston | 96 Steve McLendon | 95 Jeremiah Ledbetter | 91 Benning Potoa'e |
| OLB | 90 Jason Pierre-Paul | 98 Anthony Nelson | 57 Quinton Bell | 44 Elijah Ponder |
| ILB | 45 Devin White | 51 Kevin Minter | 53 Joseph Jones | |
| ILB | 54 Lavonte David | <u>52 K.J. Britt</u> | <u>48 Grant Stuard</u> | |
| OLB | 58 Shaquil Barrett | <u>9 Joe Tryon</u> | 49 Cam Gill | 59 Ladarius Hamilton |
| CB | 24 Carlton Davis III | 43 Ross Cockrell | 22 Antonio Hamilton | 38 Nate Brooks |
| | | | | <u>29 Chris Wilcox</u> |
| CB | 23 Sean Murphy-Bunting | 35 Jamel Dean | 36 Herb Miller | 30 Dee Delaney |
| | | | | <u>26 Cameron Kinley</u> |
| S | 31 Antoine Winfield Jr. | 32 Mike Edwards | 41 Raven Greene | |
| S | 33 Jordan Whitehead | 34 Javon Hagan | 39 Chris Cooper | <u>28 Lawrence White IV</u> |

SPECIALISTS

| | | | |
|-----------|-------------------|---------------------------|------------------|
| P | 8 Bradley Pinion | | |
| PK | 3 Ryan Succop | <u>19 Jose Borregales</u> | |
| KO | 8 Bradley Pinion | | |
| H | 8 Bradley Pinion | | |
| LS | 97 Zach Triner | | |
| PR | 85 Jaydon Mickens | <u>1 Jaelon Darden</u> | 10 Scotty Miller |
| KR | 85 Jaydon Mickens | <u>1 Jaelon Darden</u> | 18 Tyler Johnson |

Rookies Underlined

2021 TAMPA BAY BUCCANEERS PRONUNCIATION GUIDE

PLAYERS

| | | | |
|--------------------------|------------------|----------------------------|-------------------|
| Jose Borregales | bore-AY-gall-ace | Rakeem Nuñez-Roches | NOON-yez RO-ches |
| Jaelon Darden | jay-len | Chidi Okeke | cheedy o-key-key |
| Lavonte David | luh-VON-tay | Benning Potoa'e | po-to-AH-E |
| Leonard Fournette | four-net | Ndamukong Suh | En-dom-ah-ken Soo |
| William Gholston | GOAL-ston | Ryan Succop | Suck-up |
| Ali Marpet | Alley Mar-PET | Zach Triner | Trinner |
| Steve McLendon | mah-CLEN-don | Ke'Shawn Vaughn | KEY-shawn |

2021 TAMPA BAY BUCCANEERS NUMERICAL ROSTER

(as of 8/11/21)

| No. | Name | Pos. | Ht. | Wt. | Age | NFL Exp. | College | Hometown | How Acq. |
|------|----------------------|------|------|-----|-----|----------|---------------------------|------------------------|---------------|
| 1 | Darden, Jaelon | WR | 5-8 | 174 | 22 | R | North Texas | Houston, TX | D4-'21 |
| 2 | Trask, Kyle | QB | 6-5 | 236 | 23 | R | Florida | Manvel, TX | D2-'21 |
| 3 | Ryan Succop | K | 6-2 | 218 | 34 | 13 | South Carolina | Hickory, NC | FA-'20 |
| 4 | Ryan Griffin | QB | 6-4 | 218 | 31 | 8 | Tulane | Westlake Village, CA | W(NO)-'15 |
| 6 | De'Quan Hampton | TE | 6-4 | 225 | 27 | 1 | USC | Carson, CA | FA-'21 |
| 7 | Leonard Fournette | RB | 6-0 | 228 | 26 | 5 | LSU | New Orleans, LA | FA-'20 |
| 8 | Bradley Pinion | P | 6-5 | 229 | 27 | 7 | Clemson | Concord, NC | UFA (SF)-'19 |
| 9 | Joe Tryon | OLB | 6-5 | 259 | 22 | R | Washington | Renton, WA | D1-'21 |
| 10 | Scotty Miller | WR | 5-9 | 174 | 24 | 3 | Bowling Green | Barrington, IL | D6-'19 |
| 11 | Blaine Gabbert | QB | 6-5 | 235 | 31 | 11 | Missouri | Ballwin, MO | FA-'19 |
| 12 | Tom Brady | QB | 6-4 | 225 | 44 | 22 | Michigan | San Mateo, CA | UFA (NE)-'20 |
| 13 | Mike Evans | WR | 6-5 | 231 | 27 | 8 | Texas A&M | Galveston, TX | D1-'14 |
| 14 | Chris Godwin | WR | 6-1 | 209 | 25 | 5 | Penn State | Middletown, DE | D3a-'17 |
| 15 | Cyril Grayson | WR | 5-9 | 183 | 27 | 2 | LSU | Kenner, LA | FA-'19 |
| 16 | Travis Jansen | WR | 6-4 | 211 | 24 | 1 | Montana State | Fullerton, CA | FA-'20 |
| 18 | Tyler Johnson | WR | 6-1 | 206 | 22 | 2 | Minnesota | Minneapolis, MN | D5-'20 |
| 19 | Jose Borregales | K | 5-10 | 206 | 23 | R | Miami (FL) | Miami, FL | FA-'21 |
| 21 | Ke'Shawn Vaughn | RB | 5-10 | 214 | 24 | 2 | Vanderbilt | Nashville, TN | D3-'20 |
| 22 | Antonio Hamilton | CB | 6-0 | 195 | 28 | 6 | South Carolina State | Johnston, SC | FA-'21 |
| 23 | Sean Murphy-Bunting | CB | 6-0 | 195 | 24 | 3 | Central Michigan | Macomb, MI | D2-'19 |
| 24 | Carlton Davis III | CB | 6-1 | 206 | 24 | 4 | Auburn | Miami, FL | D2c-'18 |
| 25 | Giovani Bernard | RB | 5-9 | 205 | 29 | 9 | North Carolina | Davie, FL | FA-'21 |
| 26 | Cameron Kinley | CB | 6-2 | 204 | 22 | R | Navy | Memphis, TN | FA-'21 |
| 27 | Ronald Jones II | RB | 5-11 | 208 | 24 | 4 | USC | McKinney, TX | D2a-'18 |
| 28 | Lawrence White IV | S | 6-0 | 196 | 23 | R | Iowa State | Bakersfield, CA | FA-'21 |
| 29 | Chris Wilcox | CB | 6-2 | 198 | 23 | R | BYU | Fontana, CA | D7a-'21 |
| 30 o | C.J. Prosise | RB | 6-1 | 225 | 27 | 6 | Notre Dame | Petersburg, VA | FA-'20 |
| 30 d | Dee Delaney | CB | 5-11 | 200 | 26 | 1 | Miami (FL) | Beaufort, SC | FA-'21 |
| 31 | Antoine Winfield Jr. | S | 5-9 | 203 | 22 | 2 | Minnesota | The Woodlands, TX | D2-'20 |
| 32 | Mike Edwards | S | 5-10 | 205 | 25 | 3 | Kentucky | Cincinnati, OH | D3b-'19 |
| 33 | Jordan Whitehead | S | 5-10 | 198 | 24 | 4 | Pittsburgh | Aliquippa, PA | D4-'18 |
| 34 | Javon Hagan | S | 6-0 | 215 | 24 | 1 | Ohio | Jacksonville, FL | FA-'20 |
| 35 | Jamel Dean | CB | 6-1 | 206 | 24 | 3 | Auburn | Cocoa, FL | D3a-'19 |
| 36 | Herb Miller | CB | 6-2 | 190 | 23 | 1 | Florida Atlantic | Miramar, FL | FA-'19 |
| 38 | Nate Brooks | CB | 6-0 | 192 | 24 | 1 | North Texas | Whitehouse, TX | FA-'21 |
| 39 | Chris Cooper | S | 5-10 | 200 | 27 | 1 | Stony Brook | Mount Vernon, NY | FA-'21 |
| 41 | Raven Greene | S | 5-11 | 197 | 26 | 4 | James Madison | Virginia Beach, VA | FA-'21 |
| 43 | Ross Cockrell | CB | 6-0 | 191 | 30 | 8 | Duke | Hazlet, NJ | FA-'20 |
| 44 | Elijah Ponder | OLB | 6-3 | 275 | 23 | R | Cincinnati | Atlanta, GA | FA-'21 |
| 45 | Devin White | LB | 6-0 | 237 | 23 | 3 | LSU | Springhill, LA | D1-'19 |
| 46 | Troymaine Pope | RB | 5-9 | 205 | 27 | 4 | Jacksonville State | Annisston, AL | FA-'21 |
| 48 | Grant Stuard | LB | 5-11 | 230 | 22 | R | Houston | Conroe, TX | D7b-'21 |
| 49 | Cam Gill | OLB | 6-3 | 240 | 23 | 2 | Wagner | Douglasville, GA | FA-'20 |
| 50 | Vita Vea | NT | 6-4 | 347 | 26 | 4 | Washington | Milpitas, CA | D1-'18 |
| 51 | Kevin Minter | LB | 6-0 | 246 | 30 | 9 | LSU | Suwanee, GA | FA-'18 |
| 52 | K.J. Britt | LB | 6-0 | 235 | 22 | R | Auburn | Oxford, AL | D5-'21 |
| 53 | Joseph Jones | LB | 6-0 | 231 | 27 | 5 | Northwestern | Plano, IL | FA-'21 |
| 54 | Lavonte David | LB | 6-1 | 233 | 31 | 10 | Nebraska | Miami, FL | D2-'12 |
| 56 | Rakeem Nunez-Roches | DL | 6-2 | 307 | 28 | 7 | Southern Miss | Phenix City, AL | FA-'18 |
| 57 | Quinton Bell | OLB | 6-4 | 253 | 25 | 2 | Prairie View A&M | Long Beach, CA | FA-'19 |
| 58 | Shaquil Barrett | OLB | 6-2 | 250 | 28 | 8 | Colorado State | Baltimore, MD | UFA (DEN)-'19 |
| 59 | Ladarius Hamilton | OLB | 6-3 | 260 | 23 | 1 | North Texas | Corrigan, TX | FA-'21 |
| 60 | Nick Leverett | G | 6-4 | 310 | 24 | 1 | Rice | Salisbury, NC | FA-'20 |
| 61 | Sadarius Hutcherson | G | 6-3 | 321 | 23 | R | South Carolina | Huntingdon, TN | FA-'21 |
| 62 | Brad Seaton | T | 6-9 | 330 | 27 | 1 | Villanova | Bronx, NY | FA-'19 |
| 64 | Aaron Stinnie | G | 6-3 | 312 | 27 | 4 | James Madison | Charlottesville, VA | W(TEN)-'19 |
| 65 | Alex Cappa | G | 6-6 | 305 | 26 | 4 | Humboldt State | Dublin, CA | D3-'18 |
| 66 | Ryan Jensen | C | 6-4 | 319 | 30 | 8 | Colorado State-Pueblo | Fort Morgan, CO | UFA(BAL)-'18 |
| 68 | Chidi Okeke | T | 6-6 | 315 | 24 | 1 | Tennessee State | Anambra, Nigeria | FA-'21 |
| 70 | Robert Hainsey | OL | 6-4 | 306 | 22 | R | Notre Dame | Pittsburgh, PA | D3-'21 |
| 71 | Kobe Smith | DL | 6-2 | 300 | 23 | 1 | South Carolina | Lawrenceville, GA | FA-'20 |
| 72 | Josh Wells | T | 6-6 | 306 | 30 | 7 | James Madison | Mechanicsville, VA | FA-'19 |
| 73 | Donell Stanley | C | 6-4 | 324 | 26 | 1 | South Carolina | Floydale, SC | FA-'21 |
| 74 | Ali Marpet | G | 6-4 | 307 | 28 | 7 | Hobart | Hastings-on-Hudson, NY | D2b-'15 |
| 75 | John Molchon | G | 6-5 | 309 | 24 | 2 | Boise State | Las Vegas, NV | FA-'20 |
| 76 | Donovan Smith | T | 6-6 | 338 | 28 | 7 | Penn State | Owings Mills, MD | D2a-'15 |
| 77 | Sam Renner | DL | 6-4 | 275 | 24 | 1 | Minnesota | Maple Grove, MN | FA-'21 |
| 78 | Tristan Wirfs | T | 6-5 | 320 | 22 | 2 | Iowa | Mount Vernon, IA | D1-'20 |
| 79 | Patrick O'Connor | DL | 6-4 | 270 | 27 | 3 | Eastern Michigan | Chicago, IL | FA-'17 |
| 80 | O.J. Howard | TE | 6-6 | 251 | 26 | 5 | Alabama | Prattville, AL | D1-'17 |
| 81 | Antonio Brown | WR | 5-10 | 185 | 33 | 11 | Central Michigan | Miami, FL | FA-'20 |
| 82 | Jerrell Adams | TE | 6-6 | 256 | 28 | 3 | South Carolina | Pinewood, SC | FA-'21 |
| 83 | T.J. Simmons Jr. | WR | 6-2 | 198 | 23 | R | West Virginia | Birmingham, AL | FA-'21 |
| 84 | Cameron Brate | TE | 6-5 | 245 | 30 | 7 | Harvard | Naperville, IL | FA-'15 |
| 85 | Jaydon Mickens | WR | 5-11 | 170 | 27 | 4 | Washington | Los Angeles, CA | FA-'20 |
| 86 | Codey McElroy | TE | 6-6 | 258 | 28 | 1 | Southeastern Oklahoma St. | Chattanooga, OK | FA-'19 |
| 87 | Rob Gronkowski | TE | 6-6 | 265 | 32 | 11 | Arizona | Woodland Hills, PA | T(NE)-'20 |
| 88 | Tanner Hudson | TE | 6-5 | 243 | 26 | 3 | Southern Arkansas | Camden, TN | FA-'18 |
| 89 | Josh Pearson | WR | 6-4 | 205 | 24 | 1 | Jacksonville State | Decatur, AL | FA-'20 |
| 90 | Jason Pierre-Paul | OLB | 6-5 | 275 | 32 | 12 | South Florida | Deerfield Beach, FL | T(NYG)-'18 |
| 91 | Benning Potoa'e | DL | 6-3 | 290 | 24 | 1 | Washington | DuPont, WA | FA-'20 |
| 92 | William Holston | DL | 6-6 | 281 | 30 | 9 | Michigan State | Detroit, MI | D4b-'13 |
| 93 | Ndamukong Suh | DL | 6-4 | 313 | 34 | 12 | Nebraska | Portland, OR | UFA(LAR)-'19 |
| 94 | Khalil Davis | DL | 6-1 | 308 | 24 | 2 | Nebraska | Blue Springs, MO | D6-'20 |
| 95 | Jeremiah Ledbetter | DL | 6-3 | 295 | 27 | 2 | Arkansas | Gainesville, GA | FA-'19 |
| 96 | Steve McLendon | NT | 6-3 | 310 | 35 | 12 | Troy | Ozark, AL | T(NYJ)-'20 |
| 97 | Zach Triner | LS | 6-3 | 245 | 30 | 3 | Assumption | Marshfield, MA | FA-'19 |
| 98 | Anthony Nelson | OLB | 6-7 | 271 | 24 | 3 | Iowa | Urbandale, IA | D4-'19 |

ACTIVE/PUP

| No. | Name | Pos. | Ht. | Wt. | Age | NFL Exp. | College | HS Hometown | How Acq. |
|-----|-------------------|------|-----|-----|-----|----------|------------------|---------------------|----------|
| 5 | John Franklin III | WR | 6-1 | 186 | 26 | 2 | Florida Atlantic | Fort Lauderdale, FL | FA-'19 |
| 17 | Justin Watson | WR | 6-3 | 215 | 25 | 4 | Pennsylvania | Bridgeville, PA | D5-'18 |

RESERVE/COVID-19

| No. | Name | Pos. | Ht. | Wt. | Age | NFL Exp. | College | HS Hometown | How Acq. |
|-----|------|------|-----|-----|-----|----------|---------|-------------|----------|
|-----|------|------|-----|-----|-----|----------|---------|-------------|----------|

Head Coach: Bruce Arians

Assistant Coaches: Harold Goodwin (assistant head coach/run game coordinator); Keith Armstrong (special teams coordinator); Todd Bowles (defensive coordinator); Byron Leftwich (offensive coordinator); Tim Atkins (defensive quality control); Cory Bichey (assistant strength & conditioning); Chris Boniol (specialists); Mike Caldwell (inside linebackers); Mike Chiurco (assistant to the head coach); Clyde Christensen (quarterbacks); Rick Christophel (tight ends); Larry Foote (outside linebackers); Kevin Garver (wide receivers); Joe Gilbert (offensive line); Cody Grimm (defensive/special teams assistant); Maral Javadifar (assistant strength & conditioning); Roger Kingdom (speed & conditioning); Thaddeus Lewis (assistant wide receivers); Lori Locust (assistant defensive line); Todd McNair (running backs); Tom Moore (assistant coach); Anthony Piroli (head strength & conditioning); Nick Rapone (safeties); Kacy Rodgers (defensive line); Kevin Ross (cornerbacks); A.Q. Shipley (offensive assistant); Keith Tandy (assistant special teams); John Van Dam (assistant tight ends); Chad Wade (assistant strength & conditioning)

2021 TAMPA BAY BUCCANEERS ALPHABETICAL ROSTER

| | | | | | | | | | (as of 8/11/21) |
|------|-----------------------|------|------|-----|------------|----------|---------------------------|------------------------|-----------------|
| No. | Name | Pos. | Ht. | Wt. | Birthdate | NFL Exp. | College | Hometown | 2020 GP/GS |
| 82 | Adams, Jerrell | TE | 6-5 | 254 | 12/31/1992 | 3 | South Carolina | Pinewood, SC | 0/0 |
| 58 | Barrett, Shaquil | OLB | 6-2 | 250 | 11/17/1992 | 8 | Colorado State | Baltimore, MD | 16/16 |
| 57 | Bell, Quinton | OLB | 6-4 | 253 | 5/9/1996 | 2 | Prairie View A&M | Long Beach, CA | 5/0 |
| 25 | Bernard, Giovani | RB | 5-9 | 205 | 11/22/1991 | 9 | North Carolina | Davie, FL | 16/10 |
| 19 | Borregales, Jose | K | 5-10 | 206 | 12/15/1997 | R | Miami | Miami, FL | - |
| 12 | Brady, Tom | QB | 6-4 | 225 | 8/3/1977 | 22 | Michigan | San Mateo, CA | 16/16 |
| 84 | Brate, Cameron | TE | 6-5 | 245 | 7/3/1991 | 7 | Harvard | Naperville, IL | 16/1 |
| 52 | Britt, K.J. | LB | 6-0 | 235 | 6/4/1999 | R | Auburn | Oxford, AL | - |
| 38 | Brooks, Nate | CB | 6-0 | 192 | 9/5/1996 | 1 | North Texas | Whitehouse, TX | 1/0 |
| 81 | Brown, Antonio | WR | 5-10 | 185 | 7/10/1988 | 11 | Central Michigan | Miami, FL | 8/4 |
| 65 | Cappa, Alex | G | 6-6 | 305 | 1/27/1995 | 4 | Humboldt State | Dublin, CA | 16/16 |
| 43 | Cockrell, Ross | CB | 6-0 | 191 | 8/6/1991 | 8 | Duke | Hazlet, NJ | 12/2 |
| 39 | Cooper, Chris | S | 5-10 | 200 | 3/17/1994 | 1 | Stony Brook | Mount Vernon, NY | 0/0 |
| 1 | Darden, Jaelon | WR | 5-8 | 174 | 1/14/1999 | R | North Texas | Houston, TX | - |
| 54 | David, Lavonte | LB | 6-1 | 233 | 1/23/1990 | 10 | Nebraska | Miami, FL | 16/16 |
| 24 | Davis III, Carlton | CB | 6-1 | 206 | 12/31/1996 | 4 | Auburn | Miami, FL | 14/14 |
| 94 | Davis, Khalil | DL | 6-1 | 308 | 8/22/1996 | 2 | Nebraska | Blue Springs, MO | 2/0 |
| 35 | Dean, Jamel | CB | 6-1 | 206 | 10/15/1996 | 3 | Auburn | Cocoa, FL | 14/7 |
| 30 d | Delaney, Dee | CB | 5-11 | 200 | 2/20/1995 | 1 | Miami | Beaufort, OH | 0/0 |
| 32 | Edwards, Mike | S | 5-10 | 205 | 5/18/1996 | 3 | Kentucky | Cincinnati, OH | 16/0 |
| 13 | Evans, Mike | WR | 6-5 | 231 | 8/21/1993 | 8 | Texas A&M | Galveston, TX | 16/16 |
| 7 | Fournette, Leonard | RB | 6-0 | 228 | 1/18/1995 | 5 | LSU | New Orleans, LA | 13/3 |
| 11 | Gabbert, Blaine | QB | 6-5 | 235 | 10/15/1989 | 11 | Missouri | Ballwin, MO | 4/0 |
| 92 | Gholston, William | DL | 6-6 | 281 | 7/31/1991 | 9 | Michigan State | Detroit, MI | 16/11 |
| 49 | Gill, Cam | OLB | 6-3 | 240 | 12/14/1997 | 2 | Wagner | Douglasville, GA | 12/0 |
| 14 | Godwin, Chris | WR | 6-1 | 209 | 2/27/1996 | 5 | Penn State | Middletown, DE | 12/12 |
| 15 | Grayson, Cyril | WR | 5-9 | 183 | 12/5/1993 | 2 | LSU | Kenner, LA | 3/0 |
| 41 | Greene, Raven | S | 5-11 | 197 | 2/2/1995 | 4 | James Madison | Virginia Beach, VA | 10/0 |
| 4 | Griffin, Ryan | QB | 6-4 | 218 | 11/17/1989 | 8 | Tulane | Westlake Village, CA | 0/0 |
| 87 | Gronkowski, Rob | TE | 6-6 | 265 | 5/14/1989 | 11 | Arizona | Woodland Hills, PA | 16/16 |
| 34 | Hagan, Javon | S | 6-0 | 215 | 2/22/1997 | 1 | Ohio | Jacksonville, FL | 0/0 |
| 70 | Hainsey, Robert | OL | 6-4 | 306 | 8/12/1998 | R | Notre Dame | Pittsburgh, PA | - |
| 22 | Hamilton, Antonio | CB | 6-0 | 195 | 1/24/1993 | 6 | South Carolina State | Johnston, SC | 16/0 |
| 59 | Hamilton, Ladarius | OLB | 6-3 | 260 | 1/18/1998 | 1 | North Texas | Corrigan, TX | 0/0 |
| 6 | Hampton, De'Quan | TE | 6-4 | 225 | 4/18/1994 | 1 | USC | Carson, CA | 0/0 |
| 80 | Howard, O.J. | TE | 6-6 | 251 | 11/18/1994 | 5 | Alabama | Prattville, AL | 4/1 |
| 88 | Hudson, Tanner | TE | 6-5 | 243 | 11/12/1994 | 3 | Southern Arkansas | Camden, TN | 10/0 |
| 61 | Hutcherson, Sadarius | G | 6-3 | 321 | 4/22/1998 | R | South Carolina | Huntingdon, TN | - |
| 66 | Jensen, Ryan | C | 6-4 | 319 | 5/27/1991 | 8 | Colorado State-Pueblo | Fort Morgan, CO | 16/16 |
| 18 | Johnson, Tyler | WR | 6-1 | 206 | 8/25/1998 | 2 | Minnesota | Minneapolis, MN | 14/3 |
| 27 | Jones II, Ronald | RB | 5-11 | 208 | 8/3/1997 | 4 | USC | McKinney, TX | 14/13 |
| 53 | Jones, Joseph | LB | 6-0 | 231 | 2/21/1994 | 5 | Northwestern | Piano, IL | 14/0 |
| 16 | Jonsen, Travis | WR | 6-4 | 211 | 10/16/1996 | 1 | Montana State | Fullerton, CA | 0/0 |
| 26 | Kinley, Cameron | CB | 6-2 | 204 | 3/3/1999 | R | Navy | Memphis, TN | - |
| 95 | Ledbetter, Jeremiah | DL | 6-3 | 295 | 6/2/1994 | 2 | Arkansas | Gainesville, GA | 3/0 |
| 60 | Leverett, Nick | G | 6-4 | 310 | 1/11/1997 | 1 | Rice | Salisbury, NC | 0/0 |
| 74 | Marpet, Ali | G | 6-4 | 307 | 4/17/1993 | 7 | Hobart | Hastings-on-Hudson, NY | 13/13 |
| 86 | McElroy, Codey | TE | 6-6 | 258 | 12/13/1992 | 1 | Southeastern Oklahoma St. | Frederick, OK | 0/0 |
| 96 | McLendon, Steve | NT | 6-3 | 310 | 1/3/1986 | 12 | Troy | Ozark, AL | 15/6* |
| 85 | Mickens, Jaydon | WR | 5-11 | 170 | 4/21/1994 | 4 | Washington | Los Angeles, CA | 10/0 |
| 36 | Miller, Herb | CB | 6-2 | 190 | 11/11/1997 | 1 | Florida Atlantic | Miramar, FL | 4/0 |
| 10 | Miller, Scotty | WR | 5-9 | 174 | 7/31/1997 | 3 | Bowling Green | Barrington, IL | 16/6 |
| 51 | Minter, Kevin | LB | 6-0 | 246 | 12/3/1990 | 9 | LSU | Suwanee, GA | 16/1 |
| 75 | Molchon, John | G | 6-5 | 309 | 2/2/1997 | 2 | Boise State | Las Vegas, NV | 0/0 |
| 23 | Murphy-Bunting, Sean | CB | 6-0 | 195 | 6/19/1997 | 3 | Central Michigan | Macomb, MI | 16/12 |
| 98 | Nelson, Anthony | OLB | 6-7 | 271 | 3/4/1997 | 3 | Iowa | Urbandale, IA | 16/1 |
| 56 | Nuñez-Roches, Rakeem | DL | 6-2 | 307 | 7/3/1993 | 7 | Southern Miss | Phenix City, AL | 16/10 |
| 79 | O'Connor, Patrick | DL | 6-4 | 270 | 11/1/1993 | 3 | Eastern Michigan | Chicago, IL | 16/0 |
| 68 | Okeke, Chidi | T | 6-6 | 315 | 12/26/1996 | 1 | Tennessee State | Anambra, Nigeria | 0/0 |
| 89 | Pearson, Josh | WR | 6-4 | 205 | 6/13/1997 | 1 | Jacksonville State | Decatur, AL | 0/0 |
| 90 | Pierre-Paul, Jason | OLB | 6-5 | 275 | 1/1/1989 | 12 | USF | Deerfield Beach, FL | 16/16 |
| 8 | Pinion, Bradley | P | 6-5 | 229 | 6/1/1994 | 7 | Clemson | Concord, NC | 16/0 |
| 44 | Ponder, Elijah | OLB | 6-3 | 275 | 1/16/1998 | R | Cincinnati | Atlanta, GA | - |
| 46 | Pope, Troymaine | RB | 5-9 | 205 | 11/26/1993 | 4 | Jacksonville State | Annis, AL | 6/0 |
| 91 | Potoa'e, Benning | DL | 6-3 | 290 | 9/17/1996 | 1 | Washington | DuPont, WA | 1/0 |
| 30 o | Proise, C.J. | RB | 6-1 | 225 | 5/20/1994 | 6 | Notre Dame | Petersburg, VA | 10/0 |
| 77 | Renner, Sam | DL | 6-4 | 275 | 2/24/1997 | 1 | Minnesota | Maple Grove, MN | 0/0 |
| 62 | Seaton, Brad | OL | 6-9 | 330 | 11/12/1993 | 1 | Villanova | Bronx, N.Y. | 0/0 |
| 83 | Simmons Jr., T.J. | WR | 6-2 | 198 | 3/28/1998 | R | West Virginia | Birmingham, AL | - |
| 76 | Smith, Donovan | T | 6-6 | 338 | 6/23/1993 | 7 | Penn State | Owings Mills, MD | 15/15 |
| 71 | Smith, Kobe | DL | 6-2 | 300 | 6/23/1998 | 1 | South Carolina | Lawrenceville, GA | 0/0 |
| 73 | Stanley, Donell | C | 6-4 | 324 | 6/27/1995 | 1 | South Carolina | Floydale, SC | 0/0 |
| 64 | Stinnie, Aaron | G | 6-3 | 312 | 2/18/1994 | 4 | James Madison | Charlottesville, VA | 6/0 |
| 48 | Stuard, Grant | LB | 5-11 | 230 | 10/15/1998 | R | Houston | Conroe, TX | - |
| 3 | Succop, Ryan | K | 6-2 | 218 | 9/19/1986 | 13 | South Carolina | Hickory, NC | 16/0 |
| 93 | Suh, Ndamukong | DL | 6-4 | 313 | 1/6/1987 | 12 | Nebraska | Portland, OR | 16/16 |
| 2 | Trask, Kyle | QB | 6-5 | 236 | 3/6/1998 | R | Florida | Manvel, TX | - |
| 97 | Triner, Zach | LS | 6-3 | 245 | 1/30/1991 | 3 | Assumption | Marshfield, MA | 16/0 |
| 9 | Tryon, Joe | OLB | 6-5 | 259 | 4/30/1999 | R | Washington | Renton, WA | - |
| 21 | Vaughn, Ke'Shawn | RB | 5-10 | 214 | 5/4/1997 | 2 | Vanderbilt | Nashville, TN | 10/0 |
| 50 | Vea, Vita | NT | 6-4 | 347 | 2/5/1995 | 4 | Washington | Milpitas, CA | 5/5 |
| 72 | Wells, Josh | T | 6-6 | 306 | 2/14/1991 | 7 | James Madison | Mechanicsville, VA | 15/1 |
| 45 | White, Devin | LB | 6-0 | 237 | 2/17/1998 | 3 | LSU | Springhill, LA | 15/15 |
| 28 | White IV, Lawrence | S | 6-0 | 196 | 6/13/1998 | R | Iowa State | Bakersfield, CA | - |
| 33 | Whitehead, Jordan | S | 5-10 | 198 | 3/18/1997 | 4 | Pittsburgh | Aliquippa, PA | 16/16 |
| 29 | Wilcox, Chris | CB | 6-2 | 198 | 10/30/1997 | R | BYU | Fontana, CA | - |
| 31 | Winfield Jr., Antoine | S | 5-9 | 203 | 8/16/1998 | 2 | Minnesota | The Woodlands, TX | 16/16 |
| 78 | Wirfs, Tristan | T | 6-5 | 320 | 1/24/1999 | 2 | Iowa | Mount Vernon, IA | 16/16 |

*McLendon started six games with the New York Jets. Proise played in 10 games with the Houston Texans.

| ACTIVE/PUP | | | | | | | | | |
|------------|--------------------|------|-----|-----|-----------|----------|------------------|---------------------|------------|
| No. | Name | Pos. | Ht. | Wt. | Birthdate | NFL Exp. | College | Hometown | 2020 GP/GS |
| 5 | Franklin III, John | WR | 6-1 | 186 | 9/21/1994 | 2 | Florida Atlantic | Fort Lauderdale, FL | 0/0 |
| 17 | Watson, Justin | WR | 6-3 | 215 | 4/4/1996 | 4 | Pennsylvania | Bridgeville, PA | 11/2 |

| RESERVE/COVID-19 | | | | | | | | | |
|------------------|------|------|-----|-----|-----------|----------|---------|----------|------------|
| No. | Name | Pos. | Ht. | Wt. | Birthdate | NFL Exp. | College | Hometown | 2020 GP/GS |

Head Coach: Bruce Arians

Assistant Coaches: Harold Goodwin (assistant head coach/run game coordinator); Keith Armstrong (special teams coordinator); Todd Bowles (defensive coordinator); Byron Leftwich (offensive coordinator); Tim Atkins (defensive quality control); Cory Bichey (assistant strength & conditioning); Chris Boniol (specialists); Mike Caldwell (inside linebackers); Mike Chirco (assistant to the head coach); Clyde Christensen (quarterbacks); Rick Christophel (tight ends); Larry Foote (outside linebackers); Kevin Garver (wide receivers); Joe Gilbert (offensive line); Cody Grimm (defensive/special teams assistant); Maral Javafifar (assistant strength & conditioning); Roger Kingdom (speed & conditioning); Thaddeus Lewis (assistant wide receivers); Lori Locust (assistant defensive line); Todd McNair (running backs); Tom Moore (assistant coach); Anthony Piroli (head strength & conditioning); Nick Rapone (safeties); Kacy Rodgers (defensive line); Kevin Ross (cornerbacks); A.Q. Shipley (offensive assistant); Keith Tandy (assistant special teams); John Van Dam (assistant tight ends); Chad Wade (assistant strength & conditioning)

2021 TAMPA BAY BUCCANEERS ROSTER BY POSITION

| | | | | | | | (as of 8/11/21) | |
|------------------------|----------------------|------|--------------------------|------|-----|------------|-----------------|----|
| No. | Name | Pos. | College | Ht. | Wt. | Age | NFL Exp. | |
| Defensive Linemen (11) | | | | | | | | |
| 94 | Khalil Davis | DL | Nebraska | 6-1 | 308 | 8/22/1996 | 24 | 2 |
| 92 | William Gholston | DL | Michigan State | 6-6 | 281 | 7/31/1991 | 30 | 9 |
| 95 | Jeremiah Ledbetter | DL | Arkansas | 6-3 | 295 | 6/2/1994 | 27 | 2 |
| 96 | Steve McLendon | NT | Troy | 6-3 | 310 | 1/3/1986 | 35 | 12 |
| 56 | Rakeem Nufiez-Roches | DL | Southern Miss | 6-2 | 307 | 7/3/1993 | 28 | 7 |
| 79 | Patrick O'Connor | DL | Eastern Michigan | 6-4 | 270 | 11/1/1993 | 27 | 3 |
| 91 | Benning Potoa'e | DL | Washington | 6-3 | 290 | 9/17/1996 | 24 | 1 |
| 77 | Sam Renner | DL | Minnesota | 6-4 | 275 | 2/24/1997 | 24 | 1 |
| 71 | Kobe Smith | DL | South Carolina | 6-2 | 300 | 6/23/1998 | 23 | 1 |
| 93 | Ndamukong Suh | DL | Nebraska | 6-4 | 313 | 1/6/1987 | 32 | 12 |
| 50 | Vita Vea | DL | Washington | 6-4 | 347 | 2/5/1995 | 26 | 4 |
| Outside Linebacker (8) | | | | | | | | |
| 58 | Shaquil Barrett | OLB | Colorado State | 6-2 | 250 | 11/17/1992 | 28 | 8 |
| 57 | Quinton Bell | OLB | Prairie View A&M | 6-4 | 253 | 5/9/1996 | 25 | 2 |
| 49 | Cam Gill | OLB | Wagner | 6-3 | 240 | 12/14/1997 | 23 | 2 |
| 59 | Ladarius Hamilton | LB | North Texas | 6-3 | 260 | 1/18/1998 | 23 | 1 |
| 98 | Anthony Nelson | OLB | Iowa | 6-7 | 271 | 3/4/1997 | 24 | 3 |
| 90 | Jason Pierre-Paul | OLB | South Florida | 6-5 | 275 | 1/1/1989 | 32 | 12 |
| 44 | Elijah Ponder | OLB | Cincinnati | 6-3 | 275 | 1/16/1998 | 23 | R |
| 9 | Joe Tryon | OLB | Washington | 6-5 | 259 | 4/30/1999 | 22 | R |
| Inside Linebacker (6) | | | | | | | | |
| 52 | K.J. Britt | LB | Auburn | 6-0 | 235 | 6/4/1999 | 22 | R |
| 54 | Lavonte David | LB | Nebraska | 6-1 | 233 | 1/23/1990 | 31 | 10 |
| 53 | Joseph Jones | LB | Northwestern | 6-0 | 231 | 2/21/1994 | 27 | 5 |
| 51 | Kevin Minter | LB | LSU | 6-0 | 246 | 12/3/1990 | 30 | 9 |
| 48 | Grant Stuard | LB | Houston | 5-11 | 230 | 10/15/1994 | 26 | R |
| 45 | Devin White | LB | LSU | 6-0 | 237 | 2/17/1998 | 23 | 3 |
| Cornerback (10) | | | | | | | | |
| 38 | Nate Brooks | CB | North Texas | 6-0 | 192 | 9/5/1996 | 24 | 1 |
| 43 | Ross Cockrell | CB | Duke | 6-0 | 191 | 8/6/1991 | 30 | 8 |
| 24 | Carlton Davis III | CB | Auburn | 6-1 | 206 | 12/31/1996 | 24 | 4 |
| 35 | Jamel Dean | CB | Auburn | 6-1 | 206 | 10/15/1996 | 24 | 3 |
| 30 | Dee Delaney | CB | Miami (FL) | 5-11 | 200 | 2/20/1995 | 26 | 1 |
| 22 | Antonio Hamilton | CB | South Carolina State | 6-0 | 195 | 1/24/1993 | 28 | 6 |
| 26 | Cameron Kinley | CB | Navy | 6-2 | 204 | 3/3/1999 | 22 | R |
| 36 | Herb Miller | CB | Florida Atlantic | 6-2 | 190 | 11/11/1997 | 23 | 1 |
| 23 | Sean Murphy-Bunting | CB | Central Michigan | 6-1 | 195 | 6/19/1997 | 24 | 3 |
| 29 | Chris Wilcox | CB | BYU | 6-2 | 198 | 10/30/1997 | 23 | R |
| Safety (7) | | | | | | | | |
| 39 | Chris Cooper | S | Stony Brook | 5-10 | 200 | 3/17/1994 | 27 | 1 |
| 32 | Mike Edwards | S | Kentucky | 5-10 | 205 | 5/18/1996 | 25 | 3 |
| 41 | Raven Greene | S | James Madison | 5-11 | 197 | 2/2/1995 | 26 | 4 |
| 34 | Javon Hagan | S | Ohio | 6-0 | 215 | 2/22/1997 | 24 | 1 |
| 28 | Lawrence White IV | S | Iowa State | 6-0 | 196 | 6/13/1998 | 23 | R |
| 33 | Jordan Whitehead | S | Pittsburgh | 5-10 | 198 | 8/16/1998 | 22 | 4 |
| 31 | Antoine Winfield Jr. | S | Minnesota | 5-9 | 203 | 8/16/1998 | 22 | 2 |
| Long Snapper (1) | | | | | | | | |
| 97 | Zach Triner | LS | Assumption | 6-3 | 245 | 1/30/1991 | 30 | 3 |
| Punter (1) | | | | | | | | |
| 8 | Bradley Pinion | P | Clemson | 6-5 | 229 | 6/1/1994 | 27 | 6 |
| Kicker (2) | | | | | | | | |
| 3 | Ryan Succop | K | South Carolina | 6-2 | 218 | 9/19/1986 | 34 | 12 |
| 19 | Jose Borregales | K | Miami (FL) | 5-10 | 206 | 12/15/1997 | 23 | R |
| Offensive Line (14) | | | | | | | | |
| 65 | Alex Cappa | G | Humboldt State | 6-6 | 305 | 1/27/1995 | 26 | 4 |
| 70 | Robert Hainsey | OL | Notre Dame | 6-4 | 306 | 8/12/1998 | 22 | R |
| 61 | Sadarius Hutcherson | G | South Carolina | 6-3 | 321 | 4/22/1998 | 23 | R |
| 66 | Ryan Jensen | C | Colorado State-Pueblo | 6-4 | 319 | 5/27/1991 | 30 | 8 |
| 60 | Nick Leverett | G | Rice | 6-4 | 310 | 1/11/1997 | 24 | 1 |
| 74 | Ali Mappet | G | Hobart | 6-4 | 307 | 4/17/1993 | 28 | 7 |
| 75 | John Molchon | G | Boise State | 6-5 | 309 | 2/2/1997 | 24 | 1 |
| 68 | Chidi Okeke | T | Tennessee State | 6-6 | 315 | 12/26/1996 | 24 | 1 |
| 62 | Brad Seaton | T | Villanova | 6-9 | 330 | 11/12/1993 | 27 | 1 |
| 76 | Donovan Smith | T | Penn State | 6-6 | 338 | 6/23/1993 | 28 | 7 |
| 73 | Donell Stanley | C | South Carolina | 6-4 | 324 | 6/27/1995 | 26 | 1 |
| 64 | Aaron Stinnie | G | James Madison | 6-3 | 312 | 2/18/1994 | 27 | 4 |
| 72 | Josh Wells | T | James Madison | 6-6 | 306 | 2/14/1991 | 30 | 7 |
| 78 | Tristan Wirfs | T | Iowa | 6-5 | 320 | 1/24/1999 | 22 | 2 |
| Tight End (7) | | | | | | | | |
| 82 | Jerrell Adams | TE | South Carolina | 6-5 | 254 | 12/31/1992 | 28 | 3 |
| 84 | Cameron Brate | TE | Harvard | 6-5 | 235 | 7/3/1991 | 30 | 7 |
| 87 | Rob Gronkowski | TE | Arizona | 6-6 | 265 | 5/14/1989 | 32 | 11 |
| 6 | De'Quan Hampton | TE | USC | 6-4 | 225 | 4/18/1994 | 27 | 1 |
| 80 | O.J. Howard | TE | Alabama | 6-6 | 251 | 11/18/1994 | 26 | 5 |
| 88 | Tanner Hudson | TE | Southern Arkansas | 6-5 | 243 | 11/12/1994 | 26 | 3 |
| 86 | Codey McElroy | TE | Southeastern Okla. State | 6-6 | 258 | 12/13/1992 | 28 | 1 |
| Running Back (6) | | | | | | | | |
| 25 | Giovani Bernard | RB | North Carolina | 5-9 | 205 | 11/22/1991 | 29 | 9 |
| 7 | Leonard Fournette | RB | LSU | 6-0 | 228 | 1/18/1995 | 26 | 5 |
| 27 | Ronald Jones II | RB | USC | 5-11 | 208 | 8/3/1997 | 24 | 4 |
| 46 | Troymaine Pope | RB | Jacksonville State | 5-9 | 205 | 11/26/1993 | 27 | 4 |
| 30 | C.J. Prosise | RB | Notre Dame | 6-1 | 225 | 5/20/1994 | 27 | 6 |
| 21 | Ke'Shawn Vaughn | RB | Vanderbilt | 5-10 | 214 | 5/4/1997 | 24 | 2 |
| Wide Receiver (13) | | | | | | | | |
| 81 | Antonio Brown | WR | Central Michigan | 5-10 | 185 | 7/10/1988 | 33 | 11 |
| 1 | Jaelon Darden | WR | North Texas | 5-8 | 174 | 1/14/1999 | 22 | R |
| 13 | Mike Evans | WR | Texas A&M | 6-5 | 231 | 8/21/1993 | 27 | 8 |
| 5 | John Franklin III | WR | Florida Atlantic | 6-1 | 186 | 9/21/1994 | 26 | 2 |
| 14 | Chris Godwin | WR | Penn State | 6-1 | 209 | 2/27/1996 | 25 | 5 |
| 15 | Cyril Grayson | WR | LSU | 5-9 | 183 | 12/5/1993 | 27 | 2 |
| 18 | Tyler Johnson | WR | Minnesota | 6-1 | 206 | 8/25/1998 | 22 | 2 |
| 16 | Travis Jonsen | WR | Montana State | 6-4 | 211 | 10/16/1996 | 24 | 1 |
| 85 | Jaydon Mickens | WR | Washington | 5-11 | 170 | 4/21/1994 | 27 | 4 |
| 10 | Scotty Miller | WR | Bowling Green | 5-9 | 174 | 7/31/1997 | 24 | 3 |
| 89 | Josh Pearson | WR | Jacksonville State | 6-4 | 205 | 6/13/1997 | 24 | 1 |
| 83 | T.J. Simmons Jr. | WR | West Virginia | 6-2 | 198 | 3/28/1998 | 23 | R |
| 17 | Justin Watson | WR | Pennsylvania | 6-3 | 215 | 4/4/1996 | 25 | 4 |
| Quarterback (4) | | | | | | | | |
| 12 | Tom Brady | QB | Michigan | 6-4 | 225 | 8/3/1977 | 44 | 22 |
| 11 | Blaine Gabbert | QB | Missouri | 6-5 | 235 | 10/15/1989 | 31 | 11 |
| 4 | Ryan Griffin | QB | Tulane | 6-4 | 218 | 11/17/1989 | 31 | 8 |
| 2 | Kyle Trask | QB | Florida | 6-5 | 236 | 3/6/1998 | 23 | R |

2021 TAMPA BAY BUCCANEERS BY EXPERIENCE

| | | | | | | | | | (as of 8/11/21) |
|------------------------------|-----------------------|------|------|-----|------------|----------|-----------------------------|------------------------|-----------------|
| No. | Name | Pos. | Ht. | Wt. | Age | NFL Exp. | College | Hometown | How Acq. |
| 22nd Year (1) | | | | | | | | | |
| 12 | Brady, Tom | QB | 6-4 | 225 | 8/3/1977 | 44 | 22 Michigan | San Mateo, CA | UFA (NE)-20 |
| 13th Year (1) | | | | | | | | | |
| 3 | Succop, Ryan | K | 6-2 | 218 | 9/19/1986 | 34 | 13 South Carolina | Hickory, NC | FA-20 |
| 12th Year (3) | | | | | | | | | |
| 90 | Pierre-Paul, Jason | OLB | 6-5 | 275 | 1/1/1989 | 32 | 12 South Florida | Deerfield Beach, FL | T (NYG)-18 |
| 96 | McLendon, Steve | NT | 6-3 | 310 | 1/3/1986 | 35 | 12 Troy | Ozark, AL | T(NYJ)-20 |
| 93 | Suh, Ndamukong | DL | 6-4 | 313 | 1/6/1987 | 34 | 12 Nebraska | Portland, OR | UFA (LAR)-19 |
| 11th Year (3) | | | | | | | | | |
| 81 | Brown, Antonio | WR | 5-10 | 185 | 7/10/1988 | 33 | 11 Central Michigan | Miami, FL | FA-20 |
| 11 | Gabbett, Blaine | QB | 6-5 | 235 | 10/15/1989 | 31 | 11 Missouri | Ballwin, MO | FA-19 |
| 87 | Gronkowski, Rob | TE | 6-6 | 265 | 5/14/1989 | 32 | 11 Arizona | Woodland Hills, PA | T (NE)-20 |
| 10th Year (1) | | | | | | | | | |
| 54 | David, Lavonte | ILB | 6-1 | 233 | 1/23/1990 | 31 | 10 Nebraska | Miami, FL | D2-12 |
| 9th Year (3) | | | | | | | | | |
| 25 | Bernard, Giovanni | RB | 5-9 | 205 | 11/22/1991 | 29 | 9 North Carolina | Davie, FL | FA-21 |
| 92 | Gholston, William | DL | 6-6 | 281 | 7/31/1991 | 30 | 9 Michigan State | Detroit, MI | D4b-13 |
| 51 | Minter, Kevin | ILB | 6-0 | 246 | 12/3/1990 | 30 | 9 LSU | McKinney, TX | FA-18 |
| 8th Year (5) | | | | | | | | | |
| 58 | Barrett, Shaquil | OLB | 6-2 | 250 | 11/17/1992 | 28 | 8 Colorado State | Baltimore, MD | UFA (DEN)-19 |
| 43 | Cockrell, Ross | CB | 6-0 | 191 | 8/6/1991 | 30 | 8 Duke | Hazlet, NJ | FA-20 |
| 13 | Evans, Mike | WR | 6-5 | 231 | 8/26/1995 | 25 | 8 Texas A&M | Galveston, TX | D1-14 |
| 4 | Griffin, Ryan | QB | 6-4 | 218 | 11/17/1989 | 31 | 8 Tulane | Westlake Village, CA | W (NO)-15 |
| 66 | Jensen, Ryan | C | 6-4 | 319 | 5/27/1991 | 30 | 8 Colorado State-Pueblo | Fort Morgan, CO | UFA (BAL)-18 |
| 7th Year (6) | | | | | | | | | |
| 84 | Brate, Cameron | TE | 6-5 | 235 | 7/3/1991 | 30 | 7 Harvard | Naperville, IL | FA-15 |
| 74 | Marpet, Ali | G | 6-4 | 307 | 4/17/1993 | 28 | 7 Hobart | Hastings-on-Hudson, NY | D2b-15 |
| 56 | Nuñez-Roches, Rakeem | DL | 6-2 | 307 | 7/3/1993 | 28 | 7 Southern Miss | Phenix City, AL | FA-18 |
| 8 | Pinion, Bradley | P | 6-5 | 229 | 6/1/1994 | 27 | 7 Clemson | Concord, NC | UFA (SF)-19 |
| 76 | Smith, Donovan | T | 6-6 | 338 | 6/23/1993 | 28 | 7 Penn State | Owings Mills, MD | D2a-15 |
| 72 | Welis, Josh | T | 6-6 | 306 | 2/14/1991 | 30 | 7 James Madison | Mechanicsburg, VA | FA-19 |
| 6th Year (2) | | | | | | | | | |
| 22 | Hamilton, Antonio | CB | 6-0 | 195 | 1/24/1993 | 28 | 6 South Carolina State | Johnston, SC | FA-21 |
| 30 | Prosise, C.J. | RB | 6-1 | 225 | 5/20/1994 | 27 | 6 Notre Dame | Petersburg, VA | FA-20 |
| 5th Year (3) | | | | | | | | | |
| 7 | Fournette, Leonard | RB | 6-0 | 228 | 1/18/1995 | 26 | 5 LSU | New Orleans, LA | FA-20 |
| 12 | Godwin, Chris | WR | 6-1 | 209 | 2/27/1996 | 25 | 5 Penn State | Middletown, DE | D3a-17 |
| 80 | Howard, O.J. | TE | 6-6 | 251 | 11/18/1994 | 26 | 5 Alabama | Prattville, AL | D1-17 |
| 53 | Jones, Joseph | LB | 6-0 | 231 | 2/21/1994 | 27 | 5 Northwestern | Plano, IL | FA-21 |
| 4th Year (10) | | | | | | | | | |
| 65 | Cappa, Alex | G | 6-6 | 305 | 1/27/1995 | 26 | 4 Humboldt State | Dublin, CA | D3-18 |
| 24 | Davis III, Carlton | CB | 6-1 | 206 | 12/31/1996 | 24 | 4 Auburn | Miami, FL | D2c-18 |
| 41 | Greene, Raven | S | 5-11 | 197 | 2/2/1995 | 26 | 4 James Madison | Virginia Beach, VA | FA-21 |
| 27 | Jones II, Ronald | RB | 5-11 | 208 | 8/3/1997 | 24 | 4 USC | McKinney, TX | D2a-18 |
| 85 | Mickens, Jaydon | WR | 5-11 | 170 | 4/21/1994 | 25 | 4 USC | McKinney, TX | FA-19 |
| 46 | Pope, Troymaine | RB | 5-9 | 205 | 11/26/1993 | 27 | 4 Washington | Los Angeles, CA | FA-21 |
| 64 | Stinnie, Aaron | G | 6-3 | 312 | 2/18/1994 | 27 | 4 Jacksonville State | Anniston, AL | FA-21 |
| 50 | Vea, Vita | DL | 6-4 | 347 | 2/5/1995 | 26 | 4 James Madison | Charlottesville, VA | W (TEN)-19 |
| 17 | Watson, Justin | WR | 6-3 | 215 | 4/4/1996 | 25 | 4 Washington | Milpitas, CA | D1-18 |
| 33 | Whitehead, Jordan | S | 5-10 | 198 | 3/18/1997 | 24 | 4 Pennsylvania | Bridgeville, PA | D5-18 |
| | | | | | | | 3 Pittsburgh | Aliquippa, PA | D4-18 |
| 3rd Year (10) | | | | | | | | | |
| 82 | Adams, Jerrell | TE | 6-6 | 256 | 12/31/1992 | 28 | 3 South Carolina | Pinewood, SC | FA-21 |
| 35 | Dean, Jamel | CB | 6-1 | 206 | 10/15/1996 | 24 | 3 Auburn | Cocoa, FL | D3a-19 |
| 32 | Edwards, Mike | S | 5-10 | 205 | 5/18/1996 | 25 | 3 Kentucky | Cincinnati, OH | D3b-19 |
| 88 | Hudson, Tanner | TE | 6-5 | 243 | 11/12/1994 | 26 | 3 Southern Arkansas | Camden, TN | FA-18 |
| 10 | Miller, Scotty | WR | 5-9 | 174 | 7/31/1997 | 24 | 3 Bowling Green | Barrington, IL | D6-19 |
| 23 | Murphy-Bunting, Sean | CB | 6-0 | 195 | 6/19/1997 | 24 | 3 Central Michigan | Macomb, MI | D2-19 |
| 98 | Nelson, Anthony | OLB | 6-7 | 271 | 3/4/1997 | 24 | 3 Iowa | Urbandale, IA | D4-19 |
| 79 | O'Connor, Patrick | DL | 6-4 | 270 | 11/1/1993 | 27 | 3 Eastern Michigan | Chicago, IL | FA-17 |
| 97 | Triner, Zach | LS | 6-3 | 245 | 1/30/1991 | 30 | 3 Assumption | Marshfield, MA | FA-19 |
| 45 | White, Devin | ILB | 6-0 | 237 | 2/17/1998 | 23 | 2 LSU | Springhill, LA | D1-19 |
| 2nd Year (11) | | | | | | | | | |
| 57 | Bell, Quinton | OLB | 6-4 | 253 | 5/9/1996 | 25 | 2 Prairie View A&M | Long Beach, CA | FA-19 |
| 94 | Davis, Khalil | DL | 6-1 | 308 | 8/22/1996 | 24 | 2 Nebraska | Blue Springs, MO | D6-20 |
| 5 | Franklin III, John | WR | 6-1 | 186 | 9/21/1994 | 26 | 2 Florida Atlantic | Fort Lauderdale, FL | FA-19 |
| 15 | Grayson, Cyril | WR | 5-9 | 183 | 12/5/1993 | 27 | 2 LSU | Kenner, LA | FA-19 |
| 49 | Gill, Cam | OLB | 6-3 | 240 | 12/14/1997 | 23 | 2 Wagner | Douglasville, GA | FA-20 |
| 18 | Johnson, Tyler | WR | 6-1 | 206 | 8/25/1998 | 22 | 2 Minnesota | Minneapolis, MN | D5-20 |
| 95 | Ledbetter, Jeremiah | DL | 6-3 | 295 | 6/2/1994 | 27 | 2 Arkansas | Gainesville, GA | FA-19 |
| 75 | Molchon, John | G | 6-5 | 309 | 2/2/1997 | 24 | 2 Boise State | Las Vegas, NV | FA-20 |
| 21 | Vaughn, Ke'Shawn | RB | 5-10 | 214 | 5/4/1997 | 24 | 2 Vanderbilt | Nashville, TN | D3-20 |
| 31 | Winfield Jr., Antoine | S | 5-9 | 203 | 8/16/1998 | 22 | 2 Minnesota | The Woodlands, TX | D2-20 |
| 78 | Wirfs, Tristan | T | 6-5 | 320 | 1/24/1999 | 22 | 2 Iowa | Mount Vernon, IA | D1-20 |
| Rookies/1st Year (31) | | | | | | | | | |
| 19 | Borregales, Jose | K | 5-10 | 206 | 12/15/1997 | 23 | R Miami (FL) | Miami, FL | FA-21 |
| 52 | Britt, K.J. | LB | 6-0 | 235 | 6/4/1999 | 22 | R Auburn | Oxford, AL | D5-21 |
| 38 | Brooks, Nate | CB | 6-0 | 192 | 9/5/1996 | 24 | 1 North Texas | Whitehouse, TX | FA-21 |
| 39 | Cooper, Chris | S | 5-10 | 200 | 3/17/1994 | 27 | 1 Stony Brook | Mount Vernon, NY | FA-21 |
| 1 | Darden, Jaelon | WR | 5-8 | 174 | 1/14/1999 | 22 | R North Texas | Houston, TX | D4-21 |
| 30 | Delaney, Dee | CB | 5-11 | 200 | 2/20/1995 | 26 | 1 Miami (FL) | Beaufort, SC | FA-21 |
| 34 | Hagan, Javon | S | 6-0 | 215 | 2/22/1997 | 24 | 1 Ohio | Jacksonville, FL | FA-20 |
| 70 | Hainsey, Robert | OL | 6-4 | 306 | 8/12/1998 | 22 | R Notre Dame | Pittsburgh, PA | D3-21 |
| 59 | Hamilton, Ladarious | OLB | 6-3 | 260 | 1/18/1998 | 23 | 1 North Texas | Corrigan, TX | FA-21 |
| 6 | Hampton, DeQuan | TE | 6-4 | 225 | 4/18/1994 | 27 | 1 USC | Carson, CA | FA-21 |
| 61 | Hutcherson, Sadarius | G | 6-3 | 321 | 4/22/1998 | 23 | R South Carolina | Huntingdon, TN | FA-21 |
| 16 | Jonsen, Travis | WR | 6-4 | 211 | 10/16/1996 | 24 | 1 Montana State | Fullerton, CA | FA-20 |
| 26 | Kinley, Cameron | CB | 6-2 | 204 | 3/3/1999 | 22 | R Navy | Memphis, TN | FA-21 |
| 60 | Leverett, Nick | G | 6-4 | 310 | 1/11/1997 | 24 | 1 Rice | Salisbury, NC | FA-20 |
| 86 | McElroy, Codey | TE | 6-6 | 258 | 12/13/1992 | 28 | 1 Southeastern Oklahoma St. | Chattanooga, OK | FA-19 |
| 36 | Miller, Herb | CB | 6-2 | 190 | 11/11/1997 | 23 | 1 Florida Atlantic | Miramar, FL | FA-19 |
| 68 | Okeke, Chidi | T | 6-6 | 315 | 12/26/1996 | 24 | 1 Tennessee State | Anambra, Nigeria | FA-21 |
| 89 | Pearson, Josh | WR | 6-4 | 205 | 6/13/1997 | 24 | 1 Jacksonville State | Decatur, AL | FA-20 |
| 44 | Ponder, Elijah | OLB | 6-3 | 275 | 1/18/1998 | 23 | R Cincinnati | Atlanta, GA | FA-21 |
| 91 | Potoa'e, Benning | DL | 6-3 | 290 | 9/17/1996 | 24 | 1 Washington | DuPont, WA | FA-20 |
| 77 | Renner, Sam | DL | 6-4 | 275 | 2/24/1997 | 24 | 1 Minnesota | Maple Grove, MN | FA-21 |
| 62 | Seaton, Brad | T | 6-9 | 330 | 11/12/1993 | 27 | 1 Villanova | Bronx, NY | FA-19 |
| 83 | Simmons Jr., T.J. | WR | 6-2 | 198 | 3/28/1998 | 23 | R West Virginia | Birmingham, AL | FA-21 |
| 71 | Smith, Kobe | DL | 6-2 | 300 | 6/23/1998 | 23 | 1 South Carolina | Lawrenceville, GA | FA-20 |
| 73 | Stanley, Donell | C | 6-4 | 324 | 6/27/1995 | 26 | 1 South Carolina | Floydale, SC | FA-21 |
| 48 | Stuard, Grant | LB | 5-11 | 230 | 10/15/1998 | 22 | R Houston | Conroe, TX | D7b-21 |
| 2 | Trask, Kyle | QB | 6-5 | 236 | 3/6/1998 | 23 | R Florida | Marvet, TX | D2-21 |
| 9 | Tryon, Joe | OLB | 6-5 | 259 | 4/30/1999 | 22 | R Washington | Renton, WA | D1-21 |
| 28 | White IV, Lawrence | S | 6-0 | 196 | 6/13/1998 | 23 | R Iowa State | Bakersfield, CA | FA-21 |
| 29 | Wilcox, Chris | CB | 6-2 | 198 | 10/30/1997 | 23 | R BYU | Fontana, CA | D7a-21 |

2021 TAMPA BAY BUCCANEERS - HOW THEY WERE BUILT

| | <u>DRAFT</u> | <u>TRADES</u> | <u>WAIVERS</u> | <u>FREE AGENTS</u> |
|------|--|---|---------------------|--|
| 2012 | Lavonte David (2) | | | |
| 2013 | William Gholston (4b) | | | |
| 2014 | Mike Evans (1) | | | |
| 2015 | Donovan Smith (2a) Ali Marpet (2b) | | Ryan Griffin (NO) | Cameron Brate |
| 2016 | | | | |
| 2017 | O.J. Howard (1) Chris Godwin (3a) | | | Patrick O'Connor |
| 2018 | Vita Vea (1) Ronald Jones II (2a) Carlton Davis III (2c) Alex Cappa (3) Jordan Whitehead (4) Justin Watson (5) | Jason Pierre-Paul (NYG) | | Tanner Hudson Ryan Jensen (BAL) Kevin Minter Rakeem Nuñez-Roches |
| 2019 | Devin White (1) Sean Murphy-Bunting (2) Jamel Dean (3a) Mike Edwards (3b) Anthony Nelson (4) Scotty Miller (6) | | Aaron Stinnie (TEN) | Shaquil Barrett (DEN) Quinton Bell John Franklin III Blaine Gabbert Cyril Grayson Codey McElroy Herb Miller Jeremiah Ledbetter Bradley Pinion (SF) Brad Seaton Ndamukong Suh (LAR) Zach Triner Josh Wells |
| 2020 | Tristan Wirfs (1) Antoine Winfield Jr. (2) Ke'Shawn Vaughn (3) Tyler Johnson (5) Khalil Davis (6) | Rob Gronkowski (NE) Steve McLendon (NYJ) | | Tom Brady (NE) Antonio Brown Ross Cockrell Leonard Fournette (JAC) Cam Gill (R) Javon Hagan Travis Jansen Nick Leverett Jaydon Mickens John Molchon Josh Pearson Benning Potoa'e C.J. Prosise Kobe Smith Ryan Succop (TEN) |
| 2021 | Joe Tryon (1) Kyle Trask (2) Robert Hainsey (3) Jaelon Darden (4) K.J. Britt (5) Chris Wilcox (7a) Grant Stuard (7b) | | | Jerell Adams Giovani Bernard Jose Borregales Nate Brooks Chris Cooper Dee Delaney Raven Greene Antonio Hamilton Ladarius Hamilton De'Quan Hampton Sadarius Hutcherson Joseph Jones Cameron Kinley Chidi Okeke Elijah Ponder Troymaine Pope Sam Renner T.J. Simmons Jr. Donell Stanley Lawrence White IV |

TAMPA BAY BUCCANEERS' 2021 PERSONNEL LOG

(By Date)

February 10 – Signed OLB **Quinton Bell**, WR **Cyril Grayson**, S **Javon Hagan**, WR **Travis Jonsen**, G **Nick Leverett**, TE **Codey McElroy**, DB **Herb Miller**, G **John Molchon**, WR **Josh Pearson**, DL **Benning Potoa'e** and DT **Kobe Smith** to futures contracts.

February 12 – Signed RB **C.J. Prosise**, DL **Sam Renner** and C **Donell Stanley**.

March 9 – Placed franchise tag on WR **Chris Godwin**. Signed TE **Tanner Hudson**, DL **Jeremiah Ledbetter**, DL **Pat O'Connor** and LS **Zach Triner** to exclusive rights contracts.

March 12 – Re-signed **Lavonte David**. Signed QB **Tom Brady** to contract extension.

March 17 – Re-signed OLB **Shaquil Barrett** and G **Aaron Stinnie**.

March 20 – Re-signed LB **Kevin Minter** and DL **Rakeem Nuñez-Roches**.

March 22 – Re-signed TE **Rob Gronkowski**.

March 25 – Signed T **Donovan Smith** to contract extension. Re-signed K **Ryan Succop**.

March 30 – Re-signed T **Josh Wells**.

March 31 – Re-signed RB **Leonard Fournette**.

April 5 – Re-signed DL **Ndamukong Suh**.

April 13 – Re-signed CB **Ross Cockrell**.

April 14 – Signed RB **Giovani Bernard** and NT **Steve McLendon**.

April 20 – Re-signed QB **Ryan Griffin**.

April 26 – Exercised fifth-year option on DT **Vita Vea**.

May 5 – Signed S **Raven Greene** and LB **Joseph Jones**. Hired **Thaddeus Lewis** as assistant wide receivers coach and **A.Q. Shipley** as offensive assistant.

May 6 – Signed CB **Nate Brooks**. Awarded OLB **Ladarius Hamilton** off waivers from the Dallas Cowboys.

May 10 – Re-signed QB **Blaine Gabbert**.

May 13 – Signed LB **K.J. Britt**, LB **Grant Stuard** and CB **Chris Wilcox**. Signed T **Calvin Ashley**, K **Jose Borregales**, S **Augie Contressa**, G **Sadarius Hutcherson**, CB **Cameron Kinley**, OLB **Elijah Ponder**, WR **T.J. Simmons Jr.** and S **Lawrence White IV** as college free agents.

May 17 – Signed TE **Jerrell Adams**, CB **Antonio Hamilton**, RB **Troymaine Pope** and S **Curtis Riley**.

May 19 – Signed WR **Jaelon Darden**.

May 25 – Re-signed WR **Antonio Brown**. Signed CB **Dee Delaney**.

May 28 – Promoted **Sean Conley** from scouting assistant to pro scout. Promoted **Mike Greenberg** from director to vice president of football administration. Promoted **Duke Preston** from director to vice president of player engagement. Promoted **Shane Scannell** and **Alex Smith** from pro scouts to assistant directors of pro scouting. Promoted **John Spytek** from director to vice president of player personnel. Promoted **John Van Dam** from offensive quality control coach to assistant wide receivers coach.

June 8 – Signed QB **Kyle Trask**.

June 22 – Signed OLB **Joe Tryon**.

July 21 – Signed OL **Robert Hainsey**.

July 22 – Placed WR **John Franklin III** and **Chris Wilcox** on the Active/PUP list. Waived (injured) S **Curtis Riley**.

July 23 – Placed S **Jordan Whitehead** on the Reserve/COVID-19 list.

July 24 – Placed TE **Cameron Brate** and WR **Justin Watson** on the Active/PUP list. Signed TE **De'Quan Hampton**.

July 25 – Signed S **Chris Cooper**.

July 29 – Waived T **Calvin Ashley** (left team). Signed T **Chidi Okeke**.

July 30 – Activated S **Jordan Whitehead** from the Reserve/COVID-19 list. Waived S **Augie Contressa**.

August 2 – Removed CB **Chris Wilcox** from the PUP list.

August 9 – Removed TE **Cameron Brate** from the PUP list.

TAMPA BAY BUCCANEERS' 2021 PERSONNEL LOG

(By Player and Coach)

| | |
|---------------------------------|---|
| Adams, Jerell | TE |
| May 17 | Signed contract |
| Ashley, Calvin | T |
| May 13 | Signed contract |
| July 29 | Waived (left team) |
| Barrett, Shaquil | OLB |
| March 17 | Re-signed |
| Bell, Quinton | OLB |
| Feb. 10 | Signed to futures contract |
| Bernard, Giovanni | RB |
| April 14 | Signed contract |
| Borregales, Jose | K |
| May 13 | Signed contract |
| Brady, Tom | QB |
| March 12 | Signed to contract extension |
| Brate, Cameron | TE |
| July 24 | Placed on Active/PUP list |
| Aug. 9 | Removed from PUP list |
| Britt, K.J. | LB |
| May 13 | Signed contract |
| Brooks, Nate | CB |
| May 6 | Signed contract |
| Brown, Antonio | WR |
| May 25 | Re-signed |
| Cockrell, Ross | CB |
| April 13 | Re-signed |
| Conley, Sean | Personnel |
| May 28 | Promoted to Pro Scout |
| Contressa, Augie | S |
| May 13 | Signed contract |
| July 30 | Waived |
| Cooper, Chris | S |
| July 25 | Signed contract |
| Darden, Jaelon | WR |
| May 19 | Signed contract |
| David, Lavonte | LB |
| March 12 | Re-signed |
| Delaney, Dee | CB |
| May 25 | Signed contract |
| Fournette, Leonard | RB |
| March 31 | Re-signed |
| Franklin III, John | WR |
| July 22 | Placed on Active/PUP list |
| Gabbert, Blaine | QB |
| May 10 | Re-signed |
| Godwin, Chris | WR |
| March 9 | Given franchise tag |
| Grayson, Cyril | WR |
| Feb. 10 | Signed to futures contract |
| Greenberg, Mike | Personnel |
| May 28 | Promoted to Vice President of Football Administration |
| Greene, Raven | S |
| May 5 | Signed contract |
| Griffin, Ryan | QB |
| April 20 | Re-signed |
| Gronkowski, Rob | TE |
| March 22 | Re-signed |
| Hagan, Javon | S |
| Feb. 10 | Signed to futures contract |

Hainsey, Robert..... **OL**
 July 21 Signed contract
Hamilton, Antonio **CB**
 May 17 Signed contract
Hamilton, Ladarius..... **OLB**
 May 6 Awarded off waivers from Dallas
Hampton, De'Quan..... **TE**
 July 24 Signed contract
Hudson, Tanner..... **TE**
 March 9 Signed exclusive rights contract
Hutcherson, Sadarius..... **G**
 May 13 Signed contract
Jones, Joseph **LB**
 May 5 Signed contract
Jonsen, Travis..... **WR**
 Feb. 10 Signed to futures contract
Kinley, Cameron..... **CB**
 May 13 Signed contract
Ledbetter, Jeremiah **DL**
 March 9 Signed exclusive rights contract
Leverett, Nick **G**
 Feb. 10 Signed to futures contract
Lewis, Thaddeus **Coach**
 May 5 Named Assistant Wide Receivers Coach
McElroy, Codey **TE**
 Feb. 10 Signed to futures contract
McLendon, Steve **NT**
 April 14 Re-signed
Miller, Herb **DB**
 Feb. 10 Signed to futures contract
Minter, Kevin **LB**
 March 20 Re-signed
Molchon, John..... **G**
 Feb. 10 Signed to futures contract
Núñez-Roches, Rakeem **DL**
 March 20 Re-signed
O'Connor, Pat..... **DL**
 March 9 Signed exclusive rights contract
Okeke, Chidi **T**
 July 29 Signed contract
Pearson, Josh **WR**
 Feb. 10 Signed to futures contract
Ponder, Elijah **OLB**
 May 13 Signed contract
Pope, Troymaine **RB**
 May 17 Signed contract
Potoa'e, Benning..... **DL**
 Feb. 10 Signed to futures contract
Preston, Duke..... **Personnel**
 May 28 Promoted to Vice President of Player Engagement
Prosise, C.J. **RB**
 Feb. 12 Signed contract
Renner, Sam **DL**
 Feb. 12 Signed contract
Riley, Curtis..... **S**
 May 17 Signed contract
 July 22 Waived (injured)
Scannell, Shane **Personnel**
 May 28 Promoted to Assistant Director of Pro Scouting
Shipley, A.Q...... **Coach**
 May 5 Named Offensive Assistant

Simmons Jr., T.J. **WR**
 May 13 Signed contract
Smith, Alex **Personnel**
 May 28 Promoted to Assistant Director of Pro Scouting
Smith, Donovan..... **T**
 March 25 Signed to contract extension
Smith, Kobe..... **DL**
 Feb. 10 Signed to futures contract
Spytek, John..... **Personnel**
 May 28 Promoted to Vice President of Player Personnel
Stanley, Donell **C**
 Feb. 12 Signed contract
Stinnie, Aaron..... **G**
 March 17 Re-signed
Stuard, Grant..... **LB**
 May 13 Signed contract
Succop, Ryan **K**
 March 25 Re-signed
Suh, Ndamukong **DL**
 April 5 Re-signed
Trask, Kyle..... **QB**
 June 8 Signed contract
Triner, Zach **LS**
 March 9 Signed exclusive rights contract
Tryon, Joe..... **OLB**
 June 22 Signed contract
Van Dam, John **Coach**
 May 28 Promoted to Assistant Wide Receivers Coach
Vea, Vita..... **DT**
 April 26 Fifth-year option exercised
Watson, Justin **WR**
 July 24 Placed on Active/PUP list
Wells, Josh **T**
 March 30 Re-signed
White IV, Lawrence **S**
 May 13 Signed contract
Whitehead, Jordan..... **S**
 July 23 Placed on Reserve/COVID-19 list
 July 30 Activated from the Reserve/COVID-19 list
Wilcox, Chris **CB**
 May 13 Signed contract
 July 22 Placed on Active/PUP list
 Aug. 2 Activated from Active/PUP list