

GAME RELEASE

BUCCANEERS * TAMPA BAY BUCCANEERS * TAMPA BAY BUC



BUCS VS
COLTS

PRESEASON 3
AUG. 27 AT 7:30 PM

TAMPA BAY BUCCANEERS

2022 WEEKLY GAME RELEASE

LINKS: [Buccaneers Media Website](#)
[Weekly Information Materials](#)
[Credential Request Form](#)

0-2



0-2

GAMEDAY INFORMATION

AUG.

27

Saturday, August 27, 2022

Kickoff: 7:30 p.m. ET

Location: Raymond James Stadium (Tampa, FL)

TV

TV Crew: WFLA News Channel 8 - Chris Myers (PxP), Ronde Barber (Analyst), Dan Lucas (Reporter)



Buccaneers Radio: 98ROCK, Flagship Station

Broadcast Crew: Gene Deckerhoff (PxP), Dave Moore (Color), T.J. Rives (Reporter)

Spanish Radio: 96.1 Caliente, Carlos Bohorquez (PxP), Martin Gramatica (Analyst)

STEERING THE SHIP

BUILT TO WIN BEHIND NEW HEAD COACH TODD BOWLES

2022 PRESEASON

L 24-26



L 3-13



PRESEASON QUICK FACTS

- The Tampa Bay Buccaneers and Indianapolis Colts have played five times in the preseason, with the Colts leading the preseason series 3-2.
- Tampa Bay has won each of the last two regular season meetings between the two teams, including a 38-31 victory in 2021 at Lucas Oil Stadium.

ACCOUNTABLE TO ONE ANOTHER

BUCCANEERS DEFENSE UNDER TODD BOWLES (2019-21)

Rush Defense	1st (82.5 ypg)
Yards Per Rush Allowed	1st (3.72)
Quarterback Hits	1st (352)
Defensive Fumble Recoveries	1st (37)
Passes Defensed	1st (241)
Strip Sacks.....	2nd (26)
Sacks.....	3rd (142.0)
Tackles For Loss.....	3rd (262)
Takeaways	3rd (82)
Forced Fumbles.....	4th (52)
Defensive Touchdowns	4th (9)
Yards Per Play	5th (5.13)
Third Down Conversion Rate Allowed.....	7th (37.6%)
Total Defense	9th (334.1 ypg)

HOME AWAY

2022 SCHEDULE





2021 HIGHLIGHTS

MOST GAMES SCORING 30+ POINTS

2021 Regular Season + Playoffs

Team	Games (Record)
1t. Tampa Bay Buccaneers	11 (11-0)
1t. Buffalo Bills	11 (9-2)
1t. Kansas City Chiefs	11 (9-2)
4t. Arizona Cardinals	9 (8-1)
4t. Los Angeles Rams	9 (9-0)

MOST HOME WINS

2021 Regular Season + Playoffs

Team	Home Wins
1. Kansas City Chiefs	9
2t. Tampa Bay Buccaneers	8
2t. Green Bay Packers	8
4t. Buffalo Bills	7
4t. Tennessee Titans	7

MOST POINTS PER GAME

2021 Regular Season + Playoffs

Team	PPG
1. Dallas Cowboys	30.4
2. Tampa Bay Buccaneers	30.0
3. Buffalo Bills	29.8
4. Kansas City Chiefs	29.4
5. Los Angeles Chargers	27.9

HIGHEST POINT DIFFERENTIAL

2021 Regular Season + Playoffs

Team	Differential
1. Buffalo Bills	+218
2. Tampa Bay Buccaneers	+171
3. Dallas Cowboys	+166
4. Kansas City Chiefs	+140
5. New England Patriots	+129

HIGHEST YARDAGE DIFFERENTIAL

2021 Regular Season + Playoffs - Net Yardage

Team	Differential
1. Buffalo Bills	+1,903
2. Tampa Bay Buccaneers	+1,207
3. San Francisco 49ers	+986
4. Dallas Cowboys	+918
5. Los Angeles Rams	+845



MOST TEAM TAKEAWAYS

2021 Regular Season + Playoffs

Team	TA
1. Tampa Bay Buccaneers	36
2. Dallas Cowboys	35
3. Indianapolis Colts	33
4. Buffalo Bills	32
5. Kansas City Chiefs	31

POINTS OFF TURNOVERS DIFFERENTIAL

2021 Regular Season + Playoffs

Team	POT Diff.
1. Dallas Cowboys	+84
2. Green Bay Packers	+76
3. Tampa Bay Buccaneers	+66
4. Indianapolis Colts	+52
5. Arizona Cardinals	+40

MOST TEAM QUARTERBACK HITS

2021 Regular Season + Playoffs

Team	QBH
1. Tampa Bay Buccaneers	140
2. San Francisco 49ers	124
3. Miami Dolphins	121
4. Las Vegas Raiders	113
5. Dallas Cowboys	112

FEWEST SACKS ALLOWED/PASS PLAY

2021 Regular Season + Playoffs

Team	Sacked %
1. Tampa Bay Buccaneers	3.5
2. Buffalo Bills	3.9
3. Los Angeles Chargers	4.4
4. Kansas City Chiefs	4.4
5. Minnesota Vikings	4.7

MOST YARDS/PLAY - OFFENSE

2021 Regular Season + Playoffs

Team	Yds/Play
1. Kansas City Chiefs	6.09
2. San Francisco 49ers	5.96
3. Tampa Bay Buccaneers	5.94
4. Dallas Cowboys	5.91
5. Los Angeles Rams	5.91

PRESEASON WEEK 3 VS. INDIANAPOLIS



OFFENSIVE NOTES

THE GREATEST OF ALL TIME

• Tom Brady joined Drew Brees as the only players in NFL history with 40-or-more touchdown passes in back-to-back seasons and threw for the third-most passing yards in a single season in NFL history (5,316).

Brady also became just the third player in NFL history to lead the league in passing yards, touchdowns, completions and attempts in a season.



2021 PASSING TOUCHDOWN LEADERS

Player (Team)	Passing TD
1. Tom Brady (TB)	43
2. Matthew Stafford (LAR)	41
3t. Justin Herbert (LAC)	38
3t. Patrick Mahomes (KC)	37
3t. Dak Prescott (DAL)	37
3t. Aaron Rodgers (GB)	37

2021 PASSING YARDS LEADERS

Player (Team)	Passing Yards
1. Tom Brady (TB)	5,316
2. Justin Herbert (LAC)	5,014
3. Matthew Stafford (LAR)	4,886
4. Patrick Mahomes (KC)	4,839
5. Derek Carr (LV)	4,804

ADDING TO THE ARSENAL

• The Buccaneers signed seven-time Pro Bowl WR Julio Jones on July 27, 2022.

• Jones joins fellow Pro Bowl receivers Mike Evans and Chris Godwin in Tampa Bay to form one of the league's most accomplished receiving corps in the NFL.



• Among players currently on NFL rosters, Jones ranks first in receptions, first in receiving yards, third in yards per reception and fourth in receiving touchdowns.

MOST CAREER RECEIVING YARDS - ACTIVE PLAYERS

Player (Team)	Yards
1. Julio Jones (TB)	13,330
2. DeAndre Hopkins (ARI)	10,581
3. A.J. Green (ARI)	10,278
4. Mike Evans (TB)	9,301
5. Travis Kelce (KC)	9,006

MOST CAREER RECEPTIONS - ACTIVE PLAYERS

Player (Team)	Rec.
1. Julio Jones (TB)	879
2. DeAndre Hopkins (ARI)	789
3. Keenan Allen (LAC)	730
4. Travis Kelce (KC)	704
5. A.J. Green (ARI)	703

PRESEASON WEEK 3 VS. INDIANAPOLIS

A LEAGUE OF HIS OWN

• With 1,035 yards in 2021, Mike Evans became the first player in NFL history with 1,000-or-more receiving yards in each of his first eight NFL seasons (second most, Randy Moss, first six seasons). His 8 consecutive 1,000-yard seasons are tied for the third-longest streak in NFL history at any point in a player's career. Evans also finished second in the NFL in receiving touchdowns (14).



RECEIVING TOUCHDOWN LEADERS - 2021 SEASON

Player (Team)	TD
1. Cooper Kupp (LAR)	16
2. Mike Evans (TB)	14
3. Ja'Marr Chase (CIN)	13
4. DK Metcalf (SEA)	12
5. Davante Adams (GB)	11

RECEIVING TOUCHDOWN LEADERS - TEAM HISTORY

Player (Seasons)	TD
1. Mike Evans (2014-Present)	75
2. Jimmie Giles (1978-86)	34
3. Cameron Brate (2014-Present)	33
4. Kevin House (1980-86)	31
5. Chris Godwin (2017-Present)	29

SOLID UP FRONT

• Since the start of the 2020 season, Tampa Bay ranks first in sacks allowed per pass attempt (3.2%) and leads the NFL in most games without allowing a sack (11).

SACKS ALLOWED PER PASS ATTEMPT - (2020-21)

Team	Sacks Allowed %
1. Tampa Bay Buccaneers	3.2
2. Pittsburgh Steelers	3.8
3. Kansas City Chiefs	3.8
4. Buffalo Bills	4.1
5. Los Angeles Rams	4.5



GAMES WITHOUT ALLOWING A SACK - (2020-21)

Team	Games
1. Tampa Bay Buccaneers	11
2. Buffalo Bills	8
3t. Cleveland Browns	7
3t. Kansas City Chiefs	7
3t. Pittsburgh Steelers	7



DEFENSIVE NOTES

THE BUZZ AROUND THE BUCCANEERS DEFENSE



POINTS ALLOWED/GAME RANKINGS - 2021 SEASON

Team	Opp. PPG
1. Buffalo Bills	17.0
2. New England Patriots	17.8
3. Denver Broncos	18.9
4. New Orleans Saints	19.7
5. Tampa Bay Buccaneers	20.8
6. Tennessee Titans	20.8
7. Dallas Cowboys	21.1
8. Kansas City Chiefs	21.4
9t. Indianapolis Colts	21.5
9t. San Francisco 49ers	21.5

TALLY UP THE TAKEAWAYS



• The Buccaneers defense has been one of the best in the league in creating turnovers since **Todd Bowles** took over as defensive coordinator in 2019. From the start of the 2019 season, Tampa Bay ranks third in takeaways and first in points off turnovers.

NFL TEAM TAKEAWAYS (2019-21)

Team	TA
1. New England Patriots	88
2. Pittsburgh Steelers	87
3. Tampa Bay Buccaneers	82
4. Indianapolis Colts	81
5. Buffalo Bills	79

POINTS OFF TAKEAWAYS (2019-21)

Team	Points
1. Tampa Bay Buccaneers	331
2. Green Bay Packers	282
3t. Dallas Cowboys	269
3t. Pittsburgh Steelers	269
5. New England Patriots	267

TEAM STRIP SACKS - (2019-21)

Team	SS
1. Arizona Cardinals	30
2. Tampa Bay Buccaneers	26
3. Pittsburgh Steelers	22
4. Philadelphia Eagles	20
5. Four Teams Tied	19

TEAM SACK LEADERS - (2019-21)

Team	Sacks
1. Pittsburgh Steelers	165.0
2. Los Angeles Rams	153.0
3t. Tampa Bay Buccaneers	142.0
3t. New Orleans Saints	142.0
5. Washington Football Team	131.0

TEAM QB HITS LEADERS - (2019-21)

Team	QBH
1. Tampa Bay Buccaneers	352
2. Pittsburgh Steelers	343
3. New Orleans Saints	326
4. Baltimore Ravens	316
5. Philadelphia Eagles	290

TACKLES FOR LOSS - (2019-21)

Team	TFL
1. Pittsburgh Steelers	289
2. Buffalo Bills	263
3. Tampa Bay Buccaneers	262
4. Arizona Cardinals	260
5. San Francisco 49ers	257

ROUGHING UP THE RUN GAME



• Tampa Bay led the NFL in run defense in 2019 & 2020, becoming the first team to accomplish that feat since the Minnesota Vikings (2006-08).

Since Bowles took over in 2019, the Buccaneers lead the NFL in rushing yards per attempt allowed and rushing yards per game allowed.

NFL RUSHING YARDS PER ATTEMPT ALLOWED (2019-21)

Rank	Team	Opp. Rush Avg.
1.	Tampa Bay Buccaneers	3.72
2.	New Orleans Saints	3.92
3.	Los Angeles Rams	3.94
4.	New York Jets	3.99
5.	Indianapolis Colts	4.08

NFL FEWEST RUSH YARDS ALLOWED PER GAME (2019-21)

Rank	Team	Y/G
1.	Tampa Bay Buccaneers	82.5
2.	New Orleans Saints	92.9
3.	Baltimore Ravens	95.3
4.	Indianapolis Colts	99.4
5.	Los Angeles Rams	102.5



WHERE THEY RANKED

BUCCANEERS RANKINGS

CATEGORY	STAT	RANK
TOTAL OFFENSE	405.9	2nd
RUSH OFFENSE	98.4	26th
PASS OFFENSE	307.6	1st
TOTAL DEFENSE	331.5	13th
RUSH DEFENSE	92.5	3rd
PASS DEFENSE	238.9	21st
POINTS SCORED	30.1	2nd
POINTS ALLOWED	20.8	5th
SACKS	47.0	7th
SACKS ALLOWED	23.0	1st
TURNOVER MARGIN	+10	6th



TEAM LEADERS

2021 REGULAR SEASON

RUSHING YARDS	Leonard Fournette (812)
RUSHING TDS	Leonard Fournette (8)
PASSER RATING	Tom Brady (102.1)
PASSING YARDS	Tom Brady (5,316)
PASSING TDS	Tom Brady (43)
RECEPTIONS	Chris Godwin (98)
RECEIVING YARDS	Chris Godwin (1,103)
RECEIVING TDS	Mike Evans (14)
TACKLES	Devin White (128)
SACKS	Shaquil Barrett (10.0)
INTERCEPTIONS	Mike Edwards (3)

NFC RANK

NFL RANK

SHAQUIL BARRETT

Strip Sacks (3)	t-3rd
Fumble Recoveries (2)	t-5th
Quarterback Hits (22)	t-7th
Sacks (10.0)	9th
Forced Fumbles (3)	t-9th

TOM BRADY

Passing Yards (5,316)	1st	1st
Passing Touchdowns (43)	1st	1st
Completions (485)	1st	1st
Passing First Downs (269)	1st	1st
Completions of 20+ Yards (75)	1st	1st
Completions of 25+ Yards (42)	1st	1st
300-Yard Passing Games (9)	1st	t-1st
400-Yard Passing Games (3)	1st	t-1st
Passing TD Percentage (6.0)	5th	5th
Pass TD-INT Ratio (3.58)	5th	6th
Completion Percentage (67.5)	5th	9th
Passer Rating (102.1)	6th	7th
Yards Per Pass Attempt (7.39)	8th	12th

MIKE EVANS

Receiving Touchdowns (14)	2nd	2nd
Receiving First Downs	5th	t-12th
Receptions of 20+ Yards (20)	t-5th	t-6th
Receptions of 25+ Yards (11)	t-7th	t-9th

NFC RANK

NFL RANK

LEONARD FOURNETTE

Rushing Touchdowns (8)	t-4th	t-10th
Scrimmage First Downs (75)	5th	t-9th
Rushing Yards (812)	8th	19th
Rush Yards After Contact (649)	9th	19th
Scrimmage Yards (1,266)	9th	17th
Scrimmage Touchdowns (10)	t-9th	t-14th
Yards Per Rush (4.51)	10th	19th

CHRIS GODWIN

Yards After Catch (586)	4th	6th
Receptions (98)	4th	11th
Receiving First Downs (55)	6th	14th
Receiving Yards (1,103)	7th	15th

RYAN SUCCOP

Extra Points Made (56)	1st	1st
FG Made of 40+ Yards (7)	t-4th	t-13th
Kicking Points (131)	5th	10th
Field Goals Made (25)	t-9th	t-18th

DEVIN WHITE

Solo Tackles (87)	t-6th	t-10th
-------------------	-------	--------

ANTOINE WINFIELD JR.

Fumble Recoveries (3)	t-1st	t-1st
-----------------------	-------	-------



CONNECTIONS

COLLEGE CONNECTIONS



TB S Nolan Turner (2017-21)

IND LB James Skalski (2016-21)



TB RB Ke'Shawn Vaughn (2015-19)

IND DE Dayo Odeyingbo (2018-21)



TB G Luke Goedeke (2018-21)

TB CB Sean Murphy-Bunting (2015-18)

IND T Bernhard Raimann (2018-21)



TB C Robert Hainsey (2017-20)

IND OL Quenton Nelson (2014-17)



TB P Jake Camarda (2018-21)

IND K Rodrigo Blakenship (2016-19)



TB WR Chris Godwin (2014-16)

IND OL Will Fries (2016-20)



TB LB K.J. Britt (2017-20)

TB CB Carlton Davis III (2015-17)

TB CB Jamel Dean (2015-18)

IND OL Braden Smith (2014-17)



TB K Jose Borregales (2016-19)

IND RB D'Vonte Price (2017-21)



TB CB Dee Delaney (2017)

IND DT R.J. McIntosh (2015-17)



TB WR Jaelon Darden (2017-20)

IND T Jordan Murray (2015-18)



TB OLB Elijah Ponder (2018-20)

IND DT Curtis Brooks (2017-21)

IND WR Alec Pierce (2018-21)



TB TE JJ Howland (2017-21)

IND DB Rodney Thomas II (2018-21)

FORMER NFL TEAMMATES

TB OLB Shaquil Barrett (2015-18)



IND RB Phillip Lindsay (2018-20)

TB WR Russell Gage Jr. (2018-21)

TB WR Julio Jones (2011-20)

TB S Keanu Neal (2016-20)

TB DL Deadrin Senat (2018-21)



IND QB Matt Ryan (2008-21)

TB RB Giovani Bernard (2013-20)

TB OL Fred Johnson (2019-21)



IND CB Anthony Chesley (2019)

IND CB Tony Brown (2020)

TB TE Kyle Rudolph (2011-20)



IND DE Ifeadi Odenigbo (2019-20)

TB QB Blaine Gabbert (2014-16)



IND DT DeForest Buckner (2016-19)

TB RB Leonard Fournette (2017-19)

TB T Josh Wells (2014-18)



IND QB Nick Foles (2019)

IND DE Yannick Ngakoue (2016-19)

TB DL Rakeem Nunez-Roches (2015-17)



IND QB Nick Foles (2016)

TB DL Akiem Hicks (2016-21)

TB WR Breshad Perriman (2021)



IND QB Nick Foles (2020-21)

TB QB Blaine Gabbert (2018)

TB S Logan Ryan (2020-21)



IND T Dennis Kelly (2016-20)

TB QB Tom Brady (2000-19)

IND DT Byron Cowart (2019-20)

IND CB Stephon Gilmore (2017-20)

IND LB Brandon King (2015-21)

IND CB Kenny Moore II (2017)





CONNECTIONS

FORMER BUCCANEERS

- Defensive Coordinator **Gus Bradley** served in various roles with the Tampa Bay Buccaneers, including defensive quality control coach (2006) and linebackers coach (2007-08).
- Assistant Linebackers Coach **Cato June** played for the Tampa Bay Buccaneers from 2007-08.
- LS **Luke Rhodes** signed with the Buccaneers in 2016 as an undrafted free agent and joined the team for training camp before being released.

FORMER COLTS

- Senior Advisor to the General Manager **Bruce Arians** (1998-2000, 2012) first served as the quarterbacks coach in his first run with the Colts, and in his return to the team, served as the offensive coordinator before being named interim head coach. In 2012, he led the team to a 9-3 record, earning 2012 AP NFL Coach of the Year honors.
- Assistant Head Coach/Run Game Coordinator **Harold Goodwin** spent one season as the offensive line coach for the Colts in 2012.
- Quarterbacks Coach **Clyde Christensen** was with the Colts from 2002-15, starting as the team's wide receivers coach, and later landing positions as the assistant head coach, offensive coordinator and quarterbacks coach.
- Offensive Line Coach **Joe Gilbert** spent six seasons as an offensive line coach for Indianapolis (2012-17).
- Senior Offensive Assistant **Tom Moore** was a longtime offensive coordinator for the Colts from 1998-2010.

INDIANA TIES

- Assistant Strength & Conditioning Coach **Cory Bichey** played four collegiate seasons as an offensive lineman at Indiana State (2008-12).

FLORIDA TIES

- DT **Byron Cowart** is a Tampa native.
- RB **D'Vonte Price** is a Punta Gorda native.
- CB **Isaiah Rodgers** is a Tampa native and attended Blake High School.

PLAYER/COACH CONNECTIONS

- QB **Blaine Gabbert** (2011-13) and T **Josh Wells** (2014-18) played under Colts Defensive Coordinator **Gus Bradley** while Bradley was the head coach for the Jacksonville Jaguars (2013-16).
- DL **Akiem Hicks** (2016-21) played under Colts Senior Defensive Assistant **John Fox** while Fox was the head coach for the Chicago Bears (2015-17).
- OLB **Carl Nassib** (2020-21) played under Colts Linebackers Coach **Richard Smith** (2021) while Smith was the linebackers coach for the Las Vegas Raiders.

COACHING CONNECTIONS

- Colts Head Coach **Frank Reich** (2008-2011) worked alongside Buccaneers Quarterbacks Coach **Clyde Christensen** (2002-15) and Senior Offensive Assistant **Tom Moore** (1998-2010) when he began his NFL coaching career with the Colts.
- Assistant Head Coach/Run Game Coordinator **Harold Goodwin** (2007-11) served as an offensive assistant for the Pittsburgh Steelers while Colts Running Backs Coach **Scottie Montgomery** (2010-12) was the team's wide receivers coach.



ROSTER BREAKDOWN

PRO BOWL BUCCANEERS

Tom Brady (15)	2001, 2004, 2005, 2007, 2009, 2010, 2011, 2012, 2013, 2014, 2015, 2016, 2017, 2018, 2021
Julio Jones (7)	2012, 2014, 2015, 2016 2017, 2018, 2019
Mike Evans (4)	2016, 2018, 2019, 2021
Shaquil Barrett (2)	2019, 2021
Kyle Rudolph (2)	2012, 2017
Lavonte David (1)	2015
Chris Godwin (1)	2019
Akiem Hicks (1)	2018
Ryan Jensen (1)	2021
Keanu Neal (1)	2017
Vita Vea (1)	2021
Devin White (1)	2021
Antoine Winfield Jr. (1)	2021
Tristan Wirfs (1)	2021

QUICK FACTS

Oldest	QB, Tom Brady , 45, Born 8/3/77
Youngest	DL Logan Hall , 22, Born 4/22/00
Tallest	OL F. Johnson & OLBs C. Nassib & A. Nelson , 6'7
Shortest	WR Jaelon Darden & WR Deven Thompson , 5'8
Heaviest	NT Vita Vea , 347 lbs
Lightest	WR Deven Thompson , 155 lbs
Most Seasons as a Buccaneer	LB Lavonte David , 11
Most NFL Seasons	QB Tom Brady , 23

FIRST ROUND PEDIGREE

Round (Pick)	Player	Team	Year
1 (6)	Julio Jones	Atlanta Falcons	2011
1 (10)	Blaine Gabbert	Jacksonville Jaguars	2011
1 (7)	Mike Evans	Tampa Bay Buccaneers	2014
1 (17)	Keanu Neal	Atlanta Falcons	2016
1 (4)	Leonard Fournette	Jacksonville Jaguars	2017
1 (12)	Vita Vea	Tampa Bay Buccaneers	2018
1 (5)	Devin White	Tampa Bay Buccaneers	2019
1 (13)	Tristan Wirfs	Tampa Bay Buccaneers	2020
1 (32)	Joe Tryon-Shoyinka	Tampa Bay Buccaneers	2021

BY COLLEGE

LSU	LSU	6
W	Washington	4
AU	Auburn	3
FL	Florida	3
M	Minnesota	3
PS	Penn State	3
R	Rutgers	3

BY CONFERENCE

SEC	SEC	20
BIG	BigTen	14
ACC	ACC	7
A	AAC	7
PAC12	PAC-12	6

BY STATE

FL	Florida	11
TX	Texas	9
GA	Georgia	6





HC TODD BOWLES

CAREER HIGHLIGHTS

- X Named 2014 Assistant Coach of the Year by the Pro Football Writers Association and the Associated Press.
- X The architect of Tampa Bay's Super Bowl LV-winning defense during the 2020 NFL season.
- X Bowles' defenses have finished inside the top five in fewest yards per play five times (2013, 2015, 2019, 2020, 2021).
- X Placing a heavy emphasis on stopping the run, Bowles' defenses have led the NFL in fewest rushing yards allowed per game three times (2014, 2019, 2020).
- X 23 different players have earned Pro Bowl selections with Bowles as their position coach, defensive coordinator or head coach.
- X Enjoyed an eight-year career as an NFL defensive back, playing for Washington (1986-1990, 1992-93) and the San Francisco 49ers.
- X Started 12 games and contributed four interceptions for a Washington team that won Super Bowl XXII.

**ACCOUNTABILITY
BREEDS
RESPONSIBILITY**



COACHING CAPSULE

23rd NFL Season (5th as Head Coach)
Buccaneers Head Coach: 1st Year

Regular Season Record: 26-41 (.388)

Miami Dolphins: 2-1 (.667)*

New York Jets: 24-40 (.375)

Tampa Bay Buccaneers: 0-0 (---)
















Postseason Record: 0-0 (---)

*Interim Head Coach

TAMPA BAY BUCCANEERS

- X Spent three seasons as Tampa Bay's defensive coordinator (2019-21) prior to being promoted to head coach on March 30, 2022.
- X Executed a historic defensive performance in Super Bowl LV, in which the Buccaneers held the Kansas City Chiefs to just nine points and without a touchdown.
- X Bowles has coached five different Buccaneers to Pro Bowl selections: Shaquil Barrett (2019, 2021), Jason Pierre-Paul (2020), Vita Vea (2021), Devin White (2021) and Antoine Winfield Jr. (2021).
- X Led the NFL's top run defense in back-to-back seasons from 2019-20.
- X In his three seasons as defensive coordinator, Tampa Bay ranked first in fewest rushing yards allowed per game (82.5), first in fewest rushing yards per attempt (3.72), first in quarterback hits (352), first in fumble recoveries (37), first in passes defended (241), second in strip sacks (26), third in tackles for loss (262), third in takeaways (82), third in sacks (142), fourth in forced fumbles (52), tied for fourth in defensive touchdowns (nine), fifth in fewest yards per play allowed (5.13) and fifth in passing yards per attempt allowed (6.78).

TODD BOWLES AT A GLANCE

	2022-2019-21	Head Coach Defensive Coordinator		1998-99	Defensive Coordinator/DBs
	2015-18	Head Coach		1997	Defensive Coordinator/Secondary
	2013-14	Defensive Coordinator		1995-96	College Scouting Assistant
	2012	Secondary/Interim Defensive Coordinator		1992-93	Player
	2011 2008-11	Interim Head Coach Asst. Head Coach/Secondary		1991	Player
	2005-07	Defensive Backs		1986-90	Player
	2004 2001-03	Secondary Nickel Package		1982-85	Player
	2000	Defensive Backs			



ASSISTANT COACHES

2022 TAMPA BAY BUCCANEERS COACHING STAFF



Assistant Head Coach/Run Game Coordinator **Harold Goodwin**

- **Experience:** 18th Year NFL, 4th Year Buccaneers
- **Notes:** Leonard Fournette finished 10th among all running backs in scrimmage yards and fifth in total first downs among running backs.
- **Gameday Location:** Sideline



Offensive Coordinator **Byron Leftwich**

- **Experience:** 6th Year NFL, 4th Year Buccaneers
- **Notes:** In 2021, the Buccaneers led the NFL with 307.6 passing yards per game and 43 passing touchdowns.
- **Gameday Location:** Sideline



Quarterbacks Coach **Clyde Christensen**

- **Experience:** 27th Year NFL, 4th Year Buccaneers
- **Notes:** In 2021, Tom Brady became just the third player in NFL history to lead the league in passing yards, touchdowns, completions and attempts.
- **Gameday Location:** Coaches Booth



Senior Offensive Assistant **Rick Christophel**

- **Experience:** 9th Year NFL, 4th Year Buccaneers
- **Notes:** Rob Gronkowski recorded 66.8 receiving yards per game in 2021, which ranked as the third-best mark by a tight end last season.
- **Gameday Location:** Sideline



Wide Receivers Coach **Kevin Garver**

- **Experience:** 10th Year NFL, 4th Year Buccaneers
- **Notes:** WR Chris Godwin recorded 98 receptions in 2021, the second-most single-season receptions in Buccaneers team history.
- **Gameday Location:** Sideline



Offensive Line Coach **Joe Gilbert**

- **Experience:** 10th Year NFL, 4th Year Buccaneers
- **Notes:** Since the start of the 2020 season, the Buccaneers offensive line ranks first in the NFL, allowing sacks on just 3.2 percent of passing attempts.
- **Gameday Location:** Coaches Booth



Assistant Wide Receivers Coach **Thaddeus Lewis**

- **Experience:** 3rd Year NFL, 3rd Year Buccaneers
- **Notes:** Chris Godwin set a new single-game franchise record with a career high 15 receptions in Tampa Bay's Week 13 win at Atlanta in 2021.
- **Gameday Location:** Coaches Booth



Offensive Quality Control Coach **Jeff Kastl**

- **Experience:** 1st Year NFL, 1st Year Buccaneers
- **Notes:** Kastl joins Tampa Bay for his first NFL season after previously coaching at the collegiate level for 15 years.
- **Gameday Location:** Coaches Booth



Running Backs Coach **Todd McNair**

- **Experience:** 7th Year NFL, 4th Year Buccaneers
- **Notes:** Leonard Fournette recorded four total touchdowns in Week 12 at Indianapolis last season, tying the franchise's single-game touchdown record.
- **Gameday Location:** Sideline



Assistant Coach **Tom Moore**

- **Experience:** 43rd Year NFL, 4th Year Buccaneers
- **Notes:** Under Moore's guidance, four different quarterbacks have led the league in passing yards.
- **Gameday Location:** Sideline



Tight Ends Coach **John Van Dam**

- **Experience:** 4th Year NFL, 4th Year Buccaneers
- **Notes:** Rob Gronkowski had seven receptions for 137 yards in the Week 18 vs. Carolina in 2021, marking the second-most receiving yards by a tight end in team history.
- **Gameday Location:** Sideline





ASSISTANT COACHES

2022 TAMPA BAY BUCCANEERS COACHING STAFF



Pass Game Coordinator/Inside LBs Coach **Larry Foote**
• **Experience:** 8th Year NFL, 4th Year Buccaneers
• **Notes:** Shaquil Barrett ranks third in the NFL with 37.5 sacks since joining the Buccaneers in 2019 and ranks first in strip sacks (11) during that span.
• **Gameday Location:** Sideline



Run Game Coordinator/DL Coach **Kacy Rodgers**
• **Experience:** 16th Year NFL, 4th Year Buccaneers
• **Notes:** William Gholston had a career high 2.5 sacks in Week 16 vs. Carolina last season to go along with three quarterback hits and two tackles for loss.
• **Gameday Location:** Sideline



Assistant Secondary Coach **Tim Atkins**
• **Experience:** 13th Year NFL, 4th Year Buccaneers
• **Notes:** Devin White is 1-of-6 players since 1982 with 300+ tackles and 15.0+ sacks through three seasons.
• **Gameday Location:** Coaches Booth



Defensive Quality Control Coach **Joey Fitzgerald**
• **Experience:** 1st Year NFL, 1st Year Buccaneers
• **Notes:** Fitzgerald joins Tampa Bay after spending the 2021 season as the quarterbacks coach at Northwestern State University.
• **Gameday Location:** Coaches Booth



Assistant Defensive Line Coach **Lori Locust**
• **Experience:** 4th Year NFL, 4th Year Buccaneers
• **Notes:** Ndamukong Suh and Vita Vea each recorded multiple sacks in Week 13 win at Atlanta last season while Suh finished t-7th among DT with 6.0 sacks in 2021.
• **Gameday Location:** Coaches Booth



Safeties Coach **Nick Rapone**
• **Experience:** 9th Year NFL, 4th Year Buccaneers
• **Notes:** S Mike Edwards became one of just three players in team history to return multiple interceptions for touchdowns in the same game (9/19/21 vs. ATL).
• **Gameday Location:** Coaches Booth



Cornerbacks Coach **Kevin Ross**
• **Experience:** 16th Year NFL, 4th Year Buccaneers
• **Notes:** CB Carlton Davis III leads the NFL with 48 passes defended since Kevin Ross joined the Tampa Bay coaching staff in 2019.
• **Gameday Location:** Sideline



Outside Linebackers Coach **Bob Sanders**
• **Experience:** 18th Year NFL, 1st Year Buccaneers
• **Notes:** In his last NFL coaching stint, Sanders coached Chandler Jones to a league-leading 17.0 sacks during the 2017 NFL season, earning first-team All-Pro honors.
• **Gameday Location:** Sideline



Special Teams Coordinator **Keith Armstrong**
• **Experience:** 29th Year NFL, 4th Year Buccaneers
• **Notes:** Bradley Pinion finished the 2021 season tied for 10th in the NFL in punts pinned inside the 10-yard line, with nine such punts.
• **Gameday Location:** Sideline



Specialist Coach **Chris Boniol**
• **Experience:** 9th Year NFL, 4th Year Buccaneers
• **Notes:** K Ryan Succop ranks sixth in team history in kicking points (267) and owns the franchise record for field goal percentage (.869).
• **Gameday Location:** Sideline



Defensive/Special Teams Assistant **Keith Tandy**
• **Experience:** 3rd Year NFL, 3rd Year Buccaneers
• **Notes:** Jaelon Darden's 43-yard punt return in Week 7 was the eighth-longest punt return by any player during the 2021 NFL season.
• **Gameday Location:** Coaches Booth



FRANK REICH



Frank Reich is in his fifth season as head coach of the Indianapolis Colts, having been named head coach on February 11, 2018.

Reich has 30 years of NFL experience both as a player (1985–1998) and a coach (2006–Present). He previously spent six years on the Indianapolis coaching staff from 2006–2011.

Reich has led the Colts to the playoffs in two of his first four seasons at the helm and ranks second in winning percentage among head coaches who were hired since 2018.

FRANK REICH AT A GLANCE

- Last season, the Colts compiled a 9–8 record under Reich, finishing at the league's No. 2 rushing offense behind the NFL's scrimmage yards leader, Jonathan Taylor (2,171). Reich's offense also featured a 1,000-yard receiver, Michael Pittman Jr., marking the first time the team had both a 1,000-yard rusher and a 1,000-yard receiver since 2016.
- In 2020, Reich led Indianapolis to an 11–5 record and a playoff berth. The Colts were one of just four teams to finish in the top 10 in both overall defense (eighth) and offense (10th) in 2020.
- The Colts finished in the top 10 in run defense in three consecutive seasons under Reich from 2018–20, marking the first time the team has accomplished that feat since 1975–77.
- During his first season as head coach in 2018, the Colts began the season 1–5 before winning nine of their last 10 games to become just the third team in NFL history to start a season 1–5 and make it to the playoffs. The 2018 Colts were only the second team in league history to win a playoff game after starting 1–5.
- He is one of three coaches in Colts history to win a playoff game in his first season and was named the AFC Coach of the Year in 2018 by the NFL 101 Awards.
- Reich spent the 2016–17 seasons as offensive coordinator for the Philadelphia Eagles, playing an instrumental role in the team's Super Bowl LII championship season.
- Reich assisted with the development of 2016 first round (No. 2 overall) pick Carson Wentz in Philadelphia before reuniting with Wentz in Indianapolis.
- Prior to Philadelphia, Reich spent three seasons with the San Diego Chargers from 2013–15, working closely with Philip Rivers.
- He spent his first six seasons as an assistant coach with the Colts from 2006–11 before coaching one year in Arizona (2012).
- Reich enjoyed a 14-year playing career with the Buffalo Bills, Carolina Panthers, New York Jets and Detroit Lions after being selected by the Bills in the third round (No. 57 overall) of the 1985 NFL Draft.
- Including postseason, Reich played in 129 career games, making 22 starts, completing 575-of-1,036 passes for 6,858 yards and 47 touchdowns.
- A native of Freeport, N.Y., Reich attended Cedar Crest High School in Lebanon, Pa., before playing collegiately at Marlyand.

FRANK REICH COACHING CAPSULE

Coaching Years in NFL: 17th year (5th as Head Coach)

Colts Head Coach: 5th year

Regular Season Record: 37–28–0 (.569)

Postseason Record: 1–2 (.333)

INDIANAPOLIS COLTS ASSISTANT COACHES

Offensive Coordinator.....	Marcus Brady
Defensive Coordinator.....	Gus Bradley
Special Teams Coordinator	Bubba Ventrone
Tight Ends.....	Klayton Adams
Offensive Quality Control	Brian Bratton
Pass Game Specialist/Assistant Quarterbacks.....	Parks Frazier
Senior Defensive Assistant	John Fox
Assistant Special Teams.....	Joe Hastings
Assistant Linebackers	Cato June
Assistant Offensive Line	Kevin Mawae
Quarterbacks.....	Scott Milanovich
Defensive Backs.....	Ron Milus
Assistant Defensive Backs.....	Mike Mitchell
Running Backs	Scottie Montgomery
Defensive Line	Nate Ollie
Assistant Defensive Line	Matt Raich
Linebackers	Richard Smith
Offensive Line	Chris Strausser
Wide Receivers.....	Reggie Wayne

0-2

RECORD VS. TAMPA BAY

0-1

RECORD VS. TODD BOWLES

2-1

TODD BOWLES VS. INDIANAPOLIS

PRESEASON WEEK 3 VS. INDIANAPOLIS



GM JASON LIGHT



10

**PWFA ALL-ROOKIE
SELECTIONS DRAFTED BY
LIGHT FOR TAMPA BAY**

13

**CURRENT PRO BOWL
BUCCANEERS THAT WERE
EITHER DRAFTED OR
ACQUIRED BY LIGHT**

DEVELOPING THROUGH THE DRAFT

NOTABLE DRAFT SELECTIONS

Mike Evans	2014 (Round 1, No. 7 Overall)
Donovan Smith	2015 (Round 2, No. 34 Overall)
Ali Marpet	2015 (Round 2, No. 61 Overall)
Chris Godwin	2017 (Round 3, No. 84 Overall)
Vita Vea.....	2018 (Round 1, No. 12 Overall)
Carlton Davis III	2018 (Round 2, No. 63 Overall)
Jordan Whitehead	2018 (Round 4, No. 117 Overall)
Devin White	2019 (Round 1, No. 5 Overall)
Sean Murphy-Bunting.....	2019 (Round 2, No. 39 Overall)
Jamel Dean.....	2019 (Round 3, No. 94 Overall)
Scotty Miller	2019 (Round 6, No. 208 Overall)
Tristan Wirfs.....	2020 (Round 1, No. 13 Overall)
Antoine Winfield Jr.	2020 (Round 2, No. 45 Overall)



MAKING THE MOST OF THE MARKET

NOTABLE FREE AGENT/TRADE ACQUISITIONS

Jason Pierre-Paul	2018 (Trade)
Ryan Jensen.....	2018 (Free Agent)
Shaquil Barrett.....	2019 (Free Agent)
Ndamukong Suh	2019 (Free Agent)
Tom Brady	2020 (Free Agent)
Rob Gronkowski	2020 (Trade)
Leonard Fournette	2020 (Free Agent)
Russell Gage Jr.....	2022 (Free Agent)
Akiem Hicks.....	2022 (Free Agent)
Julio Jones	2022 (Free Agent)
Shaq Mason	2022 (Trade)
Keanu Neal	2022 (Free Agent)
Logan Ryan	2022 (Free Agent)
Kyle Rudolph	2022 (Free Agent)





2022 DRAFT CLASS



ROUND 2 - DL LOGAN HALL

Draft Selection Round 2, No. 33 Overall

College Career at Houston (2018-21):

Games Played	46
Tackles	99
Tackles for Loss	20.5
Sacks	8.0
First-Team All-AAC	2021



ROUND 2 - OL LUKE GOEDEKE

Draft Selection Round 2, No. 57 Overall

College Career at Central Michigan (2018-21):

Games Played	24
Games Started	24
First-Team All-MAC	2021
Previous School	Wisconsin Stevens-Point (2017)



ROUND 3 - RB RACHAAD WHITE

Draft Selection Round 3, No. 91 Overall

College Career at Arizona State (2020-21):

Rushing Yards	1,426
Rushing Touchdowns	20
Second-Team All-Pac-12	2021
All-Pac-12 Honorable Mention	2020
Previous School	Mt. San Antonio Calif. College (2018-19)



ROUND 4 - TE CADE OTTON

Draft Selection Round 4, No. 106 Overall

College Career at Washington (2017-21):

Games Played	39
Receptions	91
Receiving Yards	1,026
Receiving Touchdowns	9
First-Team All-Pac-12	2020





2022 DRAFT CLASS



ROUND 4 - P JAKE CAMARDA

Draft Selection..... Round 4, No. 133 Overall

College Career at Georgia (2018-21):

Games Played.....	53
Career Punting Average....	45.8 yds/att. (School Record)
First-Team All-SEC	2020, 2021
SEC Special Teams Player of the Year	2020
Third-Team All-America	2020



ROUND 5 - CB ZYON MCCOLLUM

Draft Selection.....Round 5, No. 157 Overall

College Career at Sam Houston State (2017-21):

Games Played.....	56
Passes Defensed	54
Interceptions.....	13
Third-Team All-America	2021
First-Team All-Conference	2020, 2021



ROUND 6 - TE KO KIEFT

Draft Selection.....Round 6, No. 218 Overall

College Career at Minnesota (2017-21):

Games Played.....	49
Receptions.....	12
Receiving Yards	166
Receiving Touchdowns.....	2
All-Big Ten Honorable Mention	2021




ROUND 7 - OLB ANDRE ANTHONY

Draft Selection..... Round 7, No. 258 Overall




College Career at LSU (2017-21):

Games Played.....	35
Games Started	16
Tackles.....	55
Tackles for Loss.....	11
Sacks.....	10.5





**TAMPA BAY
BUCCANEERS
OFFENSIVE PLAYER
PAGES**





TOM BRADY

DOMINANCE OVER THE DECADES

BEST WIN % IN SUPER BOWL ERA

(Since 1966, Min. 75 QB Starts, Regular Season Only)

Quarterback (Team)	W	L	T	Win %
1. Tom Brady (NE/TB)	243	73	0	.769
2. Roger Staubach (DAL)	85	29	0	.746
3. Joe Montana (SF/KC)	117	47	0	.713

BEST WIN % AMONG ACTIVE QBs

(Min. 50 Starts, Regular Season Only)

Quarterback (Team)	W	L	T	Win %
1. Patrick Mahomes (KC)	50	13	0	.794
2. Tom Brady (NE/TB)	243	73	0	.769
3. Aaron Rodgers (GB)	139	66	1	.677
4. Russell Wilson (DEN)	104	53	1	.661
5. Josh Allen (BUF)	39	21	0	.650

CAREER WINS BY A STARTING QB

(Includes Postseason)

Quarterback	Total Wins	Reg.	Post
1. Tom Brady	278	243	35
2. Peyton Manning	200	186	14
3. Brett Favre	199	186	13
4. Drew Brees	181	172	9
5. Ben Roethlisberger	178	165	13

ALL-TIME CAREER WINS

Player (Years)	Reg. Season Wins
1. Tom Brady (2000-Present)	243
2. Adam Vinatieri (1996-2019)	221
3. George Blanda (1949-75)	209
4. Gary Anderson (1982-2004)	201
5. Jerry Rice (1985-2004)	194

MOST QB WINS AFTER TURNING 40

Quarterback	Reg. Season Wins
1. Tom Brady	60
2. Drew Brees	17
3. Brett Favre	13
4. Warren Moon	11
5. Vinny Testaverde	8

GAME-WINNING DRIVES

(Regular Season, 4th Quarter + Overtime)

Player	Game-Winning Drives
1. Peyton Manning	54
2t. Tom Brady	53
2t. Drew Brees	53
2t. Ben Roethlisberger	53
5. Dan Marino	47

COMEBACK WINS (10+ POINT DEFICIT)

(Regular Season + Playoffs)

Player	Comeback Wins
1. Tom Brady	39
2. Drew Brees	27
3. Peyton Manning	26
4. Ben Roethlisberger	22
5. Eli Manning	20



ONLY PLAYER IN NFL HISTORY WITH
SEVEN SUPER BOWL WINS

18 DIVISION TITLES
(NFL RECORD)

15 PRO BOWL SELECTIONS
(NFL RECORD)

11 PLAYER OF THE MONTH AWARDS
(NFL RECORD)



TOM BRADY



90

DIFFERENT CAREER TOUCHDOWN TARGETS

TD RECEPTION LEADERS FROM BRADY

Rob Gronkowski	90
Randy Moss	39
Julian Edelman	36
Wes Welker	34
Mike Evans.....	26
James White.....	24
Deion Branch	24

CAREER PASSING YARDS LEADERS

Player	Passing Yards
1. Tom Brady	84,520
2. Drew Brees	80,358
3. Peyton Manning	71,940
4. Brett Favre	71,838
5. Ben Roethlisberger	64,088

CAREER PASSING TD LEADERS

Player	Passing TD
1. Tom Brady	624
2. Drew Brees	571
3. Peyton Manning	539
4. Brett Favre	508
5. Aaron Rodgers	449

CAREER PASSING TD/INT RATIO

(Minimum 2,500 Career Passing Attempts)

Player	TD-INT Ratio
1. Aaron Rodgers	4.83
2. Russell Wilson	3.36
3. Tom Brady	3.07
4. Dak Prescott	2.86
5. Carson Wentz	2.46

LOWEST CAREER INT. PERCENTAGE

(Minimum 2,500 Career Passing Attempts)

Player	INT %
1. Aaron Rodgers	1.3
2. Dak Prescott	1.7
3. Tom Brady	1.8
4. Russell Wilson	1.8
5. Carson Wentz	1.9

CAREER GAMES WITH 3+ TD, 0 INT

Player	3+ TD, 0 INT Games
1. Tom Brady	66
2. Aaron Rodgers	62
3. Drew Brees	56
4. Peyton Manning	51
5. Brett Favre	36

SEASONS WITH 30 TD, 10-OR-LESS INT

Player	Total Seasons
1. Aaron Rodgers	8
2. Tom Brady	6
3t. Peyton Manning	3
3t. Tony Romo	3
3t. Russell Wilson	3

CAREER 20-TOUCHDOWN SEASONS

Player	Total Seasons
1. Tom Brady	19
2. Drew Brees	17
3. Peyton Manning	16
4t. Philip Rivers	15
4t. Brett Favre	15

CAREER 4,000-YARD PASSING SEASONS

Player	Total Seasons
1. Peyton Manning	14
2. Tom Brady	13
3t. Drew Brees	12
3t. Philip Rivers	12
5t. Aaron Rodgers/Matt Ryan	10

CAREER 300-YARD PASSING GAMES

Player	Total Games
1. Drew Brees	123
2. Tom Brady	108
3. Peyton Manning	93
4t. Philip Rivers	73
4t. Matt Ryan	73

CAREER COMPLETIONS

Player	Completions
1. Tom Brady	7,263
2. Drew Brees	7,142
3. Brett Favre	6,300
4. Peyton Manning	6,125
5. Ben Roethlisberger	5,440



TOM BRADY

ALL-TIME SINGLE SEASON MARKS



485

COMPLETIONS
IN 2021 -
MOST IN NFL
HISTORY

SINGLE SEASON PASSING YARDS

Player (Season, Team)	Yards
1. Peyton Manning (2013, DEN)	5,477
2. Drew Brees (2011, NO)	5,476
3. Tom Brady (2021, TB)	5,316
4. Tom Brady (2011, NE)	5,235
5. Drew Brees (2016, NO)	5,208

SINGLE SEASON PASSING TOUCHDOWNS

Player (Season, Team)	TD
1. Peyton Manning (2013, DEN)	55
2t. Tom Brady (2007, NE)	50
2t. Patrick Mahomes (2018, KC)	50
4. Peyton Manning (2004, IND)	49
5t. Dan Marino (1984, MIA)	48
5t. Aaron Rodgers (2020, GB)	48
7. Drew Brees (2011, NO)	46
8. Aaron Rodgers (2011, GB)	45
9. Dan Marino (1986, MIA)	44
10t. Tom Brady (2021, TB)	43
10t. Drew Brees (2012, NO)	43

SINGLE SEASON 350+ YARD PASSING GAMES

Player (Season, Team)	Games
1t. Drew Brees (2011, NO)	8
1t. Peyton Manning (2013, DEN)	8
3t. Tom Brady (2021, TB)	7
3t. Andrew Luck (2014, IND)	7
3t. Matt Ryan (2018, ATL)	7

SINGLE POSTSEASON PASSING TD

Player (Season, Team)	TD
1t. Joe Flacco (2012, BAL)	11
1t. Patrick Mahomes (2021, KC)	11
1t. Joe Montana (1989, SF)	11
1t. Kurt Warner (2008, ARI)	11
5t. Tom Brady (2020, TB)	10
5t. Tom Brady (2014, NE)	10
5t. Patrick Mahomes (2019, KC)	10

SINGLE SEASON COMPLETIONS

Player (Season, Team)	Comp.
1. Tom Brady (2021, TB)	485
2. Drew Brees (2016, NO)	471
3. Drew Brees (2011, NO)	468
4. Drew Brees (2014, NO)	456
5. Ben Roethlisberger (2018, PIT)	452

SINGLE SEASON TD/INT RATIO

Player (Season, Team)	Ratio
1. Tom Brady (2016, NE)	14.0
2. Nick Foles (2013, PHI)	13.5
3. Aaron Rodgers (2018, GB)	12.5
4. Aaron Rodgers (2020, GB)	9.6
5. Aaron Rodgers (2021, GB)	9.3
6. Tom Brady (2010, NE)	9.0
7. Aaron Rodgers (2014, GB)	7.6
8. Aaron Rodgers (2011, GB)	7.5
9. Drew Brees (2019, NO)	6.8
10. Aaron Rodgers (2019, GB)	6.5

SINGLE SEASON 4+ PASSING TD GAMES

Player (Season, Team)	Games
1. Peyton Manning (2013, DEN)	9
2t. Patrick Mahomes (2018, KC)	7
2t. Aaron Rodgers (2020, GB)	7
4t. Tom Brady (2021, TB)	6
4t. Peyton Manning (2004, IND)	6
4t. Dan Marino (1984, MIA)	6

SINGLE POSTSEASON PASSING YARDS

Player (Season, Team)	Yards
1. Eli Manning (2011, NYG)	1,219
2. Kurt Warner (2008, ARI)	1,147
3. Joe Flacco (2012, BAL)	1,140
4. Tom Brady (2016, NE)	1,137
5. Tom Brady (2017, NE)	1,132
6. Aaron Rodgers (2010, GB)	1,094
7. Kurt Warner (1999, STL)	1,063
8. Tom Brady (2020, TB)	1,061
9. Patrick Mahomes (2021, KC)	1,057
10. Peyton Manning (2006, IND)	1,034



TOM BRADY

A SEASON FOR THE RECORD BOOKS

1 OF 3

PLAYERS SINCE 1991 TO LEAD THE NFL IN PASSING YARDS, TOUCHDOWNS, COMPLETIONS & ATTEMPTS IN A SEASON (P. MANNING 2013, D. BREES 2008).



PASSING TD LEADERS - 2021

Player (Team)	TD
1. Tom Brady (TB)	43
2. Matthew Stafford (LAR)	41
3. Justin Herbert (LAC)	38
4t. Patrick Mahomes (KC)	37
4t. Aaron Rodgers (GB)	37
4t. Dak Prescott (DAL)	37

PASSING YARDS LEADERS - 2021

Player (Team)	Yards
1. Tom Brady (TB)	5,316
2. Justin Herbert (LAC)	5,014
3. Matthew Stafford (LAR)	4,886
4. Patrick Mahomes (KC)	4,839
5. Derek Carr (LV)	4,804

PASSING YARDS LEADERS - 2021

Player (Team)	Yards
1. Tom Brady (TB)	5,316
2. Justin Herbert (LAC)	5,014
3. Matthew Stafford (LAR)	4,886
4. Patrick Mahomes (KC)	4,839
5. Derek Carr (LV)	4,804

PASSING FIRST DOWN LEADERS - 2021

Player (Team)	First Downs
1. Tom Brady (TB)	269
2. Patrick Mahomes (KC)	260
3. Justin Herbert (LAC)	256
4. Josh Allen (BUF)	234
5. Matthew Stafford (LAR)	233

PASSER RATING LEADERS - 2021

Player (Team)	Rating
1. Aaron Rodgers (GB)	111.9
2. Joe Burrow (CIN)	108.3
3. Dak Prescott (DAL)	104.2
4. Kirk Cousins (MIN)	103.1
5. Russell Wilson (SEA)	103.1
6. Matthew Stafford (LAR)	102.9
7. Tom Brady (TB)	102.1
8. Kyler Murray (ARI)	100.6
9. Jimmy Garoppolo (SF)	98.7
10. Patrick Mahomes (KC)	98.5

TOUCHDOWN-TO-INT RATIO - 2021

Player (Team)	Ratio
1. Aaron Rodgers (GB)	9.25
2. Kirk Cousins (MIN)	4.71
3. Russell Wilson (SEA)	4.17
4. Carson Wentz (IND)	3.86
5. Dak Prescott (DAL)	3.70
6. Tom Brady (TB)	3.58
7. Patrick Mahomes (KC)	2.85
8. Teddy Bridgewater (DEN)	2.57
9. Justin Herbert (LAC)	2.53
10. Joe Burrow (CIN)	2.43

GAMES WITH 300+ YDS, 2+ PASS TD

Player (Team)	Games
1. Tom Brady (TB)	8
2t. Josh Allen (BUF)	6
2t. Justin Herbert (LAC)	6
2t. Matthew Stafford (LAR)	6
5. Five Players Tied	5

COMPLETIONS LEADERS - 2021

Player (Team)	Comp.
1. Tom Brady (TB)	485
2. Justin Herbert (LAC)	443
3. Patrick Mahomes (KC)	436
4. Derek Carr (LV)	428
5. Dak Prescott (DAL)	410



PRESEASON WEEK 3 VS. INDIANAPOLIS



TOM BRADY

TAMPA TOM - LEAVING A LEGACY



.727

WIN PERCENTAGE -
1ST IN TEAM
HISTORY

ALL-TIME PASSING TD - TEAM HISTORY

Player (Seasons)	TD
1. Jameis Winston (2015-19)	121
2. Tom Brady (2000-21)	83
3. Josh Freeman (2009-13)	80
4. Vinny Testaverde (1987-92)	77
5. Doug Williams (1978-82)	73

ALL-TIME PASSING YDS - TEAM HISTORY

Player (Seasons)	Yards
1. Jameis Winston (2015-19)	19,737
2. Vinny Testaverde (1987-92)	14,820
3. Josh Freeman (2009-13)	13,354
4. Trent Dilfer (1994-99)	12,969
5. Doug Williams (1978-82)	12,648
6. Brad Johnson (2001-04)	10,940
7. Tom Brady (2000-21)	9,949
8. Steve DeBerg (1984-93)	9,439
9. Craig Erickson (1992-94)	6,094
10. Jeff Garcia (2007-08)	5,152

SINGLE SEASON PASS YDS - TEAM HISTORY

Player (Season)	Yards
1. Tom Brady (2021)	5,316
2. Jameis Winston (2019)	5,109
3. Tom Brady (2020)	4,633
4. Jameis Winston (2016)	4,090
5. Josh Freeman (2012)	4,065

SINGLE SEASON PASS TD - TEAM HISTORY

Player (Season)	TD
1t. Tom Brady (2021)	43
1t. Tom Brady (2020)	40
3. Jameis Winston (2019)	33
4. Jameis Winston (2016)	28
5. Josh Freeman (2012)	27

CAREER PASSER RTG - TEAM HISTORY

Player (Seasons)	Rating
1. Tom Brady (2000-21)	102.1
2. Ryan Fitzpatrick (2017-18)	94.7
3. Jeff Garcia (2007-08)	92.2
4. Jameis Winston (2015-19)	86.9
5. Brian Griese (2004-05)	85.5



PLAYOFF RECORDS

Games Played (6).....	1st among QB
Passing Touchdowns (13)	1st
Passing Yards (1,661)	1st
QB Wins (5).....	1st
Passer Rating (94.9)	1st
Touchdown/INT Ratio (3.25)	1st



MIKE EVANS

1 OF 1

THE ONLY RECEIVER IN NFL HISTORY WITH **1,000+** RECEIVING YARDS IN **EACH** OF HIS FIRST **EIGHT** SEASONS, SURPASSING HALL OF FAMER RANDY MOSS (6 SEASONS)

MIKE EVANS | **RANDY MOSS**



CAREER REC. TD LEADERS - ACTIVE

Player (Current Team)	TD
1. Mike Evans (TB)	75
2. Davante Adams (LV)	73
3. DeAndre Hopkins (ARI)	68
4. A.J. Green (ARI)	68
5. Julio Jones (TB)	61

NFL RECEIVING YDS LEADERS (2014-22)

Player (Current Team)	Yards
1. Julio Jones (TB)	10,593
2. DeAndre Hopkins (ARI)	9,779
3. Mike Evans (TB)	9,301
4. Travis Kelce (KC)	9,006
5. Antonio Brown (Free Agent)	8,730

CAREER YARDS/RECEPTION

(Active Players - min. 250 receptions)

Player (Current Team)	Y/R
1. Josh Gordon (KC)	17.0
2. Mike Evans (TB)	15.4
3. Julio Jones (TB)	15.2
4. A.J. Green (ARI)	14.6
5. Sammy Watkins (GB)	14.5



RECEIVING YDS - FIRST EIGHT SEASONS

Player (Seasons)	Yards
1. Julio Jones (ATL, 2011-18)	10,731
2. Torry Holt (STL, 1999-2006)	10,675
3. Calvin Johnson (DET, 2007-14)	10,405
4. Jerry Rice (SF, 1985-92)	10,273
5. Randy Moss (MIN, 1998-2005)	10,147
6. Marvin Harrison (IND, 1996-2003)	10,072
7. DeAndre Hopkins (HOU, 2013-20)	10,009
8. Antonio Brown (PIT, 2010-17)	9,910
9. Larry Fitzgerald (ARI, 2004-11)	9,615
10. Mike Evans (TB, 2014-2021)	9,301

100-YARD RECEIVING GAMES (2014-22)

Player (Current Team)	Games
1. Julio Jones (TB)	47
2. Antonio Brown (Free Agent)	38
3. DeAndre Hopkins (ARI)	36
4. Davante Adams (LV)	31
5. Mike Evans (TB)	30

175-YARD RECEIVING GAMES (2014-22)

Player (Current Team)	Games
1. Antonio Brown (Free Agent)	7
2. Mike Evans (TB)	6
3t. Julio Jones (TB)	5
3t. Tyreek Hill (MIA)	5
5t. Amari Cooper (CLE)/A.J. Green (ARI)/ T.Y. Hilton	4

MULTI-RECEIVING TD GAMES (2014-22)

Player (Current Team)	Games
1. Antonio Brown (Free Agent)	17
2t. Mike Evans (TB)	16
2t. Davante Adams (LV)	16
4t. Odell Beckham Jr. (Free Agent)	12
4t. Tyreek Hill (MIA)	12
4t. DeAndre Hopkins (ARI)	12

CLICK FOR
INFORMATION
ON THE
EVANS FAMILY
FOUNDATION

MIKE



MIKE EVANS



BE
LIKE
MIKE

YOUNGEST RECEIVER IN NFL HISTORY
TO 7,000 CAREER RECEIVING YARDS

BUCCANEERS FRANCHISE
RECEPTIONS LEADER

BUCCANEERS FRANCHISE
RECEIVING YARDS LEADER

BUCCANEERS FRANCHISE
RECEIVING TOUCHDOWNS LEADER



2019, 2020, 2021 TAMPA BAY BUCCANEERS
WALTER PAYTON MAN OF THE YEAR



PRESEASON WEEK 3 VS. INDIANAPOLIS

[CLICK FOR VIDEO](#)

YOUNGEST TO 7,000 RECEIVING YARDS

Player (Current Team)	Age at 7,000 Career Yards
1. Mike Evans (TB)	26 Years, 81 Days
2. Larry Fitzgerald (ARI)	26 Years, 111 Days
3. DeAndre Hopkins (ARI)	26 Years, 186 Days
4. Randy Moss (MIN)	26 Years, 220 Days

MOST RECEIVING YARDS - TEAM HISTORY

Player (Seasons)	Yards
1. Mike Evans (2014-Present)	9,301
2. Mark Carrier (1987-92)	5,018
3. Kevin House (1980-86)	4,928
4. Chris Godwin (2017-Present)	4,643
5. Vincent Jackson (2012-16)	4,326

MOST RECEIVING TD - TEAM HISTORY

Player (Seasons)	TD
1. Mike Evans (2014-Present)	75
2. Jimmie Giles (1978-86)	34
3. Cameron Brate (2014-Present)	33
4. Kevin House (1980-86)	31
5. Chris Godwin (2017-Present)	29

MOST RECEPTIONS - TEAM HISTORY

Player (Seasons)	Receptions
1. Mike Evans (2014-Present)	606
2. James Wilder (1981-89)	430
3. Chris Godwin (2017-Present)	342
4. Mark Carrier (1987-92)	321
5. Warrick Dunn (1997-2008)	306

MOST SINGLE-SEASON TOUCHDOWNS

Player (Season)	Receiving TD
1. Mike Evans (2021)	14
2. Mike Evans (2020)	13
3t. Mike Evans (2014)	12
3t. Mike Evans (2016)	12
5. Mike Williams (2010)	11

MOST SINGLE-SEASON RECEIVING YARDS

Player (Season)	Rec. Yards
1. Mike Evans (2018)	1,524
2. Mark Carrier (1989)	1,422
3. Vincent Jackson (2012)	1,384
4. Chris Godwin (2019)	1,333
5. Mike Evans (2016)	1,321

MOST SINGLE-SEASON RECEPTIONS

Player (Season)	Receptions
1. Keyshawn Johnson (2001)	106
2. Chris Godwin (2021)	98
3. Mike Evans (2016)	96
4t. Chris Godwin (2019)	86
4t. Mike Evans (2018)	86
4t. Mark Carrier (1989)	86



MIKE EVANS

BEST OF THE BUNCH

2014 NFL RECEIVING CLASS



Sammy Watkins
Round 1, Pick 4

99 GP
348 Receptions
5,059 Rec. Yards
34 Receiving TD
14 100-Yd Games



Mike Evans
Round 1, Pick 7

122 GP
606 Receptions
9,301 Rec. Yards
75 Receiving TD
30 100-Yd Games



Odell Beckham Jr.
Round 1, Pick 12

96 GP
537 Receptions
7,367 Rec. Yards
56 Receiving TD
26 100-Yd Games



Brandin Cooks
Round 1, Pick 20

119 GP
573 Receptions
7,917 Rec. Yards
46 Receiving TD
22 100-Yd Games



Davante Adams
Round 2, Pick 53

116 GP
669 Receptions
8,121 Rec. Yards
73 Receiving TD
31 100-Yd Games



Jarvis Landry
Round 2, Pick 63

123 GP
688 Receptions
7,598 Rec. Yards
37 Receiving TD
15 100-Yd Games

MIKE EVANS
RANKS ...

1ST

IN RECEIVING YARDS
RECEIVING TOUCHDOWNS

&

2ND IN 100-YARD GAMES

SINGLE GAME HEROICS

MOST SINGLE-GAME RECEIVING YARDS

(Team History)

Player (Opponent, Date)	Rec. Yards
1. Vincent Jackson (vs. NO, 10/21/12)	216
2. Mark Carrier (at NO, 12/6/87)	212
3. Mike Evans (at WAS, 11/16/14)	209
4. Antonio Bryant (at CAR, 12/8/08)	200
5. Mike Evans (at TEN, 10/27/19)	198

MOST SINGLE-GAME REC. TOUCHDOWNS

(Team History)

Player (Opponent, Date)	Receiving TD
1. Jimmie Giles (at MIA, 10/20/85)	4
2t. Mike Evans (vs. CHI, 10/24/21)	3
2t. Mike Evans (vs. NYG, 9/22/19)	3
2t. Morris Owens (vs. MIA, 10/24/76)	3
2t. Breshad Perriman (at DET, 12/15/19)	3





CHRIS GODWIN



CATCH PERCENTAGE - (2019-22)

(Wide Receivers - Min. 200 Receptions)

Player (Current Team)	Catch %
1. Hunter Renfrow (LV)	75.4%
2. Chris Godwin (TB)	75.2%
3. Cooper Kupp (LAR)	73.7%
4. Tyler Lockett (SEA)	73.1%
5. Davante Adams (LV)	72.1%

YARDS AFTER CATCH - (2019-21)

(Wide Receivers - Since 2019)

Player (Current Team)	YAC
1. Cooper Kupp (LAR)	1,907
2. Deebo Samuel (SF)	1,643
3. Davante Adams (LV)	1,598
4. Chris Godwin (TB)	1,443
5. Robert Woods (TEN)	1,268

RECEPTIONS OF 25+ YARDS - (2019-21)

Player (Current Team)	Rec.
1. Cooper Kupp (LAR)	40
2. Davante Adams (LV)	36
3t. Justin Jefferson (MIN)	34
3t. DK Metcalf (SEA)	34
5. Chris Godwin (TB)	33

RECEPTIONS OF 20+ YARDS - (2019-21)

Player (Current Team)	Rec.
1. Cooper Kupp (LAR)	63
2. Mike Evans (TB)	57
3. Chris Godwin (TB)	53
4. Stefon Diggs (BUF)	52
5. Justin Jefferson (MIN)	50

3RD-MOST RECEPTIONS OF 20+ YARDS SINCE 2019

CLICK FOR
INFORMATION
ON THE TEAM
GODWIN
FOUNDATION



PRESEASON WEEK 3 VS. INDIANAPOLIS

4TH IN THE
NFL WITH

81.9

RECEIVING
YARDS/GAME
SINCE 2019

RECEIVING YARDS/GAME - SINCE 2019

Player (Current Team)	RY/G
1. Davante Adams (LV)	93.4
2. Justin Jefferson (MIN)	91.4
3. Cooper Kupp (LAR)	85.0
4. Chris Godwin (TB)	81.9
5. Stefon Diggs (BUF)	81.0
6. Travis Kelce (KC)	80.2
7. Tyreek Hill (MIA)	76.7
8. DeAndre Hopkins (ARI)	76.7
9. Julio Jones (TB)	76.4
10. Calvin Ridley (ATL)	76.4



**CHRIS GODWIN WAS THE 11TH RECEIVER
TAKEN IN THE 2017 NFL DRAFT.
HERE'S HOW HE STACKS UP TO HIS CLASS...**

CAREER RECEIVING YARDS

(2017 Wide Receiver Class)

Player (Current Team)	Receiving Yds
1. Cooper Kupp (LAR)	5,517
2. Chris Godwin (TB)	4,643
3. JuJu Smith-Schuster (KC)	3,855
4. Mike Williams (LAC)	3,662
5. Kenny Golladay (NYG)	3,589

CAREER RECEIVING TOUCHDOWNS

(2017 Wide Receiver Class)

Player (Current Team)	Receiving TD
1. Cooper Kupp (LAR)	40
2. Chris Godwin (TB)	29
3t. JuJu Smith-Schuster (KC)	26
3t. Mike Williams (LAC)	26
5. Kenny Golladay (NYG)	21



CHRIS GODWIN



MOST 100-YARD GAMES - TEAM HISTORY

Player (Seasons)	Games
1. Mike Evans (2014-Present)	30
2. Chris Godwin (2017-Present)	16
3. Mark Carrier (1987-92)	15
4. Kevin House (1980-86)	14
5. Vincent Jackson (2012-16)	13

MOST RECEIVING TD - TEAM HISTORY

Player (Seasons)	TD
1. Mike Evans (2014-Present)	75
2. Jimmie Giles (1978-86)	34
3. Cameron Brate (2014-Present)	33
4. Kevin House (1980-86)	31
5. Chris Godwin (2017-Present)	29

MOST RECEIVING YARDS - TEAM HISTORY

Player (Seasons)	Yards
1. Mike Evans (2014-Present)	9,301
2. Mark Carrier (1987-92)	5,018
3. Kevin House (1980-86)	4,928
4. Chris Godwin (2017-Present)	4,643
5. Vincent Jackson (2012-16)	4,326

MOST RECEPTIONS - TEAM HISTORY

Player (Seasons)	Receptions
1. Mike Evans (2014-Present)	606
2. James Wilder (1981-89)	430
3. Chris Godwin (2017-Present)	342
4. Mark Carrier (1987-92)	321
5. Warrick Dunn (1997-2001, 2008)	306

MOST REC. FIRST DOWNS - TEAM HISTORY

Player (Seasons)	1D
1. Mike Evans (2014-Present)	479
2. Chris Godwin (2017-Present)	236
3. Vincent Jackson (2012-16)	207
4. Keyshawn Johnson (2000-03)	202
5. Joey Galloway (2004-08)	169

RECEPTIONS/GAME - 2021 SEASON

Player (Team)	R/G
1. Cooper Kupp (LAR)	8.5
2. Davante Adams (GB)	7.7
3. Chris Godwin (TB)	7.0
4. Diontae Johnson (PIT)	6.7
5. Keenan Allen (LAC)	6.6

RECEIVING YARDS/GAME - 2021 SEASON

Player (Team)	Yds/G
1. Cooper Kupp (LAR)	114.5
2. Davante Adams (GB)	97.1
3. Justin Jefferson (MIN)	95.1
4. Deebo Samuel (SF)	87.8
5. Ja'Marr Chase (CIN)	85.6
6. Mark Andrews (BAL)	80.1
7. Chris Godwin (TB)	78.8
8. Tee Higgins (CIN)	77.9
9. Tyler Lockett (SEA)	73.4
10. Tyreek Hill (KC)	72.9



BREAKOUT SEASON - 2019

MOST SINGLE-SEASON RECEIVING YARDS

Player (Season)	(Team History)	Rec. Yards
1. Mike Evans (2018)		1,524
2. Mark Carrier (1989)		1,422
3. Vincent Jackson (2012)		1,384
4. Chris Godwin (2019)		1,333
5. Mike Evans (2016)		1,321

MOST SINGLE-SEASON RECEPTIONS

Player (Season)	(Team History)	Receptions
1. Keyshawn Johnson (2001)		106
2. Mike Evans (2016)		96
3t. Chris Godwin (2019)		86
3t. Mike Evans (2018)		86
3t. Mark Carrier (1989)		86

RECEIVING YARDS - 2019 LEADERS

Player (Current Team)	Rec. Yards
1. Michael Thomas (NO)	1,725
2. Julio Jones (TEN)	1,394
3. Chris Godwin (TB)	1,333
4. Travis Kelce (KC)	1,229
5. DeVante Parker (MIA)	1,202



JULIO JONES



NO. 1 IN NFL HISTORY IN RECEIVING YARDS PER GAME

RECEIVING YARDS/GAME - NFL HISTORY

Player	RY/G
1. Julio Jones	91.9
2. Calvin Johnson	86.1
3. Antonio Brown	84.2
4. DeAndre Hopkins	77.8
5. Torry Holt	77.4

RECEPTIONS/GAME - NFL HISTORY

Player	Rec/G
1. Antonio Brown	6.4
2. Keenan Allen	6.3
3. Julio Jones	6.1
4. DeAndre Hopkins	5.8
5. Marvin Harrison	5.8

CAREER RECEPTIONS - ACTIVE PLAYERS

Player (Team)	Receptions
1. Julio Jones (TB)	879
2. DeAndre Hopkins (ARI)	789
3. Keenan Allen (LAC)	730
4. Travis Kelce (KC)	704
5. A.J. Green (ARI)	703

CAREER REC. YARDS - ACTIVE PLAYERS

Player (Team)	Yards
1. Julio Jones (TB)	13,330
2. DeAndre Hopkins (ARI)	10,581
3. A.J. Green (ARI)	10,278
4. Mike Evans (TB)	9,301
5. Travis Kelce (KC)	9,006

CAREER YDS/REC. - ACTIVE PLAYERS

Player (Team)	Yds/Rec
1. Josh Gordon (KC)	17.0
2. Mike Evans (TB)	15.4
3. Julio Jones (TB)	15.2
4. A.J. Green (ARI)	14.5
5. Sammy Watkins (BAL)	14.5

CAREER REC. TD - ACTIVE PLAYERS

Player (Team)	TD
1. Mike Evans (TB)	75
2. Davante Adams (LV)	73
3t. DeAndre Hopkins (ARI)	68
3t. A.J. Green (ARI)	68
5. Julio Jones (TB)	61



100-YARD RECEIVING GAMES - SINCE 1970

Player	Games
1. Jerry Rice	76
2. Randy Moss	64
3t. Julio Jones	59
3t. Marvin Harrison	59
5t. Andre Johnson/Terrell Owens/Steve Smith	51

150-YARD RECEIVING GAMES - SINCE 1970

Player	Games
1. Jerry Rice	30
2. Terrell Owens	17
3. Julio Jones	16
4. Calvin Johnson	15
5. Four Players Tied	14

10+ RECEPTION GAMES - SINCE 1970

Player	Games
1. Antonio Brown	23
2. Andre Johnson	22
3t. Julio Jones	19
3t. Davante Adams	19
3t. Brandon Marshall	19



CAMERON BRATE



MOST RECEIVING TD - TEAM HISTORY

Player (Years)	TD
1. Mike Evans (2014-Present)	75
2. Jimmie Giles (1978-86)	34
3. Cameron Brate (2014-Present)	33
4. Kevin House (1980-86)	31
5. Chris Godwin (2017-Present)	29

RECEPTIONS BY A TE - TEAM HISTORY

Player (Years)	Receptions
1. Jimmie Giles (1978-86)	279
2. Cameron Brate (2014-Present)	253
3. Kellen Winslow (2009-11)	218
4. Ron Hall (1987-93)	209
5. Dave Moore (1992-2001, 2005-06)	184

2016-22 NFL TE TD RECEPTION LEADERS

Player (Current Team)	TD
1. Travis Kelce (KC)	47
2t. Zach Ertz (ARI)	32
2t. Jimmy Graham (Free Agent)	32
4t. Cameron Brate (TB)	30
4t. Hunter Henry (NE)	30
6t. Mark Andrews (BAL)	29
6t. Jared Cook (Free Agent)	29
8t. Kyle Rudolph (TB)	27
8t. Rob Gronkowski (Retired)	27
8t. Eric Ebron (Free Agent)	27



5TH-MOST
TOUCHDOWNS BY AN
UNDRAFTED TIGHT END
IN NFL HISTORY

TD RECEPTIONS BY UNDRAFTED TE

(NFL History)

Player (Seasons)	TD
1. Antonio Gates (2003-18)	116
2. Paul Coffman (1978-1988)	42
3. Marcus Pollard (1995-2008)	40
4. Willie Frazier (1964-75)	36
5. Cameron Brate (2014-Present)	33



MOST SINGLE-SEASON TD BY A TE


(Team History)

Player (Season)	TD
1t. Cameron Brate (2016)	8
1t. Jimmie Giles (1985)	8
3t. Rob Gronkowski (2020)	7
3t. Jimmie Giles (1979)	7
4t. Cameron Brate (2018)	6
4t. Cameron Brate (2017)	6
4t. Jimmie Giles (1981)	6
4t. Rob Gronkowski (2021)	6


MOST SINGLE-GAME REC. BY A TE

(Team History)

Player (Date)	Receptions
1t. Cameron Brate (11/17/19 vs. NO)	10
1t. Jackie Harris (11/26/95 at GB)	10
3t. Kellen Winslow (11/20/11 at GB)	9
3t. Kellen Winslow (10/11/09 at PHI)	9
5. Nine Players Tied	8



TAMPA BAY BUCCANEERS DEFENSIVE PLAYER PAGES





SHAQUIL BARRETT



37.5 SACKS

FOURTH-MOST IN THE NFL SINCE 2019
BUCCANEERS FRANCHISE RECORD 19.5 IN 2019

MOST SINGLE-SEASON SACKS BY A BUC

Player (Season)	Sacks
1. Shaquil Barrett (2019)	19.5
2. Warren Sapp (2000)	16.5
3. Simeon Rice (2002)	15.5
4. Simeon Rice (2003)	15.0
5. Simeon Rice (2005)	14.0

NFL SACK LEADERS - (2019-21)

Player (Team)	Sacks
1. T.J. Watt (PIT)	52.0
2. Aaron Donald (LAR)	38.5
3. Myles Garrett (CLE)	38.0
4. Shaquil Barrett (TB)	37.5
5. Cameron Jordan (NO)	35.5

SINGLE-SEASON SACKS - UNDRAFTED

Player (Season)	Sacks
1. Shaquil Barrett (2019)	19.5
2t. Greg Brown (1984)	16.0
2t. James Harrison (2008)	16.0
4. John Randle (1997)	15.5
5t. Adekunle Ogundimu (2003)	15.0
5t. Cameron Wake (2012)	15.0

BUCCANEERS SACK LEADERS - LBS

Player (Seasons)	Sacks
1. Shaquil Barrett (2019-Present)	37.5
2. Broderick Thomas (1989-93)	26.5
3. Lavonte David (2012-Present)	26.0
4. Jason Pierre-Paul (2019-Present as LB)	20.5
5. Chris Washington (1984-88)	17.5



TACKLES FOR LOSS LEADERS - (2019-21)

Player (Team)	TFL
1. T.J. Watt (PIT)	58
2. Aaron Donald (LAR)	53
3. Maxx Crosby (LV)	43
4. Shaquil Barrett (TB)	41
5. Cameron Jordan (NO)	39

STRIP SACK LEADERS - (2019-21)

Player (Team)	SS
1. Chandler Jones (LV)	12
2. Shaquil Barrett (TB)	11
3. T.J. Watt (PIT)	10
4. Yannick Ngakoue (IND)	9
5t. Joey Bosa (LAC)/Robert Quinn (CHI)	8

MULTI-SACK GAME LEADERS (2019-21)

Player (Team)	Games
1. T.J. Watt (PIT)	12
2. Yannick Ngakoue (IND)	8
3t. Shaquil Barrett (TB)	7
3t. Myles Garrett (CLE)	7
3t. Cameron Jordan (NO)	7

3 LAWRENCE TAYLOR | **SHAQUIL BARRETT**
GAMES WITH 3.0+ SACKS IN 2019 - TIED FOR
THE SECOND-MOST IN A SINGLE SEASON IN NFL
HISTORY, TRAILING ONLY **LAWRENCE TAYLOR** (1986).

CLICK FOR
INFORMATION
ON THE SHAQUIL
& JORDANNA
BARRETT FIFTY50
FOUNDATION

FIFTY50
FOUNDATION



LAVONTE DAVID

MAY I HAVE YOUR ATTENTION, **PLEASE?**



1 OF 2

PLAYERS IN NFL HISTORY
WITH **1,000+** TACKLES, **20.0**
SACKS, AND **10** INT THROUGH
EIGHT CAREER SEASONS,
JOINING PRO FOOTBALL HALL
OF FAME **RAY LEWIS**.

LAVONTE DAVID | CAPTAIN

NFL TACKLE LEADERS SINCE 2012

Player (Current Team)	Tackles
1. Bobby Wagner (LAR)	1,377
2. Lavonte David (TB)	1,220
3. Luke Kuechly (Retired)	1,092
4. Demario Davis (NO)	1,011
5. K.J. Wright (Retired)	924

NFL SOLO TACKLE LEADERS SINCE 2012

Player (Current Team)	Solo Tackles
1. Lavonte David (TB)	867
2. Bobby Wagner (LAR)	817
3. Luke Kuechly (Retired)	690
4. Demario Davis (NO)	678
5. Harrison Smith (MIN)	635

NFL TFL LEADERS SINCE 2012

Player (Current Team)	TFL
1. J.J. Watt (ARI)	166
2. Aaron Donald (LAR)	150
3. Cameron Jordan (NO)	136
4. Von Miller (BUF)	135
5. Lavonte David (TB)	134

NFL INT LEADERS SINCE 2012 - LBS

Player (Current Team)	INT
1. Luke Kuechly (Retired)	18
2t. Lavonte David (TB)	12
2t. Jamie Collins (Free Agent)	12
2t. Alec Ogletree (Free Agent)	12
5. Four Players Tied	11

PASS DEFENSE LEADERS SINCE 2012 - LBS

Player (Current Team)	PD
1. Luke Kuechly (Retired)	66
2. Alec Ogletree (Free Agent)	61
3. Bobby Wagner (LAR)	60
4. Lavonte David (TB)	54
5. K.J. Wright (Retired)	51



FUMBLE RECOVERIES SINCE 2012

Player (Current Team)	FR
1. Lavonte David (TB)	17
2. J.J. Watt (ARI)	14
3. Justin Houston (BAL)	13
4t. Julius Peppers (Retired)	12
4t. Fletcher Cox (PHI)	12

FORCED FUMBLES SINCE 2012

Player (Current Team)	FF
1. Chandler Jones (LV)	33
2. Robert Quinn (CHI)	31
3t. Lavonte David (TB)	26
3t. J.J. Watt (ARI)	26
5. Von Miller (BUF)	24



LAVONTE DAVID



HALL OF FAME CALIBER

NOTABLE LINEBACKERS - FIRST 10 SEASONS

Player (Seasons)	Tackles	Sacks	INT	FF	FR
Zach Thomas (1996-2005)	1,422	15.5	16	14	7
Ray Lewis^* (1996-2005)	1,294	23.0	21	7	11
Bobby Wagner (2012-21)	1,381	23.5	11	6	9
Derrick Brooks^* (1995-2004)	1,286	10.5	20	20	4
Lavonte David (2012-21)	1,220	26.0	12	26	17
Junior Seau^ (1990-99)	1,178	41.0	11	8	16
Luke Kuechly*- (2012-19)	1,092	12.5	18	7	8
Lance Briggs (2003-12)	1,073	12.0	15	16	7
Brian Urlacher^* (2000-09)	1,062	37.5	17	8	9
Patrick Willis- (2007-14)	950	20.5	8	16	5

^ Selected to Pro Football Hall of Fame

* Won NFL Defensive Player of the Year in that span.

- Retired after eight seasons.

**NUMBERS
NEVER
LIE**



AN ALL-TIME BUCCANEER

BUCCANEERS ALL-TIME TACKLE LEADERS

Player (Seasons)	Tackles
1. Derrick Brooks (1995-2008)	2,198
2. Ronde Barber (1997-2012)	1,428
3. Lavonte David (2012-Present)	1,220
4. Hardy Nickerson (1993-99)	1,028
5. Shelton Quarles (1997-2006)	985

1 OF 4

PLAYERS IN BUCCANEERS
HISTORY WITH **1,000+**
CAREER **TACKLES**.

TAMPA BAY ALL-TIME FUMBLE RECOVERIES

Player (Seasons)	FR
1. Lavonte David (2012-Present)	17
2. Ronde Barber (1997-2012)	12
3t. John Cannon (1982-90)	11
3t. Cecil Johnson (1977-85)	11
5. Lee Roy Selmon (1976-84)	10

INTERCEPTIONS BY A LB - TEAM HISTORY

Player (Seasons)	INT
1. Derrick Brooks (1995-2008)	25
2. Lavonte David (2012-Present)	12
3. Dave Lewis (1977-81)	10
4t. Cecil Johnson (1977-85)	9
4t. Richard Wood (1976-84)	9

149

CAREER **STARTS** ... THE **4TH-MOST**
STARTS IN **FRANCHISE HISTORY**.



DEVIN WHITE




TACKLE LEADERS - 2019 DRAFT CLASS

Player (Current Team)	Tackles
1. Devin White (TB)	359
2. Cole Holcomb (WAS)	313
3. Bobby Okereke (IND)	260
4. Germaine Pratt (CIN)	248
5. Taylor Rapp (LAR)	231




FUMBLE RECOVERIES - 2019 DRAFT CLASS

Player (Current Team)	Opp. Fumble Rec.
1. Devin White (TB)	6
2. Devin Bush (PIT)	5
3t. Zach Allen (ARI)	3
3t. Rashan Gary (GB)	3
3t. Byron Murphy (ARI)	3
3t. Bobby Okereke (IND)	3
3t. Jeffery Simmons (TEN)	3



NFL TACKLE LEADERS - (2020-21)

Player (Current Team)	Tackles
1. Foye Oluokun (JAC)	309
2. Bobby Wagner (LAR)	308
3. Roquan Smith (CHI)	302
4. Devin White (TB)	268
5. Fred Warner (SF)	262



INSIDE LB SACKS - (2020-21)

Player (Current Team)	Sacks
1. Devin White (TB)	12.5
2t. Demario Davis (NO)	7.0
2t. Roquan Smith (CHI)	7.0
4. Deion Jones (ATL)	6.5
5. Many Players Tied	5.0



INSIDE LB QB HITS - (2020-21)

Player (Current Team)	QBH
1. Devin White (TB)	34
2. Micah Parsons (DAL)	30
3. Demario Davis (NO)	22
4. Foyesade Oluokun (JAC)	16
5t. Deion Jones (ATL)	14
5t. Bobby Wagner (LAR)	14



PLAYERS WITH 15+ SACKS, 300+ TKLS

(First Three NFL Seasons - Since 1982)

Player (Seasons)	Sacks	Tackles
Darius Leonard (2018-19)	15.0	416
Duane Bickett (1985-86)	19.0	398
Brian Urlacher (2000-01)	18.5	395
Devin White (2019-21)	15.0	359
Daryl Washington (2010-12)	15.0	319
Bryan Cox (1991-93)	21.0	310

GET LIVE 45



45
CAREER GAMES

Tackles.....	359
Solo Tackles	242
QB Hits.....	39
Tackles for Loss.....	27
Sacks.....	15.0
Passes Defensed	10
Fumble Recoveries	6
Forced Fumbles.....	4
Defensive Touchdowns	2
Interceptions.....	1

THE ONLY PLAYER WITH
100+ TACKLES AND
9.0+ SACKS IN A SEASON
SINCE **2012**. (2020).

1 OF 6 PLAYERS WITH
300+ TACKLES AND
15.0+ SACKS IN THEIR FIRST
THREE NFL SEASONS
DATING BACK TO **1982**.

WHITE'S **18 TACKLES VS.**
WAS ON 11/14/21 WERE
THE **SECOND-MOST BY A**
PLAYER WITH MULTIPLE
SACKS IN A GAME DATING
BACK TO **1994**.

2022 TAMPA BAY BUCCANEERS UNOFFICIAL DEPTH CHART

OFFENSE

WR	13 Mike Evans	85 Julio Jones	16 Breshad Perriman	<u>80 Kaylon Geiger Sr.</u>
WR	14 Chris Godwin	18 Tyler Johnson	15 Cyril Grayson Jr.	<u>83 Deven Thompson</u>
LT	76 Donovan Smith	72 Josh Wells		
LG	<u>67 Luke Goedeke</u>	60 Nick Leverett	61 Sadarius Hutcherson	
C	66 Ryan Jensen	70 Robert Hainsey	75 John Molchon	
RG	69 Shaq Mason	73 Brandon Walton		
RT	78 Tristan Wirfs	74 Fred Johnson	<u>65 Dylan Cook</u>	
TE	84 Cameron Brate	8 Kyle Rudolph	<u>88 Cade Otton</u>	<u>41 Ko Kieft</u>
				<u>82 JJ Howland</u>
WR	17 Russell Gage Jr.	10 Scotty Miller	1 Jaelon Darden	<u>9 Jerreth Starns</u>
QB	12 Tom Brady	11 Blaine Gabbert	2 Kyle Trask	4 Ryan Griffin
RB	7 Leonard Fournette	21 Ke'Shawn Vaughn	25 Giovani Bernard	<u>29 Rachaad White</u>
				43 Patrick Laird

DEFENSE

DL	96 Akiem Hicks	79 Pat O'Connor	<u>71 Mike Greene</u>	
NT	50 Vita Vea	56 Rakeem Nunez-Roches	95 Deadrin Senat	
DL	92 William Gholston	<u>90 Logan Hall</u>	91 Benning Potoa'e	94 Willington Previlon
OLB	9 Joe Tryon-Shoyinka	93 Carl Nassib	<u>46 Andre Anthony</u>	<u>57 Jordan Young</u>
ILB	45 Devin White	52 K.J. Britt	<u>53 Olakunle Fatukasi</u>	
ILB	54 Lavonte David	48 Grant Stuard	<u>51 J.J. Russell</u>	
OLB	58 Shaquil Barrett	98 Anthony Nelson	44 Elijah Ponder	
CB	23 Sean Murphy-Bunting	35 Jamel Dean	30 Dee Delaney	<u>37 Kyler McMichael</u>
CB	24 Carlton Davis III	<u>27 Zyon McCollum</u>	28 Rashard Robinson	<u>36 Don Gardner</u>
S	31 Antoine Winfield Jr.	26 Logan Ryan	<u>34 Nolan Turner</u>	
S	32 Mike Edwards	22 Keanu Neal	39 Chris Cooper	

SPECIALISTS

P	<u>5 Jake Camarda</u>			
PK	3 Ryan Succop	19 Jose Borregales		
KO	<u>5 Jake Camarda</u>	19 Jose Borregales		
H	<u>5 Jake Camarda</u>			
LS	97 Zach Triner			
PR	1 Jaelon Darden	25 Giovani Bernard	<u>83 Deven Thompson</u>	
KR	1 Jaelon Darden	25 Giovani Bernard	<u>83 Deven Thompson</u>	<u>29 Rachaad White</u>

Rookies Underlined

2022 TAMPA BAY BUCCANEERS PRONUNCIATION GUIDE

PLAYERS

Jose Borregales	bore-AY-gall-ace	Carl Nassib	NASS-ib
Jaelon Darden	jay-len	Rakeem Nuñez-Roches	NOON-yez RO-ches
Lavonte David	luh-VON-tay	Benning Potoa'e	po-to-AH-E
Olakunle Fatukasi	ola-kun-lay fah-to-kah-see	Willington Previlon	PREV-il-ahn
Leonard Fournette	four-net	Deadrin Senat	DEE-drin suh-not
William Gholston	GOAL-ston	Ryan Succop	Suck-up
Luke Goedeke	GET-a-key	Zach Triner	Trin-ner
John Molchon	mole-shawn		

2022 TAMPA BAY BUCCANEERS NUMERICAL ROSTER

(as of 8/22/22)

No.	Name	Pos.	Ht.	Wt.	Age	NFL Exp.	College	Hometown	How Acq.
1	Jaelon Darden	WR	5-8	174	23	2	North Texas	Houston, TX	D4-'21
2	Kyle Trask	QB	6-5	236	24	2	Florida	Manvel, TX	D2-'21
3	Ryan Succop	K	6-2	218	35	14	South Carolina	Hickory, NC	FA-'20
4	Ryan Griffin	QB	6-4	218	32	8	Tulane	Westlake Village, CA	W(NO)-'15
5	Jake Camarda	P	6-1	193	23	R	Georgia	Norcross, GA	D4b-'22
7	Leonard Fournette	RB	6-0	228	27	6	LSU	New Orleans, LA	FA-'20
8	Kyle Rudolph	TE	6-6	265	32	12	Notre Dame	Cincinnati, OH	FA-'22
9	Joe Tryon-Shoyinka	OLB	6-5	259	23	2	Washington	Renton, WA	D1-'21
9	Jerreth Sterns	WR	5-9	195	23	R	Western Kentucky	Waxahachie, TX	FA-'22
10	Scotty Miller	WR	5-9	174	25	4	Bowling Green	Barrington, IL	D6-'19
11	Blaine Gabbert	QB	6-5	235	32	12	Missouri	Ballwin, MO	FA-'19
12	Tom Brady	QB	6-4	225	45	23	Michigan	San Mateo, CA	UFA (NE)-'20
13	Mike Evans	WR	6-5	231	29	9	Texas A&M	Galveston, TX	D1-'14
14	Chris Godwin	WR	6-1	209	26	6	Penn State	Middletown, DE	D3a-'17
15	Cyril Grayson Jr.	WR	5-9	183	28	2	LSU	Kenner, LA	FA-'19
16	Breshad Perriman	WR	6-2	215	28	8	UCF	Lithonia, GA	FA-'21
17	Russell Gage Jr.	WR	6-0	184	26	5	LSU	Baton Rouge, LA	UFA (ATL)-'22
18	Tyler Johnson	WR	6-1	206	23	3	Minnesota	Minneapolis, MN	D5-'20
19	Jose Borregales	K	5-10	206	24	1	Miami (FL)	Miami, FL	FA-'21
21	Ke'Shawn Vaughn	RB	5-10	214	25	3	Vanderbilt	Nashville, TN	D3-'20
22	Keanu Neal	S	6-0	211	27	7	Florida	Webster, FL	UFA (DAL)-'22
23	Sean Murphy-Bunting	CB	6-0	195	25	4	Central Michigan	Macomb, MI	D2-'19
24	Carlton Davis III	CB	6-1	206	25	5	Auburn	Miami, FL	D2c-'18
25	Giovani Bernard	RB	5-9	205	30	10	North Carolina	Davie, FL	FA-'21
26	Logan Ryan	S	5-11	195	31	10	Rutgers	Vorhees, NJ	FA-'22
27	Zyon McCollum	CB	6-2	199	23	R	Sam Houston State	Galveston, TX	D5-'22
28	Rashard Robinson	CB	6-2	177	27	6	LSU	Pompano Beach, FL	FA-'21
29	Rachaad White	RB	6-0	214	23	R	Arizona State	Kansas City, MO	D3-'22
30	Dee Delaney	CB	5-11	200	27	2	Miami (FL)	Beaufort, SC	FA-'21
31	Antoine Winfield Jr.	S	5-9	203	24	3	Minnesota	The Woodlands, TX	D2-'20
32	Mike Edwards	S	5-10	205	26	4	Kentucky	Cincinnati, OH	D3b-'19
34	Nolan Turner	S	6-1	202	24	R	Clemson	Vestavia Hills, AL	FA-'22
35	Jamel Dean	CB	6-1	206	25	4	Auburn	Cocoa, FL	D3a-'19
36	Don Gardner	CB	6-1	180	24	R	South Dakota State	Chicago, IL	FA-'22
37	Kyler McMichael	CB	6-0	202	22	R	North Carolina	Atlanta, GA	FA-'22
39	Chris Cooper	S	5-10	202	28	1	Stony Brook	Mount Vernon, NY	FA-'22
41	Ko Kieft	TE	6-5	265	24	R	Minnesota	Sioux Center, IA	D6-'22
43	Patrick Laird	RB	6-1	205	27	4	California	San Luis Obispo, CA	FA-'22
44	Elijah Ponder	OLB	6-3	275	24	1	Cincinnati	Atlanta, GA	FA-'21
45	Devin White	LB	6-0	237	24	4	LSU	Springhill, LA	D1-'19
46	Andre Anthony	OLB	6-4	251	25	R	LSU	New Orleans, LA	D7-'22
48	Grant Stuard	LB	5-11	230	23	2	Houston	Conroe, TX	D7b-'21
50	Vita Vea	NT	6-4	347	27	5	Washington	Millpitas, CA	D1-'18
51	J.J. Russell	LB	6-1	225	23	R	Memphis	Grenada, MS	Fuss-'22
52	K.J. Britt	LB	6-0	235	23	2	Auburn	Oxford, AL	D5-'21
53	Olakunle Fatukasi	LB	6-2	240	23	R	Rutgers	Far Rockaway, NY	FA-'22
54	Lavonte David	LB	6-1	233	32	11	Nebraska	Miami, FL	D2-'12
56	Rakeem Nunez-Roches	DL	6-2	307	29	8	Southern Miss	Phenix City, AL	FA-'18
57	Jordan Young	OLB	6-3	230	24	R	Old Dominion	Coatesville, PA	FA-'22
58	Shaquil Barrett	OLB	6-2	250	29	9	Colorado State	Baltimore, MD	UFA (DEN)-'19
60	Nick Leverett	G	6-4	310	25	2	Rice	Salisbury, NC	FA-'20
61	Sadarius Hutcherson	G	6-3	321	24	2	South Carolina	Huntingdon, TN	FA-'21
65	Dylan Cook	OL	6-6	305	24	R	Montana	Butte, MT	FA-'22
66	Ryan Jensen	C	6-4	319	31	9	Colorado State-Pueblo	Fort Morgan, CO	UFA(BAL)-'18
67	Luke Goedeke	G	6-5	312	23	R	Central Michigan	Whitelaw, WI	D2b-'22
69	Shaq Mason	G	6-1	310	28	8	Georgia Tech	Columbia, TN	T(NE)-'22
70	Robert Hainsey	OL	6-4	306	24	2	Notre Dame	Pittsburgh, PA	D3-'21
71	Mike Greene	DT	6-3	293	23	R	James Madison	Richmond, VA	FA-'22
72	Josh Wells	T	6-6	306	31	8	James Madison	Mechanicsville, VA	FA-'19
73	Brandon Walton	OL	6-5	300	24	1	Florida Atlantic	Largo, FL	W(PIT)-'21
74	Fred Johnson	OL	6-7	326	25	4	Florida	West Palm Beach, FL	FA-'22
75	John Molchon	G	6-5	309	25	3	Boise State	Las Vegas, NV	FA-'20
76	Donovan Smith	T	6-6	338	29	8	Penn State	Owings Mills, MD	D2a-'15
78	Tristan Wirfs	T	6-5	320	23	3	Iowa	Mount Vernon, IA	D1-'20
79	Patrick O'Connor	DL	6-4	270	28	4	Eastern Michigan	Chicago, IL	FA-'17
80	Kaylon Geiger Sr.	WR	5-10	180	24	R	Texas Tech	Fort Worth, TX	FA-'22
82	JJ Howland	TE	6-6	255	24	R	Yale	Fiskdale, MA	FA-'22
83	Deven Thompson	WR	5-8	155	22	R	Utah State	Fort Myers, FL	FA-'22
84	Cameron Brate	TE	6-5	245	31	8	Harvard	Naperville, IL	FA-'15
85	Julio Jones	WR	6-3	220	33	12	Alabama	Foley, AL	FA-'22
88	Cade Otton	TE	6-5	247	23	R	Washington	Tumwater, WA	D4a-'22
90	Logan Hall	DL	6-6	283	22	R	Houston	Belton, TX	D2a-'22
91	Benning Potoa'e	DL	6-3	290	25	1	Washington	DuPont, WA	FA-'20
92	William Gholston	DL	6-6	281	31	10	Michigan State	Detroit, MI	D4b-'13
93	Carl Nassib	OLB	6-7	275	29	7	Penn State	West Chester, PA	FA-'22
94	Willington Previlon	DL	6-5	285	25	1	Rutgers	Orange, NJ	FA-'21
95	Deadrin Senat	DT	6-1	305	28	4	USF	Immokalee, FL	FA-'22
96	Akiem Hicks	DL	6-4	352	32	11	Regina (Canada)	Sacramento, CA	FA-'22
97	Zach Triner	LS	6-3	245	31	4	Assumption	Marshfield, MA	FA-'19
98	Anthony Nelson	OLB	6-7	271	25	4	Iowa	Urbandale, IA	D4-'19

INJURED RESERVE									
No.	Name	Pos.	Ht.	Wt.	Age	NFL Exp.	College	Hometown	How Acq.
49	Cam Gill	OLB	6-3	240	24	3	Wagner	Douglasville, GA	FA-'20
64	Aaron Stinnie	G	6-3	312	28	5	James Madison	Charlottesville, VA	W(TEN)-'19

Head Coach: Todd Bowles

Assistant Coaches: Harold Goodwin (assistant head coach/run game coordinator); Keith Armstrong (special teams coordinator); Larry Foote (inside linebackers/pass game coordinator); Byron Leftwich (offensive coordinator); Kacy Rodgers (defensive line/run game coordinator); Tim Atkins (assistant secondary); Cory Bichey (assistant strength & conditioning); Chris Boniol (specialists); Mike Chiurco (assistant to the head coach); Clyde Christensen (quarterbacks); Rick Christophel (senior offensive assistant); Joey Fitzgerald (defensive quality control); Kevin Garver (wide receivers); Joe Gilbert (offensive line); Maral Javadifar (director of rehabilitation/performance coach); Jeff Kastl (offensive quality control); Thaddeus Lewis (assistant wide receivers); Lori Locust (assistant defensive line); Todd McNair (running backs); Tom Moore (assistant coach); Anthony Pirolli (head strength & conditioning); Nick Rapone (safeties); Kevin Ross (cornerbacks); Bob Sanders (outside linebackers); Keith Tandy (assistant special teams); John Van Dam (tight ends); Chad Wade (assistant strength & conditioning)

2022 TAMPA BAY BUCCANEERS ALPHABETICAL ROSTER

										(as of 8/22/22)
No.	Name	Pos.	Ht.	Wt.	Birthdate	NFL Exp.	College	Hometown	2021 GP/GS	
46	Anthony, Andre	OLB	6-4	251	11/21/1996	R	LSU	New Orleans, LA	-	
58	Barrett, Shaquil	OLB	6-2	250	11/17/1992	9	Colorado State	Baltimore, MD	15/15	
25	Bernard, Giovani	RB	5-9	205	11/22/1991	10	North Carolina	Davie, FL	12/0	
19	Borregales, Jose	K	5-10	206	12/15/1997	1	Miami	Miami, FL	0/0	
12	Brady, Tom	QB	6-4	225	8/3/1977	23	Michigan	San Mateo, CA	17/17	
84	Brate, Cameron	TE	6-5	245	7/3/1991	8	Harvard	Naperville, IL	17/3	
52	Britt, K.J.	LB	6-0	235	6/4/1999	2	Auburn	Oxford, AL	17/0	
5	Camarda, Jake	P	6-1	193	4/20/1999	R	Georgia	Norcross, GA	-	
65	Cook, Dylan	OL	6-6	305	1/11/1998	R	Montana	Butte, MT	-	
39	Cooper, Chris	S	5-10	202	3/17/1994	1	Stony Brook	Mount Vernon, NY	0/0	
1	Darden, Jaelon	WR	5-8	174	1/14/1999	2	North Texas	Houston, TX	9/0	
54	David, Lavonte	LB	6-1	233	1/23/1990	11	Nebraska	Miami, FL	12/12	
24	Davis III, Carlton	CB	6-1	206	12/31/1996	5	Auburn	Miami, FL	10/10	
35	Dean, Jamel	CB	6-1	206	10/15/1996	4	Auburn	Cocoa, FL	15/11	
30	Delaney, Dee	CB	5-11	200	2/20/1995	2	Miami	Beaufort, SC	15/2	
32	Edwards, Mike	S	5-10	205	5/18/1996	4	Kentucky	Cincinnati, OH	14/4	
13	Evans, Mike	WR	6-5	231	8/21/1993	9	Texas A&M	Galveston, TX	16/16	
53	Fatukasi, Olakunle	LB	6-2	240	6/11/1999	R	Rutgers	Far Rockaway, NY	FA-22	
7	Fournette, Leonard	RB	6-0	228	1/18/1995	6	LSU	New Orleans, LA	14/13	
11	Gabbert, Blaine	QB	6-5	235	10/15/1989	12	Missouri	Ballwin, MO	6/0	
17	Gage Jr., Russell	WR	6-0	184	1/22/1996	5	LSU	Baton Rouge, LA	14/9*	
36	Gardner, Don	CB	6-1	180	12/9/1997	R	South Dakota State	Chicago, IL	-	
80	Geiger Sr., Kaylon	WR	5-10	180	11/1/1997	R	Texas Tech	Fort Worth, TX	-	
92	Gholston, William	DL	6-6	281	7/31/1991	10	Michigan State	Detroit, MI	17/10	
14	Godwin, Chris	WR	6-1	209	2/27/1996	6	Penn State	Middletown, DE	14/14	
67	Goedeke, Luke	G	6-5	312	11/21/1998	R	Central Michigan	Whiteland, WI	-	
15	Grayson Jr., Cyril	WR	5-9	183	12/5/1993	2	LSU	Kenner, LA	5/3	
71	Greene, Mike	DT	6-3	293	5/3/1999	R	James Madison	Richmond, VA	-	
4	Griffin, Ryan	QB	6-4	218	11/17/1989	8	Tulane	Westlake Village, CA	0/0	
70	Hainsey, Robert	OL	6-4	306	8/12/1998	2	Notre Dame	Pittsburgh, PA	9/0	
90	Hall, Logan	DL	6-6	283	4/22/2000	R	Houston	Belton, Texas	-	
96	Hicks, Akiem	DL	6-4	352	11/16/1989	11	Regina (Canada)	Sacramento, CA	9/9*	
82	Howland, JJ	TE	6-6	255	10/15/1997	R	Yale	Fiskdale, MA	-	
61	Hutcherson, Sadarius	G	6-3	321	4/22/1998	2	South Carolina	Huntingdon, TN	0/0	
66	Jensen, Ryan	C	6-4	319	5/27/1991	9	Colorado State-Pueblo	Fort Morgan, CO	17/17	
74	Johnson, Fred	OL	6-7	326	6/5/1997	4	Florida	West Palm Beach, FL	5/1*	
18	Johnson, Tyler	WR	6-1	206	8/25/1998	3	Minnesota	Minneapolis, MN	17/3	
85	Jones, Julio	WR	6-3	220	2/8/1989	12	Alabama	Foley, AL	10/10*	
41	Kieft, Ko	TE	6-5	265	1/20/1998	R	Minnesota	Sioux Center, IA	-	
43	Laird, Patrick	RB	6-1	205	8/17/1995	4	California	San Luis Obispo, CA	6/0*	
60	Leverett, Nick	G	6-4	310	1/11/1997	2	Rice	Salisbury, NC	2/0	
69	Mason, Shaq	G	6-1	310	8/28/1993	8	Georgia Tech	Columbia, TN	15/15*	
27	McCollum, Zyon	CB	6-2	199	5/3/1999	R	Sam Houston State	Galveston, TX	-	
37	McMichael, Kyler	CB	6-0	202	3/22/2000	R	North Carolina	Atlanta, GA	-	
10	Miller, Scotty	WR	5-9	174	7/31/1997	4	Bowling Green	Barrington, IL	9/0	
75	Molchon, John	G	6-5	309	2/2/1997	3	Boise State	Las Vegas, NV	0/0	
23	Murphy-Bunting, Sean	CB	6-0	195	6/19/1997	4	Central Michigan	Macomb, MI	9/8	
93	Nassib, Carl	OLB	6-7	275	4/12/1993	7	Penn State	West Chester, PA	13/0*	
22	Neal, Keanu	S	6-0	211	7/26/1995	7	Florida	Webster, FL	14/5*	
98	Nelson, Anthony	OLB	6-7	271	3/4/1997	4	Iowa	Urbandale, IA	17/2	
56	Nuñez-Roches, Rakeem	DL	6-2	307	7/3/1993	8	Southern Miss	Phenix City, AL	16/1	
79	O'Connor, Patrick	DL	6-4	270	11/1/1993	4	Eastern Michigan	Chicago, IL	13/0	
88	Otton, Cade	TE	6-5	247	4/15/1999	R	Washington	Tumwater, WA	-	
16	Perriman, Breshad	WR	6-2	215	9/10/1993	8	UCF	Lithonia, GA	6/0	
44	Ponder, Elijah	OLB	6-3	275	1/16/1998	1	Cincinnati	Atlanta, GA	0/0	
91	Potoa'e, Benning	DL	6-3	290	9/17/1996	1	Washington	DuPont, WA	1/0	
94	Previlon, Willington	DL	6-5	285	5/19/1997	1	Rutgers	Orange, NJ	0/0	
28	Robinson, Rashard	CB	6-2	177	7/23/1995	6	LSU	Pompano Beach, FL	7/0	
8	Rudolph, Kyle	TE	6-6	265	11/9/1989	12	Notre Dame	Cincinnati, OH	16/3*	
51	Russell, J.J.	LB	6-1	225	10/12/1998	R	Memphis	Grenada, MS	-	
26	Ryan, Logan	S	5-11	195	2/9/1991	10	Rutgers	Vorhees, NJ	15/15*	
95	Senat, Deadrin	DT	6-1	305	7/22/1994	4	USF	Immokalee, FL	0/0	
76	Smith, Donovan	T	6-6	338	6/23/1993	8	Penn State	Owings Mills, MD	17/17	
9	Sterns, Jerreth	WR	5-9	195	7/1/1999	R	Western Kentucky	Waxahachie, TX	-	
48	Stuard, Grant	LB	5-11	230	10/15/1998	2	Houston	Conroe, TX	17/0	
3	Succop, Ryan	K	6-2	218	9/19/1986	14	South Carolina	Hickory, NC	17/0	
83	Thompkins, Deven	WR	5-8	155	12/23/1999	R	Utah State	Fort Myers, FL	-	
2	Trask, Kyle	QB	6-5	236	3/6/1998	2	Florida	Manvel, TX	0/0	
97	Triner, Zach	LS	6-3	245	1/30/1991	4	Assumption	Marshfield, MA	9/0	
9	Tryon-Shoyinka, Joe	OLB	6-5	259	4/30/1999	2	Washington	Renton, WA	17/6	
34	Turner, Nolan	S	6-1	202	11/29/1997	R	Clemson	Vestavia Hills, AL	-	
21	Vaughn, Ke'Shawn	RB	5-10	214	5/4/1997	3	Vanderbilt	Nashville, TN	12/1	
50	Vea, Vita	NT	6-4	347	2/5/1995	5	Washington	Milpitas, CA	16/16	
73	Walton, Brandon	OL	6-5	300	3/18/1998	1	Florida Atlantic	Largo, FL	0/0	
72	Wells, Josh	T	6-6	306	2/14/1991	8	James Madison	Mechanicsville, VA	17/5	
45	White, Devin	LB	6-0	237	2/17/1998	4	LSU	Springhill, LA	17/17	
29	White, Rachaad	RB	6-0	214	1/12/1999	R	Arizona State	Kansas City, MO	-	
31	Winfield Jr., Antoine	S	5-9	203	8/16/1998	3	Minnesota	The Woodlands, TX	13/13	
78	Wirfs, Tristan	T	6-5	320	1/24/1999	3	Iowa	Mount Vernon, IA	17/17	
57	Young, Jordan	OLB	6-3	230	2/8/1998	R	Old Dominion	Coatesville, PA	-	

INJURED RESERVE									
No.	Name	Pos.	Ht.	Wt.	Birthdate	NFL Exp.	College	Hometown	2021 GP/GS
49	Gill, Cam	OLB	6-3	240	12/14/1997	3	Wagner	Douglasville, GA	13/0
64	Stinnie, Aaron	G	6-3	312	2/18/1994	5	James Madison	Charlottesville, VA	6/1

* Gage Jr. played in 14 games with the Atlanta Falcons. Hicks played in 9 games with the Chicago Bears. F. Johnson played in 5 games with the Cincinnati Bengals. Jones played in 10 games with the Tennessee Titans. Laird played in 6 games with the Miami Dolphins. Mason played in 15 games with the New England Patriots. Nassib played in 13 games for the Las

Head Coach: Todd Bowles

Assistant Coaches: Harold Goodwin (assistant head coach/run game coordinator); Keith Armstrong (special teams coordinator); Larry Foote (inside linebackers/pass game coordinator); Byron Leftwich (offensive coordinator); Kacy Rodgers (defensive line/run game coordinator); Tim Atkins (assistant secondary); Cory Bichey (assistant strength & conditioning); Chris Boniol (specialists); Mike Chiurco (assistant to the head coach); Clyde Christensen (quarterbacks); Rick Christophel (senior offensive assistant); Joey Fitzgerald (defensive quality control); Kevin Garver (wide receivers); Joe Gilbert (offensive line); Maral Javadifar (director of rehabilitation/performance coach); Jeff Kastl (offensive quality control); Thaddeus Lewis (assistant wide receivers); Lori Locust (assistant defensive line); Tom Moore (running backs); Tom Moore (assistant coach); Anthony Piroli (head strength & conditioning); Nick Rapone (safeties); Kevin Ross (cornerbacks); Bob Sanders (outside linebackers); Keith Tandy (assistant special teams); John Van Dam (tight ends); Chad Wade (assistant strength & conditioning)

2022 TAMPA BAY BUCCANEERS ROSTER BY POSITION

(as of 8/22/22)							
No.	Name	Pos.	College	Ht.	Wt.	Age	NFL Exp.
<u>Defensive Linemen (10)</u>							
92	William Gholston	DL	Michigan State	6-6	281	31	10
71	Mike Greene	DL	James Madison	6-3	293	23	R
90	Logan Hall	DL	Houston	6-6	283	22	R
96	Akiem Hicks	DL	Regina (Canada)	6-4	352	32	11
56	Rakeem Nunez-Roches	DL	Southern Miss	6-2	307	29	8
79	Pat O'Connor	DL	Eastern Michigan	6-4	270	28	4
91	Benning Potoa'e	DL	Washington	6-3	290	25	1
94	Willington Previlon	DL	Rutgers	6-5	285	25	1
95	Deadrin Senat	NT	USF	6-1	305	28	4
50	Vita Vea	NT	Washington	6-4	347	27	5
<u>Outside Linebacker (7)</u>							
46	Andre Anthony	OLB	LSU	6-4	251	25	R
58	Shaquil Barrett	OLB	Colorado State	6-2	250	29	9
93	Carl Nassib	OLB	Penn State	6-7	275	29	7
98	Anthony Nelson	OLB	Iowa	6-7	271	25	4
44	Elijah Ponder	OLB	Cincinnati	6-3	275	24	1
9	Joe Tryon-Shoyinka	OLB	Washington	6-5	259	23	2
57	Jordan Young	OLB	Old Dominion	6-3	230	24	R
<u>Inside Linebacker (6)</u>							
52	K.J. Britt	LB	Auburn	6-0	235	23	2
54	Lavonte David	LB	Nebraska	6-1	233	32	11
53	Olakunle Fatukasi	LB	Rutgers	6-2	240	23	R
51	J.J. Russell	LB	Memphis	6-1	225	23	R
48	Grant Stuard	LB	Houston	5-11	230	27	2
45	Devin White	LB	LSU	6-0	237	24	4
<u>Cornerback (8)</u>							
24	Carlton Davis III	CB	Auburn	6-1	206	25	5
35	Jamel Dean	CB	Auburn	6-1	206	25	4
30	Dee Delaney	CB	Miami (FL)	5-11	200	27	2
36	Don Gardner	CB	South Dakota State	6-1	180	24	R
27	Zyon McCollum	CB	Sam Houston State	6-2	199	23	R
37	Kyler McMichael	CB	North Carolina	6-0	202	22	R
23	Sean Murphy-Bunting	CB	Central Michigan	6-1	195	25	4
28	Rashard Robinson	CB	LSU	6-2	177	27	6
<u>Safety (6)</u>							
39	Chris Cooper	S	Stony Brook	5-10	202	28	1
32	Mike Edwards	S	Kentucky	5-10	205	26	4
22	Keanu Neal	S	Florida	6-0	211	27	7
26	Logan Ryan	S	Rutgers	5-11	195	31	10
34	Nolan Turner	S	Clemson	6-1	202	24	R
31	Antoine Winfield Jr.	S	Minnesota	5-9	203	24	3
<u>Long Snapper (1)</u>							
97	Zach Triner	LS	Assumption	6-3	245	31	4
<u>Punter (1)</u>							
5	Jake Camarda	P	Georgia	6-1	193	23	R
<u>Kicker (2)</u>							
19	Jose Borregales	K	Miami	5-10	206	24	1
3	Ryan Succop	K	South Carolina	6-2	218	35	14
<u>Offensive Line (13)</u>							
65	Dylan Cook	OL	Montana	6-6	305	24	R
67	Luke Goedeke	G	Central Michigan	6-5	312	23	R
70	Robert Hainsey	OL	Notre Dame	6-4	306	24	2
61	Sadarius Hutcherson	G	South Carolina	6-3	321	24	2
66	Ryan Jensen	C	Colorado State-Pueblo	6-4	319	31	9
74	Fred Johnson	OL	Florida	6-7	326	25	4
60	Nick Leverett	G	Rice	6-4	310	25	2
69	Shaq Mason	G	Georgia Tech	6-1	310	28	8
75	John Molchon	G	Boise State	6-5	309	25	3
76	Donovan Smith	T	Penn State	6-6	338	29	8
73	Brandon Walton	OL	Florida Atlantic	6-5	300	24	1
72	Josh Wells	T	James Madison	6-6	306	31	8
78	Tristan Wirfs	T	Iowa	6-5	320	23	3
<u>Tight End (5)</u>							
84	Cameron Brate	TE	Harvard	6-5	235	31	8
82	JJ Howland	TE	Yale	6-6	255	24	R
41	Ko Kieft	TE	Minnesota	6-5	265	24	R
88	Cade Otton	TE	Washington	6-05	247	23	R
8	Kyle Rudolph	TE	Notre Dame	6-6	265	32	12
<u>Running Back (5)</u>							
25	Giovani Bernard	RB	North Carolina	5-9	205	30	10
7	Leonard Fournette	RB	LSU	6-0	228	27	6
43	Patrick Laird	RB	California	6-1	205	27	4
21	Ke'Shawn Vaughn	RB	Vanderbilt	5-10	214	25	3
29	Rachaad White	RB	Arizona State	6-0	214	23	R
<u>Wide Receiver (12)</u>							
1	Jaelon Darden	WR	North Texas	5-8	174	23	2
13	Mike Evans	WR	Texas A&M	6-5	231	29	9
17	Russell Gage Jr.	WR	LSU	6-0	184	26	5
80	Kaylon Geiger Sr.	WR	Texas Tech	5-10	180	24	R
14	Chris Godwin	WR	Penn State	6-1	209	26	6
15	Cyril Grayson	WR	LSU	5-9	183	28	2
18	Tyler Johnson	WR	Minnesota	6-1	206	23	3
85	Julio Jones	WR	Alabama	6-3	220	33	12
10	Scotty Miller	WR	Bowling Green	5-9	174	25	4
16	Breshad Perriman	WR	Louisville	6-2	215	28	8
9	Jerreth Sterns	WR	Western Kentucky	5-9	195	23	R
83	Deven Thompson	WR	Utah State	5-8	155	22	R
<u>Quarterback (4)</u>							
12	Tom Brady	QB	Michigan	6-4	225	45	23
11	Blaine Gabbert	QB	Missouri	6-5	235	32	12
4	Ryan Griffin	QB	Tulane	6-4	218	32	8
2	Kyle Trask	QB	Florida	6-5	236	24	2

2022 TAMPA BAY BUCCANEERS BY EXPERIENCE

									(as of 8/22/22)
No.	Name	Pos.	Ht.	Wt.	Age	NFL Exp.	College	Hometown	How Acq.
23rd Year (1)									
12	Tom Brady	QB	6-4	225	8/3/1977	45	23 Michigan	San Mateo, CA	UFA (NE)-20
14th Year (1)									
3	Ryan Succop	K	6-2	218	9/19/1986	35	14 South Carolina	Hickory, NC	FA-'20
12th Year (3)									
11	Blaine Gabbert	QB	6-5	235	10/15/1989	32	12 Missouri	Ballwin, MO	FA-'19
8	Kyle Rudolph	TE	6-6	265	11/9/1989	32	12 Notre Dame	Cincinnati, OH	FA-'22
85	Julio Jones	WR	6-3	220	2/8/1989	33	12 Alabama	Foley, AL	FA-'22
11th Year (2)									
54	Lavonte David	LB	6-1	233	1/23/1990	32	11 Nebraska	Miami, FL	D2-'12
96	Akiem Hicks	DL	6-4	352	11/16/1989	32	11 Regina (Canada)	Sacramento, CA	FA-'22
10th Year (3)									
25	Giovani Bernard	RB	5-9	205	11/22/1991	30	10 North Carolina	Davie, FL	FA-'21
92	William Gholston	DL	6-6	281	7/31/1991	31	10 Michigan State	Detroit, MI	D4b-'13
26	Logan Ryan	S	5-11	195	2/9/1991	31	10 Rutgers	Vorhees, NJ	FA-'22
9th Year (3)									
58	Shaquil Barrett	OLB	6-2	250	11/17/1992	29	9 Colorado State	Baltimore, MD	UFA (DEN)-'19
13	Mike Evans	WR	6-5	231	8/21/1993	29	9 Texas A&M	Galveston, TX	D1-'14
66	Ryan Jensen	C	6-4	319	5/27/1991	31	9 Colorado State-Pueblo	Fort Morgan, CO	UFA(BAL)-'18
8th Year (7)									
84	Cameron Brate	TE	6-5	245	7/3/1991	31	8 Harvard	Naperville, IL	FA-'15
4	Ryan Griffin	QB	6-4	218	11/17/1989	32	8 Tulane	Westlake Village, CA	W(NO)-'15
69	Shaq Mason	G	6-1	310	8/28/1993	28	8 Georgia Tech	Columbia, TN	T(NE)-'22
56	Rakeem Nunez-Roches	DL	6-2	307	7/3/1993	29	8 Southern Miss	Phenix City, AL	FA-'18
16	Breshad Perriman	WR	6-2	215	9/10/1993	28	8 UCF	Lithonia, GA	FA-'21
76	Donovan Smith	T	6-6	338	6/23/1993	29	8 Penn State	Owings Mills, MD	D2a-'15
72	Josh Wells	T	6-6	306	2/14/1991	31	8 James Madison	Mechanicsville, VA	FA-'19
7th Year (2)									
93	Carl Nassib	OLB	6-7	275	4/12/1993	29	7 Penn State	West Chester, PA	FA-'22
22	Keanu Neal	S	6-0	211	7/26/1995	27	7 Florida	Webster, FL	UFA (DAL)-'22
6th Year (3)									
7	Leonard Fournette	RB	6-0	228	1/18/1995	27	6 LSU	New Orleans, LA	FA-'20
14	Chris Godwin	WR	6-1	209	2/27/1996	26	6 Penn State	Middletown, DE	D3a-'17
28	Rashard Robinson	CB	6-2	177	7/23/1995	27	6 LSU	Pompano Beach, FL	FA-'21
5th Year (3)									
24	Carlton Davis III	CB	6-1	206	12/31/1996	25	5 Auburn	Miami, FL	D2c-'18
17	Russell Gage Jr.	WR	6-0	184	1/22/1996	26	5 LSU	Baton Rouge, LA	UFA (ATL)-'22
50	Vita Vea	NT	6-4	347	2/5/1995	27	5 Washington	Milpitas, CA	D1-'18
4th Year (11)									
35	Jamel Dean	CB	6-1	206	10/15/1996	25	4 Auburn	Cocoa, FL	D3a-'19
32	Mike Edwards	S	5-10	205	5/18/1996	26	4 Kentucky	Cincinnati, OH	D3b-'19
74	Fred Johnson	OL	6-7	326	6/5/1997	25	4 Florida	West Palm Beach, FL	FA-'22
43	Patrick Laird	RB	6-1	205	8/17/1995	27	4 California	San Luis Obispo, CA	FA-'22
10	Scotty Miller	WR	5-9	174	7/31/1997	25	4 Bowling Green	Barrington, IL	D6-'19
23	Sean Murphy-Bunting	CB	6-0	195	6/19/1997	25	4 Central Michigan	Macomb, MI	D2-'19
98	Anthony Nelson	OLB	6-7	271	3/4/1997	25	4 Iowa	Urbandale, IA	D4-'19
79	Patrick O'Connor	DL	6-4	270	11/1/1993	28	4 Eastern Michigan	Chicago, IL	FA-'17
95	Deadrin Senat	DT	6-1	305	7/22/1994	28	4 USF	Immokalee, FL	FA-'22
97	Zach Triner	LS	6-3	245	1/30/1991	31	4 Assumption	Marshfield, MA	FA-'19
45	Devin White	LB	6-0	237	2/17/1998	24	4 LSU	Springhill, LA	D1-'19
3rd Year (5)									
18	Tyler Johnson	WR	6-1	206	8/25/1998	23	3 Minnesota	Minneapolis, MN	D5-'20
75	John Molchon	G	6-5	309	2/2/1997	25	3 Boise State	Las Vegas, NV	FA-'20
21	Ke'Shawn Vaughn	RB	5-10	214	5/4/1997	25	3 Vanderbilt	Nashville, TN	D3-'20
31	Antoine Winfield Jr.	S	5-9	203	8/16/1998	24	3 Minnesota	The Woodlands, TX	D2-'20
78	Tristan Wirfs	T	6-5	320	1/24/1999	23	3 Iowa	Mount Vernon, IA	D1-'20
2nd Year (10)									
52	K.J. Britt	LB	6-0	235	6/4/1999	23	2 Auburn	Oxford, AL	D5-'21
1	Jaelon Darden	WR	5-8	174	1/14/1999	23	2 North Texas	Houston, TX	D4-'21
30	Dee Delaney	CB	5-11	200	2/20/1995	27	2 Miami (FL)	Beaufort, SC	FA-'21
15	Cyril Grayson Jr.	WR	5-9	183	12/5/1993	28	2 LSU	Kenner, LA	FA-'19
70	Robert Hainsey	OL	6-4	306	8/12/1998	24	2 Notre Dame	Pittsburgh, PA	D3-'21
61	Sadarius Hutcherson	G	6-3	321	4/22/1998	24	2 South Carolina	Huntingdon, TN	FA-'21
60	Nick Leverett	G	6-4	310	1/11/1997	25	2 Rice	Salisbury, NC	FA-'20
2	Kyle Trask	QB	6-5	236	3/6/1998	24	2 Florida	Manvel, TX	D2-'21
9	Joe Tryon-Shoyinka	OLB	6-5	259	4/30/1999	23	2 Washington	Renton, WA	D1-'21
48	Grant Stuard	LB	5-11	230	10/15/1998	23	2 Houston	Conroe, TX	D7b-'21
Rookies/1st Year (26)									
46	Andre Anthony	OLB	6-4	251	11/21/1996	25	R LSU	New Orleans, LA	D7-'22
19	Jose Borregales	K	5-10	206	12/15/1997	24	1 Miami (FL)	Miami, FL	FA-'21
5	Jake Camarda	P	6-1	193	4/20/1999	23	R Georgia	Norcross, GA	D4b-'22
65	Dylan Cook	OL	6-6	305	1/11/1998	24	R Montana	Butte, MT	FA-'22
39	Chris Cooper	S	5-10	202	3/17/1994	28	1 Stony Brook	Mount Vernon, NY	FA-'22
53	Olakunle Fatukasi	LB	6-2	240	6/11/1999	23	R Rutgers	Far Rockaway, NY	FA-'22
36	Don Gardner	CB	6-1	180	12/9/1997	24	R South Dakota State	Chicago, IL	FA-'22
80	Kaylon Geiger Sr.	WR	5-10	180	11/1/1997	24	R Texas Tech	Fort Worth, TX	FA-'22
67	Luke Goedeke	G	6-5	312	11/21/1998	23	R Central Michigan	Whitelaw, WI	D2b-'22
71	Mike Greene	DT	6-3	293	5/3/1999	23	R James Madison	Richmond, VA	FA-'22
90	Logan Hall	DL	6-6	283	4/22/2000	22	R Houston	Belton, TX	D2a-'22
82	JJ Howland	TE	6-6	255	10/15/1997	24	R Yale	Fiskdale, MA	FA-'22
41	Ko Kieft	TE	6-5	265	1/20/1998	24	R Minnesota	Sioux Center, IA	D6-'22
27	Zyon McCollum	CB	6-2	199	5/3/1999	23	R Sam Houston State	Galveston, TX	D5-'22
37	Kyler McMichael	CB	6-0	202	3/22/2000	22	R North Carolina	Atlanta, GA	FA-'22
88	Cade Otton	TE	6-5	247	4/15/1999	23	R Washington	Tumwater, WA	D4a-'22
44	Elijah Ponder	OLB	6-3	275	1/16/1998	24	1 Cincinnati	Atlanta, GA	FA-'21
91	Benning Potoa'e	DL	6-3	290	9/17/1996	25	1 Washington	DuPont, WA	FA-'20
94	Willington Previlon	DL	6-5	285	5/19/1997	25	1 Rutgers	Orange, NJ	FA-'21
51	J.J. Russell	LB	6-1	225	10/12/1998	23	R Memphis	Grenada, MS	FA-'22
9	Jerreth Sterns	WR	5-9	195	7/1/1999	23	R Western Kentucky	Waxahachie, TX	FA-'22
83	Deven Thompson	WR	5-8	155	12/23/1999	22	R Utah State	Fort Myers, FL	FA-'22
34	Nolan Turner	S	6-1	202	11/29/1997	24	R Clemson	Vestavia Hills, AL	FA-'22
73	Brandon Walton	OL	6-5	300	3/18/1998	24	1 Florida Atlantic	Largo, FL	W(PIT)-'21
29	Rachad White	RB	6-0	214	1/12/1999	23	R Arizona State	Kansas City, MO	D3-'22
57	Jordan Young	OLB	6-3	230	2/8/1998	24	R Old Dominion	Coatesville, PA	FA-'22

2022 TAMPA BAY BUCCANEERS - HOW THEY WERE BUILT

	DRAFT	TRADES	WAIVERS	FREE AGENTS
2012	Lavonte David (2)			
2013	William Gholston (4b)			
2014	Mike Evans (1)			
2015	Donovan Smith (2a)		Ryan Griffin (NO)	Cameron Brate
2016				
2017	Chris Godwin (3a)			Patrick O'Connor
2018	Vita Vea (1) Carlton Davis III (2c)			Ryan Jensen (BAL) Rakeem Nunez-Roches
2019	Devin White (1) Sean Murphy-Bunting (2) Jamel Dean (3a) Mike Edwards (3b) Anthony Nelson (4) Scotty Miller (6)		Aaron Stinnie (TEN)	Shaquil Barrett (DEN) Blaine Gabbert Cyril Grayson Jr. Zach Triner Josh Wells
2020	Tristan Wirfs (1) Antoine Winfield Jr. (2) Ke'Shawn Vaughn (3) Tyler Johnson (5)			Tom Brady (NE) Leonard Fournette (JAC) Cam Gill Nick Leverett John Molchon Benning Potoa'e Ryan Succop (TEN)
2021	Joe Tryon-Shoyinka (1) Kyle Trask (2) Robert Hainsey (3) Jaelon Darden (4) K.J. Britt (5) Grant Stuard (7b)		Brandon Walton (PIT)	Giovani Bernard Jose Borregales Dee Delaney Sadarius Hutcherson Breshad Perriman Elijah Ponder Willington Previlon Rashard Robinson
2022	Logan Hall (2a) Luke Goedeke (2b) Rachaad White (3) Cade Otton (4a) Jake Camarda (4b) Zyon McCollum (5) Ko Kieft (6) Andre Anthony (7)	Shaq Mason (NE)		Dylan Cook Chris Cooper Olakunle Fatukasi Russell Gage Jr. (ATL) Don Gardner Kaylon Geiger Sr. Mike Greene Akiem Hicks (CHI) JJ Howland Fred Johnson (CIN) Julio Jones Patrick Laird Kyler McMichael Carl Nassib Keanu Neal (DAL) Kyle Rudolph J.J. Russell Logan Ryan Deadrin Senat Jerreth Sterns Deven Thompson Nolan Turner Jordan Young

TAMPA BAY BUCCANEERS' 2022 PERSONNEL LOG

(By Date)

January 24 – Signed RB **Kenjon Barner**, K **Jose Borregales**, TE **Codey McElroy**, G **John Molchon**, OLB **Elijah Ponder**, DL **Benning Potoa'e**, DL **Willington Previlon**, CB **Rashard Robinson**, DL **Kobe Smith** and S **Troy Warner** to future contracts.

January 31 – Signed P **Sterling Hofrichter**, T **Jonathan Hubbard**, WR **Travis Jonsen**, WR **Vyncint Smith** and WR **Austin Watkins** to future contracts.

February 3 – Signed S **Chris Cooper** to a future contract.

February 16 – Signed OL **Brandon Walton** to a future contract.

March 1 – Added Defensive Quality Control Coach **Joey Fitzgerald**, Offensive Quality Control Coach **Jeff Kastl** and Outside Linebackers Coach **Bob Sanders** to the coaching staff.

March 8 – Placed franchise tag on WR **Chris Godwin**.

March 13 – Re-signed G **Aaron Stinnie**.

March 14 – Re-signed C **Ryan Jensen**.

March 16 – Re-signed CB **Carlton Davis III**.

March 18 – Signed WR **Russell Gage Jr.** Acquired G **Shaq Mason** from the New England Patriots in exchange for Tampa Bay's fifth-round selection in the 2022 NFL Draft.

March 21 – Signed WR **Chris Godwin** to a multi-year contract extension.

March 23 – Re-signed RB **Leonard Fournette**.

March 24 – Signed DB **Logan Ryan**. Re-signed DL **William Gholston** and WR **Breshad Perriman**.

March 28 – Re-signed LS **Zach Triner** and T **Josh Wells**.

March 30 – Promoted **Todd Bowles** to Head Coach.

March 31 – Re-signed QB **Ryan Griffin**.

April 4 – Signed OL **Fred Johnson**.

April 6 – Signed S **Keanu Neal**. Re-signed QB **Blaine Gabbert**.

April 8 – Re-signed RB **Giovani Bernard**.

April 12 – Re-signed DL **Patrick O'Connor**.

April 22 – Signed DT **Deadrin Senat**.

April 27 – Exercised fifth-year option on LB **Devin White**.

May 12 – Signed OLB **Andre Anthony**, TE **Ko Kieft**, CB **Zyon McCollum** and RB **Rachaad White**.

May 13 – Signed TE **Ben Beise**, OL **Curtis Blackwell**, OL **Dylan Cook**, LB **Olakunle Fatukasi**, CB **Don Gardner**, WR **Kaylon Geiger Sr.**, CB **Kyler McMichael**, OLB **JoJo Ozougwu**, LB **J.J. Russell**, WR **Jerreth Sterns**, WR **Deven Thompson**, S **Nolan Turner** and OLB **Jordan Young**.

May 16 – Signed WR **Kameron Brown**, DL **Mike Greene** and TE **JJ Howland**. Waived DL **Kobe Smith** and WR **Austin Watkins**.

June 1 – Signed DL **Akiem Hicks**. Waived WR **Travis Jonsen**.

June 6 – Signed OL **Luke Goedeke**.

June 9 – Signed P **Jake Camarda**.

June 22 – Released P **Bradley Pinion**.

July 23 – Signed DL **Logan Hall**. Placed CB **Don Gardner** and G **Sadarius Hutcherson** on the Active/Physically Unable to Perform list.

July 24 – Signed TE **Cade Otton**.

July 25 – Signed TE **Kyle Rudolph**.

July 26 – Waived (injury settlement) TE **Codey McElroy**.

July 27 – Signed WR **Julio Jones**.

July 29 – Signed TE **Bug Howard**. Activated G **Sadarius Hutcherson** from the Physically Unable to Perform list. Waived P **Sterling Hofrichter**.

July 31 – Activated CB **Don Gardner** from the Physically Unable to Perform list.

August 15 – Placed RB **Kenjon Barner** on Injured Reserve. Signed RB **Patrick Laird**.

August 16 – Signed OLB **Carl Nassib**. Released DB **Ross Cockrell**. Waived TE **Ben Beise**, OL **Curtis Blackwell** and WR **Kameron Brown**. Waived (injured) OLB **JoJo Ozougwu** and OL **Jonathan Hubbard**.

August 21 – Released WR **Vyncint Smith** and S **Troy Warner**.

August 22 – Placed OLB **Cam Gill** and G **Aaron Stinnie** on Injured Reserve.

August 23 – Waived (injured) TE **Bug Howard**.

TAMPA BAY BUCCANEERS' 2022 PERSONNEL LOG

(By Player and Coach)

Anthony, Andre **OLB**
May 12 Signed contract

Barner, Kenjon **RB**
Jan. 24 Signed to future contract
Aug. 15 Placed on Injured Reserve

Beise, Ben..... **TE**
May 13 Signed contract
Aug. 16 Waived

Bernard, Giovanni **RB**
April 8 Re-Signed

Blackwell, Curtis **OL**
May 13 Signed contract
Aug. 16 Waived

Borregales, Jose **K**
Jan. 24 Signed to future contract

Bowles, Todd..... **Coach**
March 30 Promoted to Head Coach

Brown, Kameron **WR**
May 16 Signed contract
Aug. 16 Waived

Camarda, Jake..... **P**
June 9 Signed contract

Cockrell, Ross **DB**
Aug. 16 Released

Cook, Dylan **OL**
May 13 Signed contract

Cooper, Chris **S**
Feb. 3 Signed to future contract

Davis III, Carlton..... **CB**
March 16 Re-signed

Fatukasi, Olakunle **LB**
May 13 Signed contract

Fitzgerald, Joey..... **Coach**
March 1 Named Defensive Quality Control Coach

Fournette, Leonard **RB**
March 23 Re-signed

Gabbert, Blaine **QB**
April 6 Re-signed

Gage Jr., Russell **WR**
March 18 Signed contract

Gardner, Don..... **CB**
May 13 Signed contract
July 23 Placed on the Active/PUP list
July 31 Activated from PUP list

Geiger Sr., Kaylon..... **WR**
May 13 Signed contract

Gholston, William..... **DL**
March 24 Re-signed

Gill, Cam **OLB**
Aug. 22 Placed on Injured Reserve

Godwin, Chris..... **WR**
March 8 Given franchise tag
March 21 Signed to contract extension

Goedeke, Luke **G**
June 6 Signed contract

Greene, Mike..... **DL**
May 16 Signed contract

Griffin, Ryan **QB**
March 31 Re-signed

Hall, Logan..... **DL**
 July 23 Signed contract
Hicks, Akiem..... **DL**
 June 1 Signed contract
Hofrichter, Sterling **P**
 Jan. 31 Signed to future contract
 July 29 Waived
Howard, Bug..... **TE**
 July 29 Signed contract
 Aug. 23 Waive (injured)
Howland, JJ..... **TE**
 May 16 Signed contract
Hubbard, Jonathan **T**
 Jan. 31 Signed to future contract
 Aug. 16 Waived (injured)
Hutcherson, Sadarius..... **G**
 July 23 Placed on Active/PUP list
 July 29 Activated from PUP list
Jensen, Ryan..... **C**
 March 14 Re-signed
Johnson, Fred **OL**
 April 4 Signed contract
Jones, Julio **WR**
 July 27 Signed contract
Jonsen, Travis..... **WR**
 Jan. 31 Signed to future contract
 June 1 Waived
Kastl, Jeff..... **Coach**
 March 1 Named Offensive Quality Control Coach
Kieft, Ko **TE**
 May 12 Signed contract
Laird, Patrick **RB**
 Aug. 15 Signed contract
Mason, Shaq..... **G**
 March 18 Acquired via trade from New England
McCollum, Zyon **CB**
 May 12 Signed contract
McElroy, Codey **TE**
 Jan. 24 Signed to future contract
 July 26 Waived (injury settlement)
McMichael, Kyler **CB**
 May 13 Signed contract
Molchon, John..... **G**
 Jan. 24 Signed to futures contract
Nassib, Carl **OLB**
 Aug. 16 Signed contract
Neal, Keanu **S**
 April 6 Signed contract
O'Connor, Pat..... **DL**
 April 12 Re-signed
Otton, Cade..... **TE**
 July 24 Signed contract
Ozougwu, JoJo **OLB**
 May 13 Signed contract
 Aug. 16 Waived (injured)
Perriman, Breshad **WR**
 March 24 Re-signed
Pinion, Bradley **P**
 June 22 Released
Ponder, Elijah **OLB**
 Jan. 24 Signed to future contract

Potoa'e, Benning..... DL
 Jan. 24 Signed to future contract
Previlon, Willington DL
 Jan. 24 Signed to future contract
Robinson, Rashard CB
 Jan. 24 Signed to future contract
Rudolph, Kyle TE
 July 25 Signed contract
Russell, J.J. LB
 May 13 Signed contract
Ryan, Logan DB
 March 24 Signed contract
Sanders, Bob..... Coach
 March 1 Named Outside Linebackers Coach
Senat, Deadrin..... DT
 April 22 Signed contract
Smith, Kobe DL
 Jan. 24 Signed to future contract
 May 16 Waived
Smith, Vyncint WR
 Jan. 31 Signed to future contract
 Aug. 21 Released
Sterns, Jerreth..... WR
 May 13 Signed contract
Stinnie, Aaron..... G
 March 13 Re-signed
 Aug. 22 Placed on Injured Reserve
Thompkins, Deven WR
 May 13 Signed contract
Triner, Zach LS
 March 28 Re-signed
Turner, Nolan..... S
 May 13 Signed contract
Walton, Brandon OL
 Feb. 16 Signed to future contract
Warner, Troy S
 Jan. 24 Signed to future contract
 Aug. 21 Waived
Watkins, Austin WR
 Jan. 31 Signed to future contract
 May 16 Waived
Wells, Josh T
 March 28 Re-signed
White, Devin LB
 April 27 Exercised fifth-year option
White, Rachaad RB
 May 12 Signed contract
Young, Jordan..... OLB
 May 13 Signed contract

2022 TAMPA BAY BUCCANEERS PRESEASON STATISTICS

2022 RECORD --			WON: 0	LOST: 2
Aug 14	L	24-26	MIAMI	68,841
Aug 21	L	3-13	at Tennessee	65,319
Aug 29			at Indianapolis	
<hr/>				
Sept 11			at Dallas	
Sept 18			at New Orleans	
Sept 25			GREEN BAY	
Oct 2			KANSAS CITY	
Oct 9			ATLANTA	
Oct 16			at Pittsburgh	
Oct 23			at Carolina	
Oct 27			BALTIMORE	
Nov 6			L.A. RAMS	
Nov 13			SEATTLE	
			-- bye week --	
Nov 27			at Cleveland	
Dec 5			NEW ORLEANS	
Dec 11			at San Francisco	
Dec 18			CINCINNATI	
Dec 25			at Arizona	
Jan 1			CAROLINA	
Jan 7-8			at Atlanta	

	<u>BUCCANEERS</u>	<u>OPPONENTS</u>
TOTAL FIRST DOWNS	31	26
Rushing	9	9
Passing	19	17
Penalty	3	0
3rd Down: Made/Att.	8/26	5/25
3rd Down Pct.	30.8%	20.0%
4th Down: Made/Att.	1/3	1/3
4th Down Pct.	33.3%	33.3%
POSSESSION AVG.	29:36	30:24
TOTAL NET YARDS	563	497
Avg. Per Game	281.5	248.5
Total Plays	126	110
Avg. Per Play	4.5	4.5
NET YARDS RUSHING	181	187
Avg. Per Game	90.5	93.5
Total Rushes	53	47
NET YARDS PASSING	382	310
Avg. Per Game	191.0	155.0
Sacked/Yards Lost	6/50	7/44
Gross Yards	432	354
Att./Completions	67/44	56/34
Completion Pct.	65.7%	60.7%
Had Intercepted	2	1
PUNTS/AVERAGE	11/48.6	10/44.8
NET PUNTING AVERAGE	35.0	40.3
PENALTIES/YARDS	8/64	11/85
FUMBLES/FUMBLES LOST	5/2	2/0
TOUCHDOWNS	3	3
Rushing	1	0
Passing	2	2
Returns	0	1

SCORE BY QUARTERS	1	2	3	4	OT	TOTAL
BUCCANEERS	7	7	13	0	0	27
OPPONENTS	3	30	3	3	0	39

SCORING	TD	R	P	Rt	PAT	2P	FG	S	PTS
Borregales	0	0	0	0	3/3	0	1/2	0	6
Darden	1	0	1	0	0-0	0	0-0	0	6
Sterns	1	0	1	0	0-0	0	0-0	0	6
Vaughn	1	1	0	0	0-0	0	0-0	0	6
Vaughn	0	0	0	0	0-0	0	3-3	0	3
BUCCANEERS	3	1	2	0	3/3	0-0	2/3	0	27
OPPONENTS	3	0	2	1	3/3	0-0	6/6	0	39

SACKS: Fatukasi 1.5, O'Connor 1.5, Anthony 1.0, Gill 1.0, Nelson 1.0, Senat 0.5, Young 0.5
Buccaneers 7.0, Opponents 6.0.

FUM/LOST: Trask 3/1, White 1/1, Geiger 1/0

RUSHING	No	Yds	Avg	Lg	TD
Vaughn	20	73	3.7	17	1
White, R.	13	51	3.9	12	0
Fournette	5	20	4.0	10	0
Bernard	7	19	2.7	8	0
Barner	7	18	2.6	11	0
Laird	1	0	0.0	0	0
BUCCANEERS	53	181	3.4	17	1
OPPONENTS	47	187	4.0	24	0

RECEIVING	No	Yds	Avg	Lg	TD
Johnson, T.	8	97	12.1	22	0
Sterns	6	64	10.7	20	1
Geiger	6	54	9.0	26	0
Thompkins	4	49	12.3	34	0
Howland	3	42	14.0	29	0
White, R.	3	29	9.7	16	0
Vaughn	2	22	11.0	15	0
Barner	2	13	6.5	9	0
Fournette	2	6	3.0	4	0
Darden	1	23	23.0	23t	1
Miller	1	15	15.0	15	0
Otton	1	10	10.0	10	0
Howard	1	6	6.0	6	0
Rudolph	1	3	3.0	3	0
Smith, V.	1	2	2.0	2	0
Laird	1	1	1.0	1	0
Bernard	1	-4	-4.0	-4	0
BUCCANEERS	44	432	9.8	34	2
OPPONENTS	34	354	10.4	33	2

INTERCEPTIONS	No	Yds	Avg	Lg	TD
Gardner	1	0	0.0	0	0
BUCCANEERS	1	0	0.0	0	0
OPPONENTS	2	38	19.0	38	0

PUNTING	No	Yds	Avg	Net	TB	In20	Lg	Bk
Camarda	11	535	48.6	35.0	1	2	65	0
BUCS	11	535	48.6	35.0	1	2	65	0
OPPONENTS	10	448	44.8	40.3	2	7	48	0

PUNT RETURNS	Ret	FC	Yds	Avg	Lg	TD
Thompkins	1	2	5	5.0	5	0
Darden	1	0	0	0.0	0	0
Geiger	1	0	0	0.0	0	0
BUCCANEERS	3	2	5	1.7	5	0
OPPONENTS	8	2	130	16.3	35	0

KICKOFF RETURNS	Ret	Yds	Avg	Lg	TD
White, R.	3	76	25.3	33	0
Darden	1	25	25.0	25	0
Thompkins	1	17	17.0	17	0
BUCCANEERS	5	118	23.6	33	0
OPPONENTS	4	92	23.0	26	0

FIELD GOALS	1-19	20-29	30-39	40-49	50+	Lg
Borregales	0-0	0-0	0-0	0-1	1-1	55
Succop	0-0	0-0	0-0	0-1	1-1	52
BUCCANEERS	0-0	0-0	0-0	0-1	2-2	55
OPPONENTS	0-0	1-1	2-2	1-1	2-2	53

Borregales: (55G, 49RU) ()
Succop: () (52G)

Buccaneers: (55G, 49RU) (52G)

OPPONENTS: (33G, 52G, 23G, 53G) (32G, 49G)

PASSING	Att	Comp	Yds	Cmp%	Yds/Att	TD	TD%	INT	INT%	Lg	Sack/Lost	Rating
Trask	57	36	363	63.2	6.37	1	1.8	2	3.5	34	6/50	72.5
Gabbert	10	8	69	80.0	6.90	1	10.0	0	0.0	23t	0/0	128.8
BUCCANEERS	67	44	432	65.7	6.45	2	3.0	2	3.0	34	6/50	81.2
OPPONENTS	56	34	354	60.7	6.32	2	3.6	1	1.8	33	7/44	83.5

2022 BUCCANEERS PRESEASON DEFENSIVE STATISTICS

Player	Tackles				Sacks			Interceptions				Fumbles			
	Solo	Ast.	Total	TFL	Sack	Yds	QBH	INT	Yds	TD	PD	FF	FR	Yds	TD
Olakunle Fatukasi	10	5	15	3	1.5	6.5	2	-	-	-	1	-	-	-	-
J.J. Russell	7	2	9	-	-	-	2	-	-	-	-	-	-	-	-
Patrick O'Connor	5	2	7	1	1.5	10.5	2	-	-	-	-	-	-	-	-
Chris Cooper	4	2	6	1	-	-	-	-	-	-	-	-	-	-	-
Deadrin Senat	3	3	6	-	0.5	1.5	1	-	-	-	-	-	-	-	-
Anthony Nelson	5	0	5	2	1.0	10.0	1	-	-	-	-	-	-	-	-
Cam Gill	4	0	4	2	1.0	6.0	1	-	-	-	-	-	-	-	-
Troy Warner	4	0	4	-	-	-	-	-	-	-	-	-	-	-	-
Dee Delaney	3	1	4	-	-	-	-	-	-	-	1	-	-	-	-
Kyler McMichael	3	1	4	-	-	-	-	-	-	-	-	-	-	-	-
Jordan Young	3	1	4	-	0.5	2.5	1	-	-	-	-	-	-	-	-
K.J. Britt	2	2	4	-	-	-	-	-	-	-	-	-	-	-	-
Nolan Turner	2	2	4	-	-	-	-	-	-	-	-	-	-	-	-
Benning Potoa'e	1	3	4	-	-	-	1	-	-	-	-	-	-	-	-
Joe Tryon-Shoyinka	3	0	3	2	-	-	-	-	-	-	-	-	-	-	-
Andre Anthony	2	0	2	1	1.0	7.0	1	-	-	-	-	-	-	-	-
Mike Greene	2	0	2	-	-	-	-	-	-	-	-	-	-	-	-
Logan Hall	1	1	2	-	-	-	-	-	-	-	-	-	-	-	-
Carl Nassib	1	1	2	-	-	-	-	-	-	-	-	-	-	-	-
Elijah Ponder	1	1	2	-	-	-	-	-	-	-	-	-	-	-	-
Rashard Robinson	1	1	2	-	-	-	-	-	-	-	-	-	-	-	-
Ross Cockrell	1	0	1	-	-	-	-	-	-	-	-	-	-	-	-
Jamel Dean	1	0	1	-	-	-	-	-	-	-	-	-	-	-	-
Logan Ryan	1	0	1	-	-	-	-	-	-	-	-	-	-	-	-
Grant Stuard	1	0	1	-	-	-	-	-	-	-	-	-	-	-	-
Mike Edwards	0	1	1	-	-	-	-	-	-	-	-	-	-	-	-
Don Gardner	0	1	1	-	-	-	-	1	0	0	1	-	-	-	-
Zyon McCollum	0	1	1	-	-	-	-	-	-	-	-	-	-	-	-
Sean Murphy-Bunting	0	1	1	-	-	-	-	-	-	-	-	-	-	-	-
Wilmington Previlon	0	1	1	-	-	-	2	-	-	-	-	-	-	-	-
Totals	71	33	104	12	7.0	44.0	14	1	0	0	3	0	0	0	0

2022 PRESEASON SPECIAL TEAMS STATISTICS

Player	Tackles			Fumbles		
	Solo	Ast.	Total	FF	FR	TD
Rachaad White	2	0	2	-	-	-
Cade Otton	1	1	2	-	-	-
Nolan Turner	1	1	2	-	-	-
Ko Kieft	0	2	2	-	-	-
Dee Delaney	1	0	1	-	-	-
Kaylon Geiger	1	0	1	-	-	-
Rashard Robinson	1	0	1	-	-	-
J.J. Russell	1	0	1	-	-	-
Zach Triner	1	0	1	-	-	-
Jordan Young	1	0	1	1	-	-
Olakunle Fatukasi	0	1	1	-	-	-
Don Gardner	0	1	1	-	-	-
Bug Howard	0	1	1	-	-	-
Totals	10	7	17	1	0	0

Return Touchdowns

Safeties

(IR - inj. reserve; PS - practice squad; N - not on team)

Blocked Kicks			
	FG	PAT	Punt
	0	0	0
Totals	0	0	0

Own Fumbles				
	Total	Lost	OR	OOB
Kaylon Geiger	1	0	0	1
Kyle Trask	3	1	2	0
Rachaad White	1	1	0	0
Totals	5	2	2	1

Miscellaneous Tackles/FRs				
	SOLO	AST	FF	FR
Kaylon Geiger	1	0	0	0
Rachaad White	1	0	0	0
Totals	2	0	0	0

2022 BUCCANEERS PRESEASON PARTICIPATION CHART

Legend																		
Position Abbreviation Indicates Start (e.g. S indicates started at safety) P = Played DNP = Did Not Play IA = Inactive IR = Injured Reserve																		
N = Not on Roster PS = Practice Squad PUP = Phys. Unable to Perform NFI = Res./Non-Football-Injury RES = Reserve																		
	P	D				1	2	3		P	D				1	2	3	
	O	G	G	N	I					O	G	G	N	I				
Player	S	P	S	P	A	MIA	@ten	@ind		S	P	S	P	A	MIA	@ten	@ind	
Anthony, Andre	OLB	2	0	0	0	P	P			McMichael, Kyler	CB	2	0	0	0	P	P	
Barner, Kenjon	RB	1	0	0	0	P	IR			Miller, Scotty	WR	2	0	0	0	P	P	
Barrett, Shaquil	OLB	0	0	2	0	DNP	DNP			Molchon, John	G	2	0	0	0	P	P	
Beise, Ben	TE	1	0	0	0	P	N			Murphy-Bunting, Sean	CB	1	1	1	0	DNP	CB	
Bernard, Giovanni	RB	1	1	1	0	RB	DNP			Nassib, Carl	OLB	1	0	0	0	N	P	
Blackwell, Curtis	OL	1	0	0	0	P	N			Neal, Keanu	S	0	0	2	0	DNP	DNP	
Borregales, Jose	K	2	0	0	0	P	P			Nelson, Anthony	OLB	2	2	0	0	OLB	OLB	
Brady, Tom	QB	0	0	2	0	DNP	DNP			Nuñez-Roches, Rakeem	DL	1	1	1	0	DNP	DL	
Brate, Cameron	TE	0	0	2	0	DNP	DNP			O'Connor, Patrick	DL	2	1	0	0	DL	P	
Britt, K.J.	LB	2	2	0	0	ILB	ILB			Otton, Cade	TE	2	2	0	0	TE	TE	
Brown, Kameron	WR	1	0	0	0	P	N			Ozougwu, JoJo	OLB	0	0	1	0	DNP	N	
Camarda, Jake	P	2	0	0	0	P	P			Perriman, Breshad	WR	0	0	2	0	DNP	DNP	
Cockrell, Ross	DB	1	1	0	0	S	N			Ponder, Elijah	OLB	2	0	0	0	P	P	
Cook, Dylan	OL	2	0	0	0	P	P			Potoa'e, Benning	DL	2	0	0	0	P	P	
Cooper, Chris	S	2	0	0	0	P	P			Previlon, Willington	DL	2	0	0	0	P	P	
Darden, Jaelon	WR	2	2	0	0	WR	WR			Robinson, Rashard	CB	2	0	0	0	P	P	
David, Lavonte	LB	0	0	2	0	DNP	DNP			Rudolph, Kyle	TE	1	1	1	0	DNP	TE	
Davis III, Carlton	CB	0	0	2	0	DNP	DNP			Russell, J.J.	LB	2	0	0	0	P	P	
Dean, Jamel	CB	1	1	1	0	DNP	CB			Ryan, Logan	S	1	1	1	0	DNP	S	
Delaney, Dee	CB	2	1	0	0	CB	P			Senat, Deadrin	DT	2	1	0	0	DL	P	
Edwards, Mike	S	1	1	1	0	DNP	S			Smith, Donovan	T	0	0	2	0	DNP	DNP	
Evans, Mike	WR	0	0	2	0	DNP	DNP			Smith, Vyncint	WR	2	0	0	0	P	P	
Fatukasi, Olakunle	LB	2	1	0	0	P	ILB			Sterns, Jerreth	WR	2	0	0	0	P	P	
Fournette, Leonard	RB	1	1	1	0	DNP	RB			Stinnie, Aaron	G	2	2	0	0	RG	RG	
Gabbert, Blaine	QB	2	2	0	0	QB	QB			Stuard, Grant	LB	1	1	1	0	ILB	DNP	
Gage Jr., Russell	WR	0	0	2	0	DNP	DNP			Succop, Ryan	K	1	0	1	0	DNP	P	
Gardner, Don	CB	2	0	0	0	P	P			Thompkins, Deven	WR	2	0	0	0	P	P	
Geiger Sr., Kaylon	WR	2	0	0	0	P	P			Trask, Kyle	QB	2	0	0	0	P	P	
Gholston, William	DL	1	1	1	0	DNP	DL			Triner, Zach	LS	2	0	0	0	P	P	
Gill, Cam	OLB	1	1	1	0	OLB	DNP			Tryon-Shoyinka, Joe	OLB	1	1	1	0	DNP	OLB	
Godwin, Chris	WR	0	0	2	0	DNP	DNP			Turner, Nolan	S	2	1	0	0	S	P	
Goedeke, Luke	G	2	1	0	0	P	LG			Vaughn, Ke'Shawn	RB	2	0	0	0	P	P	
Grayson Jr., Cyril	WR	1	0	1	0	P	DNP			Vea, Vita	NT	0	0	2	0	DNP	DNP	
Greene, Mike	DT	2	0	0	0	P	P			Walton, Brandon	OL	2	1	0	0	LT	P	
Griffin, Ryan	QB	0	0	2	0	DNP	DNP			Warner, Troy	S	2	0	0	0	P	P	
Hainsey, Robert	OL	2	2	0	0	C	C			Wells, Josh	T	1	1	1	0	DNP	LT	
Hall, Logan	DL	2	2	0	0	DL	DL			White, Devin	LB	0	0	2	0	DNP	DNP	
Hicks, Akiem	DL	0	0	2	0	DNP	DNP			White, Rachaad	RB	2	0	0	0	P	P	
Howard, Bug	TE	2	0	0	0	P	P			Winfield Jr., Antoine	S	0	0	2	0	DNP	DNP	
Howland, JJ	TE	2	0	0	0	P	P			Wirfs, Tristan	T	0	0	2	0	DNP	DNP	
Hubbard, Jonathan	T	1	0	0	0	P	N			Young, Jordan	OLB	2	0	0	0	P	P	
Hutcherson, Sadarius	G	1	0	1	0	DNP	P											
Jensen, Ryan	C	0	0	2	0	DNP	DNP											
Johnson, Fred	OL	2	2	0	0	RT	RT											
Johnson, Tyler	WR	2	2	0	0	WR	WR											
Jones, Julio	WR	0	0	2	0	DNP	DNP											
Kieft, Ko	TE	2	1	0	0	TE	P											
Laird, Patrick	RB	1	0	0	0	N	P											
Leverett, Nick	G	2	1	0	0	LG	P											
Mason, Shaq	G	0	0	2	0	DNP	DNP											
McCollum, Zyon	CB	1	1	1	0	CB	DNP											

2021 TAMPA BAY BUCCANEERS REGULAR SEASON STATISTICS

2021 RECORD --				WON: 13	LOST: 4
Aug 14	L	14-19	CINCINNATI	64,866	
Aug 21	L	3-34	TENNESSEE	65,324	
Aug 29	W	23-16	at Houston	70,220	
Sept 9	W	31-29	DALLAS	65,566	
Sept 19	W	48-25	ATLANTA	63,694	
Sept 26	L	24-34	at L.A. Rams	73,205	
Oct 3	W	19-17	at New England	65,878	
Oct 10	W	45-17	MIAMI	65,570	
Oct 14	W	28-22	at Philadelphia	69,796	
Oct 24	W	38-3	CHICAGO	65,635	
Oct 31	L	27-36	at New Orleans	69,170	
Nov 14	L	19-29	-- bye week --	52,128	
Nov 22	W	30-10	at Washington	65,643	
Nov 28	W	38-31	N.Y. GIANTS	66,140	
Dec 5	W	30-17	at Indianapolis	69,366	
Dec 12	W	33-27	at Atlanta	65,655	
Dec 19	L	0-9	BUFFALO	65,744	
Dec 26	W	32-6	NEW ORLEANS	71,918	
Jan 2	W	28-24	at Carolina	72,743	
Jan 9	W	41-17	at N.Y. Jets	65,473	
Jan 9	W	41-17	CAROLINA	65,473	

	BUCCANEERS	OPPONENTS
TOTAL FIRST DOWNS	404	344
Rushing	106	94
Passing	273	214
Penalty	25	36
3rd Down: Made/Att.	105/223	87/226
3rd Down Pct.	47.1%	38.5%
4th Down: Made/Att.	9/16	13/28
4th Down Pct.	56.3%	46.4%
POSSESSION AVG.	30:21	29:39
TOTAL NET YARDS	6901	5635
Avg. Per Game	405.9	331.5
Total Plays	1139	1093
Avg. Per Play	6.1	5.2
NET YARDS RUSHING	1672	1573
Avg. Per Game	98.4	92.5
Total Rushes	385	366
NET YARDS PASSING	5229	4062
Avg. Per Game	307.6	238.9
Sacked/Yards Lost	23/154	47/285
Gross Yards	5383	4347
Att./Completions	731/492	680/445
Completion Pct.	67.3%	65.4%
Had Intercepted	12	17
PUNTS/AVERAGE	62/42.0	70/44.6
NET PUNTING AVERAGE	38.4	40.5
PENALTIES/YARDS	97/874	79/635
FUMBLES/FUMBLES LOST	12/7	24/12
TOUCHDOWNS	63	39
Rushing	18	11
Passing	43	26
Returns	2	2

SCORE BY QUARTERS	1	2	3	4	OT	TOTAL
BUCCANEERS	107	155	114	129	6	511
OPPONENTS	70	119	87	77	0	353

SCORING	TD	R	P	Rt	PAT	2P	FG	S	PTS
Succop	0	0	0	0	56/59	0	25/30	0	131
Evans	14	0	14	0	0-0	0	0-0	0	84
Fournette	10	8	2	0	0-0	0	0-0	0	60
Godwin	6	1	5	0	0-0	0	0-0	0	36
Gronkowski	6	0	6	0	0/0	0	0/0	0	36
Brate	4	0	4	0	0-0	0	0-0	0	24
Brown	4	0	4	0	0-0	0	0-0	0	24
Jones	4	4	0	0	0-0	0	0-0	0	24
Bernard	3	0	3	0	0-0	0	0-0	0	18
Brady	2	2	0	0	0-0	0	0-0	0	12
Edwards	2	0	0	2	0-0	0	0-0	0	12
Grayson	2	0	2	0	0-0	0	0-0	0	12
Vaughn	2	2	0	0	0-0	0	0-0	0	12
Bell	1	0	1	0	0-0	1	0-0	0	8
Howard	1	0	1	0	0-0	0	0-0	0	6
Miller	1	1	0	0	0-0	0	0-0	0	6
Perriman	1	0	1	0	0-0	0	0-0	0	6
Pinion	0	0	0	0	0-0	0	0/1	0	0
BUCCANEERS	63	18	43	2	56/59	1-3	25/31	0	511
OPPONENTS	39	11	26	2	34/36	2-3	27/31	0	353

SACKS: Barrett 10.0, Suh 6.0, Nelson 5.0, Gholston 4.5, Tryon-Shoyinka 4.0, Vea 4.0, White 3.5, Pierre-Paul 2.5, David 2.0, Winfield 2.0, Gill 1.5, Minter 1.0, McLendon 0.5, O'Connor 0.5. Buccaneers 47.0, Opponents 23.0.

FUM/LOST: Brady 4/3, Godwin 2/2, Jones 2/2, Barrett 1/0, Bernard 1/0, Fournette 1/0, Jensen 1/0.

PASSING	Att	Comp	Yds	Cmp%	Yds/Att	TD	TD%	INT	INT%	Lg	Sack/Lost	Rating
Brady	719	485	5316	67.5	7.39	43	6.0	12	1.7	62t	22/144	102.1
Gabbert	11	7	67	63.6	6.09	0	0.0	0	0.0	23	1/10	80.5
Fournette	1	0	0	0.0	0.00	0	0.0	0	0.0	0	0/0	39.6
BUCCANEERS	731	492	5383	67.3	7.36	43	5.9	12	1.6	62t	23/154	101.6
OPPONENTS	680	445	4347	65.4	6.39	26	3.8	17	2.5	75t	27/285	85.6

RUSHING	No	Yds	Avg	Lg	TD
Fournette	180	812	4.5	47t	8
Jones	101	428	4.2	30	4
Vaughn	36	180	5.0	55t	2
Brady	28	81	2.9	13	2
Bernard	8	58	7.3	24	0
Miller	2	43	21.5	33t	1
Godwin	4	21	5.3	9	1
Bell	8	18	2.3	7	0
Grayson	1	14	14.0	14	0
Darden	1	11	11.0	11	0
Evans	1	10	10.0	10	0
Brown	1	6	6.0	6	0
Barner	4	0	0.0	1	0
Perriman	1	-3	-3.0	-3	0
Gabbert	9	-7	-0.8	0	0
BUCCANEERS	385	1672	4.3	55t	18
OPPONENTS	366	1573	4.3	55	11

RECEIVING	No	Yds	Avg	Lg	TD
Godwin	98	1103	11.3	44	5
Evans	74	1035	14.0	46	14
Fournette	69	454	6.6	23	2
Gronkowski	55	802	14.6	42	6
Brown	42	545	13.0	62t	4
Johnson	36	360	10.0	31	0
Brate	30	245	8.2	18	4
Bernard	23	123	5.3	32	3
Howard	14	135	9.6	21	1
Perriman	11	167	15.2	58t	1
Grayson	10	212	21.2	62	2
Jones	10	64	6.4	15	0
Darden	6	43	7.2	29	0
Miller, S.	5	38	7.6	13	0
Bell	4	31	7.8	15	1
Vaughn	4	26	6.5	8	0
Yelder	1	0	0.0	0	0
BUCCANEERS	492	5383	10.9	62t	43
OPPONENTS	445	4347	9.8	75t	26

INTERCEPTIONS	No	Yds	Avg	Lg	TD
Edwards	3	46	15.3	31t	2
Winfield	2	30	15.0	30	0
Whitehead	2	24	12.0	17	0
Dean	2	6	3.0	6	0
Desir	2	0	0.0	0	0
Delaney	1	26	26.0	26	0
Davis, C.	1	25	25.0	25	0
Adams	1	17	17.0	17	0
Barrett	1	3	3.0	3	0
McLendon	1	0	0.0	0	0
Sherman	1	0	0.0	0	0
BUCCANEERS	17	177	10.4	31t	2
OPPONENTS	12	201	16.8	66	2

PUNTING	No	Yds	Avg	Net	TB	In20	Lg	Bk
Pinion	56	2378	42.5	38.5	2	23	65	0
Hofrichter	6	227	37.8	33.7	0	3	45	0
BUCCS	62	2605	42.0	38.4	2	26	65	0
OPPONENTS	70	3124	44.6	40.5	2	31	63	0

PUNT RETURNS	Ret	FC	Yds	Avg	Lg	TD
Darden	19	5	142	7.5	43	0
Mickens	8	2	54	6.8	14	0
Barner	6	1	47	7.8	20	0
Bernard	2	2	7	3.5	6	0
BUCCANEERS	35	10	250	7.1	43	0
OPPONENTS	23	21	184	8.0	34	0

KICKOFF RETURNS	Ret	Yds	Avg	Lg	TD
Darden	18	359	19.9	34	0
Mickens	5	129	25.8	41	0
Bernard	3	53	17.7	19	0
Miller	1	19	19.0	19	0
Vaughn	1	15	15.0	15	0
Johnson	1	10	10.0	10	0
Grayson	1	7	7.0	7	0
BUCCANEERS	30	592	19.7	41	0
OPPONENTS	25	669	26.8	72	0

FIELD GOALS	1-19	20-29	30-39	40-49	50+	Lg
Succop	0-0	11-11	7-8	7-10	0-1	48
Pinion	0-0	0-0	0-0	0-0	0-1	-
BUCCANEERS	0-0	11-11	7-8	7-10	0-2	48
OPPONENTS	0-0	14-14	7-8	5-6	1-3	51

Succop: (36G) () (55WR, 26G) (29G, 36WR, 44G, 27G, 48G) (42G) () (43WR, 22G) () (25G, 31G) (25G, 30G, 40G) (25G) (31G) (23G, 24G) (45WL) (36G, 43G, 21G, 48G) (39G, 27G) (39G, 40G, 46S)
Pinion: () () () (60WL) () () () () () () () () () ()
Buccaneers:(36G) () (55WR, 26G) (29G, 36WR, 44G, 27G, 48G) (42G, 60WL) () (43WR, 22G) () (25G, 31G) (25G, 30G, 40G) (25G) (31G) (23G, 24G) (45WL) (36G, 43G, 21G, 48G) (39G, 27G) (39G, 40G, 46S)
OPPONENTS: (31WL, 35G, 60S, 21G, 48G) (36G) (48G, 26G) (27G, 56LU) (23G) (46WR) (28G) (23G, 35G, 23G) (46g, 28G, 29G) (37G) (45) (21G) (21G, 25G) (39G, 35G, 42G) (24G, 29G) (51G) (35G)

2021 TAMPA BAY BUCCANEER POSTSEASON STATISTICS

2021 RECORD --			WON: 1	LOST: 1
Jan 16	W	31-15	Philadelphia	65,077
Jan 23	L	27-30	L.A. Rams	65,597

	BUCCANEERS	OPPONENTS
TOTAL FIRST DOWNS	43	38
Rushing	13	8
Passing	28	27
Penalty	2	3
3rd Down: Made/Att.	7/27 25.9%	9/25 36.0%
4th Down: Made/Att.	2/5 40.0%	1/3 33.3%
POSSESSION AVG.	29:28	30:33
TOTAL NET YARDS	708	767
Avg. Per Game	354.0	383.5
Total Plays	143	132
Avg. Per Play	5.0	5.8
NET YARDS RUSHING	157	168
Avg. Per Game	78.5	84.0
Total Rushes	45	47
NET YARDS PASSING	551	599
Avg. Per Game	275.5	299.5
Sacked/Yards Lost	7/49	4/25
Gross Yards	600	624
Att./Completions	91/59	81/51
Completion Pct.	64.8	63.0
Had Intercepted	1	2
PUNTS/AVERAGE	11/50.3	10/44.7
NET PUNTING AVERAGE	39.8	40.7
PENALTIES/YARDS	8/96	8/90
FUMBLES/FUMBLES LOST	1/1	7/5
TOUCHDOWNS	7	5
Rushing	4	2
Passing	3	3
Returns	0	0

SCORE BY QUARTERS	1	2	3	4	OT	TOTAL
BUCCANEERS	17	3	24	14	0	58
OPPONENTS	10	10	7	18	0	45

SCORING	TD	R	P	Rt	PAT	2P	FG	S	PTS
Succop	0	0	0	0	7-7	0	3-4	0	16
Evans	2	0	2	0	0-0	0	0-0	0	12
Fournette	2	2	0	0	0-0	0	0-0	0	12
Bernard	1	1	0	0	0-0	0	0-0	0	6
Gronkowski	1	0	1	0	0-0	0	0-0	0	6
Vaughn	1	1	0	0	0-0	0	0-0	0	6
BUCCANEERS	7	4	3	0	7-7	0-0	3-4	0	58
OPPONENTS	5	2	3	0	4-4	1-1	3-4	0	45

SACKS: McLendon 1.0, Vea 1.0, Winfield 1.0, Pierre-Paul 0.5, Suh 0.5.
Buccaneers 4.0, Opponents 7.0.

PASSING	Att	Comp	Yds	Cmp%	Yds/Att	TD	TD%	INT	INT%	Lg	Sack/Lost	Rating
Brady	91	59	600	64.8	6.59	3	3.3	1	1.1	55t	7/49	90.0
BUCCANEERS	91	59	600	64.8	6.59	3	3.3	1	1.1	55t	7/49	90.0
OPPONENTS	81	51	624	63.0	7.70	3	3.7	2	2.5	70t	4/25	88.7

RUSHING	No	Yds	Avg	Lg	TD
Vaughn	17	53	3.1	17	1
Fournette	13	51	3.9	11	2
Bernard	13	44	3.4	8	1
Miller	1	9	9.0	9	0
Brady	1	0	0.0	0	0
BUCCANEERS	45	157	3.5	17	4
OPPONENTS	47	168	3.6	34t	2

RECEIVING	No	Yds	Avg	Lg	TD
Evans	17	236	13.9	55t	2
Gronkowski	9	116	12.9	42	1
Fournette	9	56	6.2	19	0
Miller	5	46	9.2	19	0
Johnson	5	45	9.0	17	0
Bernard	5	39	7.8	22	0
Brate	4	38	9.5	16	0
Howard	2	10	5.0	7	0
Vaughn	2	9	4.5	5	0
Perriman	1	5	5.0	5	0
BUCCANEERS	59	600	10.2	55t	3
OPPONENTS	51	624	12.2	70t	3

INTERCEPTIONS	No	Yds	Avg	Lg	TD
Barrett	1	17	17.0	17	0
Edwards	1	0	0.0	0	0
BUCCANEERS	2	17	8.5	17	0
OPPONENTS	1	0	0.0	0	0

PUNTING	No	Yds	Avg	Net	TB	In20	Lg	Bk
Pinion	11	553	50.3	39.8	1	3	61	0
BUCS	11	553	50.3	39.8	1	3	61	0
OPPONENTS	10	447	44.7	40.7	1	3	58	0

PUNT RETURNS	Ret	FC	Yds	Avg	Lg	TD
Darden	5	1	18	3.6	8	0
Bernard	1	0	2	2.0	2	0
BUCCANEERS	6	1	20	3.3	8	0
OPPONENTS	8	1	95	11.9	33	0

KICKOFF RETURNS	Ret	Yds	Avg	Lg	TD
Darden	5	78	15.6	24	0
BUCCANEERS	5	78	15.6	24	0
OPPONENTS	4	76	19.0	24	0

FIELD GOALS	1-19	20-29	30-39	40-49	50+	Lg
Succop	0-0	0-0	2-2	1-2	0-0	45
BUCCANEERS	0-0	0-0	2-2	1-2	0-0	45
OPPONENTS	0-0	1-1	1-1	1-2	0-0	40

Succop: (34G) (45G, 48WR, 31)

OPPONENTS: () (26G, 40G, 47SH, 30G)

2021 BUCCANEERS REGULAR SEASON DEFENSIVE STATISTICS

Player	Tackles				Sacks			Interceptions				Fumbles			
	Solo	Ast.	Total	TFL	Sack	Yds	QBH	INT	Yds	TD	PD	FF	FR	Yds	TD
Devin White	87	41	128	8	3.5	22.5	18	-	-	-	3	-	1	0	0
Lavonte David	63	34	97	5	2.0	1.0	4	-	-	-	3	2	1	12	0
Antoine Winfield, Jr.	62	26	88	4	2.0	8.0	3	2	30	0	6	2	3	9	0
Jordan Whitehead	58	16	74	5	-	-	1	2	24	0	8	1	-	-	-
Jamel Dean	43	9	52	2	-	-	-	2	6	0	9	-	-	-	-
Shaquil Barrett	37	13	50	9	10.0	58.5	22	1	3	0	4	3	2	4	0
Mike Edwards	33	12	45	1	-	-	-	3	46	2	7	1	-	-	-
Sean Murphy-Bunting	29	13	42	1	-	-	-	-	-	-	3	1	-	-	-
Carlton Davis	32	6	38	2	-	-	-	1	25	0	11	-	1	0	0
Will Gholston	21	16	37	6	4.5	33.5	11	-	-	-	-	-	-	-	-
Ross Cockrell	25	10	35	-	-	-	2	-	-	-	7	1	-	-	-
Kevin Minter	22	11	33	2	1.0	7.0	3	-	-	-	-	-	-	-	-
Vita Vea	22	11	33	5	4.0	32.0	12	-	-	-	3	-	1	0	0
Jason Pierre-Paul	20	11	31	3	2.5	6.0	5	-	-	-	4	1	-	-	-
Ndamukong Suh	15	12	27	7	6.0	38.0	13	-	-	-	-	-	1	0	0
Pierre Desir	24	2	26	-	-	-	-	2	0	0	4	1	-	-	-
Joe Tryon-Shoyinka	19	7	26	5	4.0	17.0	10	-	-	-	3	-	-	-	-
Andrew Adams	14	7	21	1	-	-	1	1	17	-	4	-	-	-	-
Anthony Nelson	12	7	19	7	5.0	45.0	10	-	-	-	1	-	1	0	0
Rakeem Nunez-Roches	5	12	17	3	-	-	1	-	-	-	-	1	-	-	-
Dee Delaney	11	3	14	-	-	-	-	1	26	0	2	-	-	-	-
Richard Sherman	11	0	11	-	-	-	-	1	0	0	1	-	1	4	0
Steve McLendon	7	4	11	1	0.5	1.5	5	1	0	0	1	1	-	-	-
K.J. Britt	5	2	7	1	-	-	1	-	-	-	1	-	-	-	-
Cam Gill	5	1	6	1	1.5	11.5	3	-	-	-	-	1	-	-	-
Grant Stuard	1	3	4	-	-	-	-	-	-	-	-	-	-	-	-
Patrick O'Connor	1	2	3	1	0.5	3.5	2	-	-	-	-	-	-	-	-
Rashard Robinson	2	0	2	-	-	-	-	-	-	-	-	-	-	-	-
Benning Potoa'e	0	1	1	-	-	-	-	-	-	-	-	-	-	-	-
Totals	686	292	978	80	47.0	285.0	127	17	177	2	85	15	12	29	0

2021 REGULAR SEASON SPECIAL TEAMS STATISTICS

Player	Tackles			Fumbles		
	Solo	Ast.	Total	FF	FR	TD
Grant Stuard	8	4	12	1	-	-
Ross Cockrell	4	4	8	-	-	-
Kevin Minter	4	3	7	-	-	-
K.J. Britt	2	3	5	-	-	-
Cam Gill	2	2	4	-	-	-
Zach Triner	3	0	3	-	-	-
Andrew Adams	2	1	3	-	-	-
Dee Delaney	2	1	3	-	-	-
Joe Tryon-Shoyinka	2	1	3	-	-	-
Anthony Nelson	1	2	3	-	-	-
Pierre Desir	2	0	2	-	-	-
Rashard Robinson	1	1	2	-	-	-
Carlton Davis	1	0	1	-	-	-
Jamel Dean	1	0	1	-	-	-
Mike Edwards	1	0	1	-	-	-
Sterling Hofrichter	1	0	1	-	-	-
Sean Murphy-Bunting	1	0	1	-	-	-
Patrick O'Connor	1	0	1	-	-	-
Totals	39	22	61	1	0	0

Return Touchdowns

31-yard interception return by Mike Edwards, vs. ATL, 9/19

15-yard interception return by Mike Edwards, vs. ATL, 9/19

Safeties

(IR - inj. reserve; PS - practice squad; N - not on team)

Blocked Kicks			
	FG	PAT	Punt
	0	0	0
Totals	0	0	0

Own Fumbles				
	Total	Lost	OR	OOB
Shaquil Barrett	1	0	1	0
Tom Brady	1	1	0	0
Leonard Fournette	1	0	0	0
Chris Godwin	2	2	0	0
Ronald Jones	2	2	0	0
Totals	7	5	1	0

Miscellaneous Tackles/FRs			
	Tackles	FF	FR
Giovani Bernard	2	0	0
Mike Evans	1	0	0
Leonard Fournette	0	1	0
Chris Godwin	1	0	0
Ryan Jensen	1	0	0
Tyler Johnson	1	0	0
Ali Marpet	1	1	0
Scotty Miller	2	0	0
Tristan Wirfs	1	0	0
Totals	10	2	0

2021 BUCCANEERS POSTSEASON DEFENSIVE STATISTICS

Player	Tackles				Sacks			Interceptions				Fumbles			
	Solo	Ast.	Total	TFL	Sack	Yds	QBH	INT	Yds	TD	PD	FF	FR	Yds	TD
Jamel Dean	11	3	14	-	-	-	-	-	-	-	1	1	-	-	-
Antoine Winfield, Jr.	11	3	14	1	1.0	5.0	2	-	-	-	-	1	1	0	0
Jordan Whitehead	10	3	13	2	-	-	-	-	-	-	-	-	-	-	-
Lavonte David	9	4	13	1	-	-	-	-	-	-	-	-	1	0	0
Devin White	7	6	13	2	-	-	4	-	-	-	2	-	-	-	-
Mike Edwards	10	0	10	1	-	-	-	1	0	0	1	-	-	-	-
Ndamukong Suh	4	4	8	-	0.5	0.5	4	-	-	-	-	1	-	-	-
Carlton Davis	5	2	7	-	-	-	-	-	-	-	1	-	-	-	-
Sean Murphy-Bunting	2	2	4	-	-	-	-	-	-	-	-	-	1	10	0
Rakeem Nunez-Roches	2	2	4	2	-	-	2	-	-	-	-	-	-	-	-
Vita Vea	2	2	4	1	1.0	10.0	2	-	-	-	-	-	-	-	-
Shaquil Barrett	2	1	3	-	-	-	-	1	17	0	1	-	-	-	-
Will Gholston	2	0	2	1	-	-	-	-	-	-	1	-	-	-	-
Jason Pierre-Paul	1	1	2	-	0.5	0.5	2	-	-	-	-	-	1	0	0
Steve McLendon	1	0	1	-	1.0	9.0	-	-	-	-	1	1	-	-	-
Joe Tryon-Shoyinka	1	0	1	1	-	-	-	-	-	-	1	-	-	-	-
Kevin Minter	0	1	1	-	-	-	-	-	-	-	-	-	-	-	-
Anthony Nelson	0	1	1	-	-	-	2	-	-	-	-	-	-	-	-
Andrew Adams	0	0	0	-	-	-	-	-	-	-	1	-	-	-	-
Totals	80	35	115	12	4.0	25.0	18	2	17	0	10	4	4	10	0

2021 POSTSEASON SPECIAL TEAMS STATISTICS

Player	Tackles			Fumbles		
	Solo	Ast.	Total	FF	FR	TD
Cam Gill	3	0	3	-	-	-
Grant Stuard	2	1	3	-	-	-
K.J. Britt	1	0	1	-	-	-
Jamel Dean	1	0	1	-	-	-
Dee Delaney	1	0	1	-	-	-
Kevin Minter	1	0	1	-	-	-
Anthony Nelson	1	0	1	-	-	-
Ross Cockrell	0	1	1	-	1	0
Mike Edwards	0	1	1	-	-	-
Totals	10	3	13	0	1	0

Blocked Kicks			
	FG	PAT	Punt
Totals	0	0	0

Own Fumbles				
	Total	Lost	OR	OOB
Tom Brady	1	1	0	0
Totals	1	1	0	0

Return Touchdowns

Safeties

Miscellaneous Tackles/FRs			
	Tackles	FF	FR
Totals	0	0	0

(IR - inj. reserve; PS - practice squad; N - not on team)

2021 BUCCANEERS PARTICIPATION CHART

Legend																									
Position Abbreviation Indicates Start (e.g. RCB indicates started at right cornerback)												P = Played		DNP = Did Not Play		IA = Inactive		IR = Injured Reserve		RES = Reserve		PS = Practice Squad			
N = Not on Roster				PUP = Res./Phys. Unable to Perform				NFI = Res./Non-Football-Injury				COV = Reserve/COVID-19		OPT = Reserve/Opt Out		PSE = Practice Squad Elevated									
		Regular Season Only					WK1 GM1	WK2 GM2	WK3 GM3	WK4 GM4	WK5 GM5	WK6 GM6	WK7 GM7	WK8 GM8	WK10 GM9	WK11 GM10	WK12 GM11	WK13 GM12	WK14 GM13	WK15 GM14	WK16 GM15	WK17 GM16	WK18 GM17	Postseason	
		G	G	D	N	I	DAL	ATL	@lar	@ne	MIA	@phi	CHI	@no	@was	NYG	@ind	@atl	BUF	NO	@car	@nyj	CAR	PHI	P2
Player	P O S																								
Adams, Andrew	S	14	3	0	0	3	PSE-P	P	P	P	P	P	P	P	IA	IA	IA	S	S	S	P	P	P	P	P
Barner, Kenjon	RB	3	0	0	0	1	N	N	N	N	N	N	N	N	N	N	N	N	N	PSE-IA	PSE-P	PSE-P	PSE-P	PSE-IA	PS
Barrett, Shaquil	OLB	15	15	0	0	1	OLB	OLB	OLB	OLB	OLB	OLB	OLB	OLB	OLB	OLB	OLB	OLB	OLB	PSE-IA	PSE-P	PSE-P	PSE-P	OLB	OLB
Bell, Le'Veon	RB	3	0	0	0	0	N	N	N	N	N	N	N	N	N	N	N	N	N	N	P	P	P	DNP	N
Bernard, Giovanni	RB	12	0	0	0	1	P	P	IA	P	P	P	P	P	P	P	P	P	IR	IR	IR	IR	P	P	
Borregales, Jose	K	0	0	0	0	0	PS	PS	PS	PS	PS	PS	PS	PS	PS	PS	PS	PS	PS	PS	PS	PS	PS	PS	PS
Brady, Tom	QB	17	17	0	0	0	QB	QB	QB	QB	QB	QB	QB	QB	QB	QB	QB	QB	QB	QB	QB	QB	QB	QB	QB
Brate, Cameron	TE	17	3	0	0	0	P	P	TE	P	P	P	P	P	TE	P	P	P	P	P	P	P	P	P	TE
Britt, K.J.	LB	17	0	0	0	0	P	P	P	P	P	P	P	P	P	P	P	P	P	P	P	P	P	P	P
Brown, Antonio	WR	7	3	0	0	5	WR	P	COV	P	WR	P	IA	IA	IA	IA	IA	RES	RES	RES	WR	P	N	N	N
Brown, John	WR	0	0	0	0	0	N	N	N	N	N	N	N	N	N	N	N	N	N	N	N	N	N	PS	PSE-P
Cappa, Alex	G	17	17	0	0	0	RG	RG	RG	RG	RG	RG	RG	RG	RG	RG	RG	RG	RG	RG	RG	RG	RG	RG	RG
Cockrell, Ross	CB	17	4	0	0	0	P	P	CB	CB	P	CB	CB	P	P	P	P	P	P	P	P	P	P	P	P
Cooper, Chris	S	0	0	0	0	1	IA	PS	PS	PS	PS	PS	PS	PS	PS	PS	PS	PS	PS	PS	PS	N	N	N	N
Darden, Jaelon	WR	9	0	0	0	6	IA	IA	P	IA	IA	IA	P	P	P	P	P	IA	P	COV	COV	P	P	P	P
David, Lavonte	LB	12	12	0	0	2	ILB	ILB	ILB	ILB	ILB	IA	IA	ILB	ILB	ILB	ILB	ILB	ILB	ILB	IR	IR	IR	ILB	ILB
Davis III, Carlton	CB	10	10	0	0	0	CB	CB	CB	CB	IR	IR	IR	IR	IR	IR	IR	CB	CB	CB	CB	CB	CB	CB	CB
Davis, Khalil	DL	0	0	0	0	3	IA	IA	IA	N	N	N	N	N	N	N	N	N	N	N	N	N	N	N	N
Dean, Jamel	CB	15	11	0	0	2	P	CB	CB	IA	CB	CB	CB	CB	CB	CB	CB	CB	CB	IA	P	P	P	CB	CB
Delaney, Dee	CB	15	2	0	0	2	P	P	P	P	P	P	CB	IA	CB	P	P	P	P	P	IA	P	P	P	P
Desir, Pierre	CB	12	2	0	0	2	N	PS	PS	P	P	P	P	P	CB	P	P	P	IA	P	IA	CB	P	P	IA
Edwards, Mike	S	14	4	0	0	0	P	P	P	P	S	S	P	P	S	PS	RES	RES	RES	RES	S	P	P	S	P
Evans, Mike	WR	16	16	0	0	1	WR	WR	WR	WR	WR	WR	WR	WR	WR	WR	WR	WR	WR	WR	WR	WR	WR	WR	WR
Fells, Darren	TE	2	0	0	0	0	N	N	N	N	N	N	N	N	PSE-P	PS	PS	PS	PS	PS	PS	PS	PSE-P	PS	PS
Fournette, Leonard	RB	14	13	0	0	0	RB	P	RB	RB	RB	RB	RB	RB	RB	RB	RB	RB	RB	RB	IR	IR	IR	IR	RB
Gabbert, Blaine	QB	6	0	11	0	0	DNP	P	DNP	P	DNP	P	DNP	P	DNP	DNP	P	DNP	DNP	DNP	P	DNP	P	DNP	DNP
Gholston, William	DL	17	10	0	0	0	DL	DL	P	P	DL	P	P	P	DL	P	DL	DL	P	P	DL	DL	DL	P	DL
Gill, Cam	OLB	13	0	0	0	0	IR	IR	IR	P	P	P	P	P	P	P	P	P	P	P	P	P	P	P	P
Godwin, Chris	WR	14	14	0	0	0	WR	WR	WR	WR	WR	WR	WR	WR	WR	WR	WR	WR	WR	WR	IR	IR	IR	IR	IR
Grayson, Cyril	WR	5	3	0	0	0	PS	PS	PS	PS	PS	PS	PS	PSE-P	PS	PS	PS	PS	PS	PS	WR	WR	WR	IA	IA
Griffin, Ryan	QB	0	0	0	0	0	PS	PS	PS	PS	PS	PS	PS	PS	PS	PS	PS	PS	PS	PS	PS	PS	PS	PS	PSE-IA
Gronkowski, Rob	TE	12	12	0	0	5	TE	TE	TE	IA	IA	IA	IA	TE	IA	TE	TE	TE	TE	TE	TE	TE	TE	TE	TE
Hainsey, Robert	OL	9	0	8	0	0	DNP	DNP	DNP	DNP	P	DNP	DNP	DNP	DNP	P	P	P	P	P	P	P	P	P	P
Hamilton, Ladarious	OLB	0	0	0	0	0	PS	N	N	N	N	N	N	N	N	N	N	N	N	N	N	N	N	N	N
Hofrichter, Sterling	P	2	0	0	0	0	N	N	N	N	N	N	N	N	N	N	N	N	N	PS	N	PS	PS	PS	PS
Howard, O.J.	TE	17	9	0	0	0	P	TE	TE	P	TE	TE	TE	P	TE	TE	P	TE	P	P	TE	P	P	P	TE
Hubbard, Jonathan	T	0	0	0	0	0	PS	PS	N	N	N	N	N	N	N	N	N	N	N	N	N	N	N	N	N
Hurst, John	WR	0	0	0	0	0	N	IR	PS	PS	PS	PS	PS	PS	N	N	PS	PS	PS	N	N	N	N	PS	PS
Hutcherson, Sadarius	G	0	0	0	0	0	IR	IR	IR	IR	IR	IR	IR	IR	IR	IR	IR	IR	IR	IR	IR	IR	IR	IR	IR
Jensen, Ryan	C	17	17	0	0	0	C	C	C	C	C	C	C	C	C	C	C	C	C	C	C	C	C	C	C
Johnson, Tyler	WR	17	3	0	0	0	P	P	P	P	P	P	WR	P	P	P	P	P	WR	P	P	P	WR	P	WR
Jones II, Ronald	RB	16	3	0	1	0	P	RB	P	P	P	P	P	P	P	P	P	P	P	P	RB	IA	IA	IA	IA
Jonsen, Travis	WR	0	0	0	0	0	PS	PS	PS-COV	PS	PS	PS	N	N	N	N	N	N	N	N	N	N	N	N	N
Leverett, Nick	G	2	0	4	11	IA	IA	IA	IA	IA	IA	IA	IA	IA	IA	IA	P	DNP	DNP	DNP	DNP	IA	IA	IA	P
Marpet, Ali	G	16	16	0	1	LG	LG	LG	LG	LG	LG	LG	LG	LG	LG	LG	IA	LG	LG	LG	LG	LG	LG	LG	LG
McElroy, Codey	TE	2	0	0	0	0	PS	PS	PS	PSE-P	PSE-P	PS	PS	PS	PS	PS	PS	PS	PS	PS	PS	PS	PSE-IA	PS	
McLendon, Steve	NT	12	0	0	0	5	P	P	P	P	P	P	IA	IA	IA	P	P	IA	IA	P	P	P	P	P	P
Mickens, Jaydon	WR	5	0	0	1	PSE-P	P	IA	P	P	P	P	PS	PS	PS	PS	N	N	N	N	N	N	N	N	N
Miller, Herb	CB	0	0	0	0	0	PS	PS	N	N	N	N	N	N	N	N	N	N	N	N	N	N	N	N	N
Miller, Scotty	WR	9	0	0	1	P	P	P	IR	IR	IR	IR	IR	IR	IR	IR	P	IA	P	P	P	P	P	P	P
Minter, Kevin	LB	16	5	0	0	0	P	P	COV	P	P	ILB	ILB	P	P	P	P	P	P	P	ILB	ILB	P	P	P
Molchon, John	G	0	0	0	0	0	IR	IR	IR	IR	IR	IR	PS	PS	PS	PS	PS	PS	PS	PS	PS	PS	PS	PS	PS
Murphy-Bunting, Sean	CB	9	8	0	0	0	CB	IR	IR	IR	IR	IR	IR	IR	IR	CB	CB	CB	CB	CB	CB	P	CB	IA	P
Nelson, Anthony	OLB	17	2	0	0	0	P	P	P	P	P	P	P	P	P	P	P	P	P	P	P	OLB	OLB	P	P
Nufez-Roches, Rakeem	DL	16	1	0	0	0	P	P	P	P	P	P	P	P	P	NT	P	P	P	P	COV	P	P	P	P
O'Connor, Patrick	DL	13	0	0	1	P	P	P	P	P	P	P	P	P	P	P	P	P	P	P	IR	IR	IR	IR	IR
Perriman, Breshad	WR	6	0	0	0	0	N	N	N	N	N	N	N	N	PSE-P	PSE-P	PS	P	P	COV	COV	P	P	WR	IA
Pierre-Paul, Jason	OLB	12	12	0	5	OLB	OLB	IA	IA	OLB	OLB	OLB	OLB	OLB	OLB	OLB	OLB	OLB	OLB	IA	IA	IA	OLB	OLB	P
Pinion, Bradley	P	15	0	0	1	P	P	P	P	P	P	P	P	P	P	P	P	P	P	IA	COV	P	P	P	P
Ponder, Elijah	OLB	0	0	0	1	N	N	PS	PS	PS	PS	PS	N	N	N	N	N	N	N	N	N	N	PS	PS	PS
Potoae, Benning	DL	1	0	0	0	0	PS	PS	PS	PS	PS	PS	PS	PS	PS	PS	PS	PS	PS	PSE-P	PS	PS	PS	PS	PS
Previlon, Willington	DL	0	0	0	0	0	N	N	N	N	PS	PS	PS	PS	PS	PS	PS	PS	PS	PS	PS	PS	PS	PS	PS
Robinson, Rashard	CB	7	0	0	1	N	N	PSE-P	N	PSE-P	PSE-P	PS	P	P	IR	IR	IR	IR	IR	P	P	IA	N	PS	PS
Sanborn, Garrison	LS	0	0	0	0	0	N	N	N	N	N	N	N	N	N	N	N	N	N	N	N	N	N	N	N
Sherman, Richard	CB	5	3	2	4	N	N	N	CB	CB	CB	IA	DNP	DNP	IR	IR	IR	IR	P	IA	IA	IA	IR	IR	IR
Smith, Donovan	T	17	17	0	0	0	LT	LT	LT	LT	LT	LT	LT	LT	LT	LT	LT	LT	LT	LT	LT	LT	LT	LT	LT
Smith, Kobe	DL	0	0	0	0	0	PS	PS	PS	PS	PS	PS	PS	PS	PS	PS	PS	PS	PS	PS	PS	PS	PS	PS	PS
Stinnie, Aaron	G	6	1	6	0	DNP	DNP	DNP	DNP	P	DNP	P	P	DNP	P	P	P	LG	IR	IR	IR	IR	P	P	P
Stuard, Grant	LB	17	0	0	0	0	P	P	P	P	P	P	P	P	P	P	P	P	P	P	P	P	P	P	P
Succop, Ryan	K	17	0	0	0	0	P	P	P	P	P	P	P	P	P	P	P	P	P	P	P	P	P	P	P
Suh, Ndamukong	DL	17	17	0	0	0	DL	DL	DL	DL	DL	DL	DL	DL	DL	DL	DL	DL	DL	DL	DL	DL	DL	DL	DL
Thompson, Darwin	RB	0	0	0	0	0	PS	PS	PS	PS	PS	PS	PS	PS	PS	PS	PS	PS	PS	PS	PS	PS	PS	N	N
Tinker, Carson	LS	8	0	0	1	N	P	P	P	P	P	P	P	P	P	IA	N	N	N	N	N	N	N	N	N
Trask, Kyle	QB	0	0	0	17	IA	IA	IA	IA	IA	IA	IA	IA	IA	IA	IA	IA	IA	IA	IA	IA	IA	IA	IA	IA
Triner, Zach	LS	9	0	0	0	0	P	IR	IR	IR	IR	IR	IR	IR	IR	P	P	P	P	P	P	P	P	P	P