



# WEEK 2

## RELEASE



## SEPT. 20 AT 1:00<sub>M</sub> ET

# TAMPA BAY BUCCANEERS

2020 WEEKLY PRESS RELEASE


ADVENTHEALTH TRAINING CENTER  
ONE BUCCANEER PLACE, TAMPA FLORIDA  
(813) 554-1311

0-1



WEEK 2 - TAMPA BAY VS. CAROLINA

0-1



## GAMEDAY INFORMATION

SEPT.

20

Sunday, September 20, 2020

Kickoff: 1:00 p.m. ET

Location: Raymond James Stadium

TV

Television Network: FOX

Broadcast Crew: Adam Amin (PxP), Mark Schlereth (Color), Lindsay Czarniak (Reporter)



Buccaneers Radio Network: 98ROCK, Flagship Station

Broadcast Crew: Gene Deckerhoff (PxP), Dave Moore (Color), T.J. Rives (Reporter)

# STEERING THE SHIP

## DEFENSE SET THE STANDARD IN WEEK 1



### WEEK 1 - DEFENSIVE RUSH AVERAGE

| Rank | Team                        | Def. YPC    |
|------|-----------------------------|-------------|
| 1.   | Pittsburgh Steelers         | 1.45        |
| 2.   | Philadelphia Eagles         | 2.22        |
| 3.   | <b>Tampa Bay Buccaneers</b> | <b>2.41</b> |
| 4.   | New York Jets               | 3.06        |
| 5.   | New England Patriots        | 3.22        |

### WEEK 1 - NET YARDS ALLOWED PER PLAY

| Rank | Team                        | Y/P Allowed |
|------|-----------------------------|-------------|
| 1.   | Philadelphia Eagles         | 3.69        |
| 2.   | <b>Tampa Bay Buccaneers</b> | <b>4.11</b> |
| 3.   | Los Angeles Chargers        | 4.40        |
| 4.   | Baltimore Ravens            | 4.50        |
| 5.   | Pittsburgh Steelers         | 4.55        |

### WEEK 1 - DEFENSIVE NET YARDS ALLOWED

| Rank | Team                        | Net Yards Allowed |
|------|-----------------------------|-------------------|
| 1.   | Indianapolis Colts          | 241.0             |
| 2.   | Buffalo Bills               | 254.0             |
| 3.   | Philadelphia Eagles         | 258.0             |
| 4.   | <b>Tampa Bay Buccaneers</b> | <b>271.0</b>      |
| 5.   | New England Patriots        | 278.0             |

## WEEK 1 - NOTABLES

- Michael Thomas** had three receptions for 17 yards against **Carlton Davis III**, the **second-lowest receiving total** of his NFL career.
- Alvin Kamara** rushed for 16 yards on 12 carries (1.33 avg.), the **lowest yards/carry average** of his NFL career.
- Drew Brees** had 160 passing yards in Week 1, his fewest passing yards in a game (min. 10 attempts) since Nov. 29, 2018 at Dallas (127 yards).

| HOME                     | AWAY | L 23-34 | SEPT. 13 | SEPT. 20 | SEPT. 27 | OCT. 4 | OCT. 11 | OCT. 18 | OCT. 25 | NOV. 2 | NOV. 9 | NOV. 15 | NOV. 22 | NOV. 29 | DEC. 6 | DEC. 13 | DEC. 20 | DEC. 27 | JAN. 3 | JAN. 10 |
|--------------------------|------|---------|----------|----------|----------|--------|---------|---------|---------|--------|--------|---------|---------|---------|--------|---------|---------|---------|--------|---------|
|                          |      |         | SEPT. 13 | SEPT. 20 | SEPT. 27 | OCT. 4 | OCT. 11 | OCT. 18 | OCT. 25 | NOV. 2 | NOV. 9 | NOV. 15 | NOV. 22 | NOV. 29 | DEC. 6 | DEC. 13 | DEC. 20 | DEC. 27 | JAN. 3 | JAN. 10 |
| 2020 BUCCANEERS SCHEDULE |      |         | SEPT. 13 | SEPT. 20 | SEPT. 27 | OCT. 4 | OCT. 11 | OCT. 18 | OCT. 25 | NOV. 2 | NOV. 9 | NOV. 15 | NOV. 22 | NOV. 29 | DEC. 6 | DEC. 13 | DEC. 20 | DEC. 27 | JAN. 3 | JAN. 10 |





# OFFENSIVE NOTES

## BE LIKE MIKE



• **Mike Evans** has accumulated 1,000+ receiving yards in each of his first six NFL seasons, joining Pro Football Hall of Famer **Randy Moss** as the only players in league history to accomplish that feat.

• Among active pass-catchers, Mike Evans ranks third in yards per reception (min. 250 receptions).

• Since entering the league in 2014, Evans third in receiving touchdowns with 49.

### 2014-19 RECEIVING TOUCHDOWN LEADERS

| Rank | Player (Current Team)   | TD        |
|------|-------------------------|-----------|
| 1.   | Antonio Brown (FA)      | 60        |
| 2.   | DeAndre Hopkins (ARI)   | 52        |
| 3.   | <b>Mike Evans (TB)</b>  | <b>49</b> |
| 4.   | Odell Beckham Jr. (CLE) | 48        |
| 5.   | Davante Adams (GB)      | 46        |

## ALL-TIME FRANCHISE LEADER IN:

**RECEPTIONS - 463**  
**RECEIVING YARDS - 7,262**  
**RECEIVING TOUCHDOWNS - 49**  
**MULTI-TOUCHDOWN GAMES - 9**  
**100-YARD RECEIVING GAMES - 24**  
**150-YARD RECEIVING GAMES - 9**

**EVANS**  
**13**

### CAREER YARDS/RECEPTION (Active Players - min. 250 receptions)

| Rank | Player (Current Team)  | Y/R         |
|------|------------------------|-------------|
| 1.   | DeSean Jackson (PHI)   | 17.4        |
| 2.   | Kenny Stills (HOU)     | 15.7        |
| 3.   | <b>Mike Evans (TB)</b> | <b>15.7</b> |
| 4.   | T.Y. Hilton (IND)      | 15.6        |
| 5.   | Julio Jones (ATL)      | 15.2        |

## GODWIN'S GOT GAME



• **Chris Godwin** finished third in the NFL in receiving yards in 2019 with 1,333 and following Week 1, has the third-most receiving yards in the NFL dating back to the start of the 2019 season.

• Godwin led the Buccaneers in Week 1 with six receptions for 79 yards.

### MOST RECEIVING YARDS - SINCE START OF 2019

| Player (Current Team)       | Yards        |
|-----------------------------|--------------|
| 1. Michael Thomas (NO)      | 1,742        |
| 2. Julio Jones (ATL)        | 1,551        |
| 3. <b>Chris Godwin (TB)</b> | <b>1,412</b> |
| 4. DeAndre Hopkins (HOU)    | 1,316        |
| 5. Travis Kelce (KC)        | 1,279        |

### MOST RECEPTIONS 20+ YARDS - SINCE START OF 2019

| Player (Current Team)       | Rec 20+   |
|-----------------------------|-----------|
| 1. <b>Chris Godwin (TB)</b> | <b>27</b> |
| 2. Julio Jones (ATL)        | 23        |
| 3. Kenny Golladay (DET)     | 22        |
| 4t. Stefon Diggs (BUF)      | 21        |
| 4t. Cooper Kupp (LAR)       | 21        |
| 4t. Jarvis Landry (CLE)     | 21        |
| 4t. DeVante Parker (MIA)    | 21        |

## IT'S MILLER TIME

• In Week 1 vs. New Orleans, second-year receiver **Scotty Miller** hauled in five receptions for 73 yards, which both set career highs for the Bowling Green product.

### YARDS PER RECEPTION - 2019 DRAFT CLASS Min. 15 Receptions

| Player (Current Team, Draft Round) | Y/R         |
|------------------------------------|-------------|
| 1. Mecole Hardman (KC, 2nd)        | 20.1        |
| 2. A.J. Brown (TEN, 2nd)           | 19.1        |
| 3. DK Metcalf (SEA, 2nd)           | 16.0        |
| 4. Darius Slayton (NYG, 5th)       | 15.6        |
| 5. Terry McLaurin (WAS, 3rd)       | 15.6        |
| 6. <b>Scotty Miller (TB, 6th)</b>  | <b>15.2</b> |
| 7. Miles Boykin (BAL, 3rd)         | 14.7        |
| 8. Noah Fant (DEN, 1st)            | 14.3        |
| 9. Deebo Samuel (SF, 2nd)          | 14.1        |
| 10. Dawson Knox (BUF, 3rd)         | 13.8        |





# DEFENSIVE NOTES

## PREPARING FOR AN ENCORE



• A season ago, OLB **Shaquil Barrett** led the league with a franchise-best 19.5 sacks, breaking Pro Football Hall of Famer **Warren Sapp's** previous franchise record of 16.5 set in 2000.

• If Barrett can rack up 15.0-or-more sacks in

2020, he would become just the 11th player in NFL history to post consecutive seasons with at least 15.0 sacks.

### 2019 NFL SACK LEADERS

| Rank | Player (Team)               | Sacks       |
|------|-----------------------------|-------------|
| 1.   | <b>Shaquil Barrett (TB)</b> | <b>19.5</b> |
| 2.   | Chandler Jones (ARI)        | 19          |
| 3.   | Cameron Jordan (NO)         | 15.5        |
| 4t.  | Danielle Hunter (MIN)       | 14.5        |
| 4t.  | T.J. Watt (PIT)             | 14.5        |

**FRANCHISE RECORD 19.5 sacks in 2019**

## ROUGHING UP THE RUN GAME



• In 2018, the Buccaneers ranked 20th in defensive rush average and 24th in rushing yards allowed per game. Last season, Tampa Bay ranked first in the NFL in run defense, and they continue to lead the NFL in that category dating back to the start of 2019.

### NFL RUSHING YARDS PER ATTEMPT ALLOWED

Since start of 2019 Season

| Rank | Team                        | Defensive Rush Avg. |
|------|-----------------------------|---------------------|
| 1.   | <b>Tampa Bay Buccaneers</b> | <b>3.19</b>         |
| 2.   | New York Jets               | 3.32                |
| 3.   | Pittsburgh Steelers         | 3.70                |
| 4.   | Las Vegas Raiders           | 3.90                |
| 5.   | Philadelphia Eagles         | 3.91                |

### NFL FEWEST RUSHING YARDS ALLOWED PER GAME

Since start of 2019 Season

| Rank | Team                        | Y/G         |
|------|-----------------------------|-------------|
| 1.   | <b>Tampa Bay Buccaneers</b> | <b>74.3</b> |
| 2.   | New York Jets               | 87.6        |
| 3.   | Philadelphia Eagles         | 89.5        |
| 4.   | New Orleans Saints          | 91.0        |
| 5.   | New England Patriots        | 95.0        |

## WASTING NO TIME

• Outside linebacker **Jason Pierre-Paul** recorded the first sack of the Buccaneers season in Week 1, pushing his career total to 80.5.

• Pierre-Paul has recorded 22.0 sacks in just 27 games with Tampa Bay, tying John Cannon for the 15th-most sacks in team history.



### SACK LEADERS - THROUGH 27 GAMES WITH TAMPA BAY

| Player (Seasons During 27-Game Span)  | Sacks       |
|---------------------------------------|-------------|
| 1t. Lee Roy Selmon (1976-78)          | 24.0        |
| 1t. Simeon Rice (2001-02)             | 24.0        |
| <b>3. Jason Pierre-Paul (2018-20)</b> | <b>22.0</b> |
| 4. Shaquil Barrett (2019-20)*         | 19.5        |
| 5. Santana Dostson (1992-93)          | 14.0        |

\*Barrett has only played 17 career games with Tampa Bay.

## PRECISION PASSING REQUIRED



• Following a second-half surge, that saw the Buccaneers defense improve from 23rd in the NFL (Weeks 1-9) to 8th over the final eight weeks of the season, the Buccaneers defense led the NFL with 57 passes defended in 2019.

• Over that final eight-week stretch, **Carlton Davis III** and **Jamel Dean** tied for the most passes defended in the league (13), along with Steelers CB Joe Haden. For the season, Davis finished second in the NFL (19) and Dean finished tied for fourth (17).

### 2019 PASSES DEFENSED LEADERS

| Player (Current Team)            | Defensive Snaps | PD        |
|----------------------------------|-----------------|-----------|
| 1. Stephon Gilmore (NE)          | 952             | 20        |
| <b>2. Carlton Davis III (TB)</b> | <b>928</b>      | <b>19</b> |
| 3. Logan Ryan (NYG)              | 1,094           | 18        |
| <b>4t. Jamel Dean (TB)</b>       | <b>367</b>      | <b>17</b> |
| 4t. Jaire Alexander (GB)         | 1,024           | 17        |
| 4t. Joe Haden (PIT)              | 1,054           | 17        |
| 4t. Tre'Davious White (BUF)      | 945             | 17        |

### 2019 - PERCENTAGE OF TARGETS DEFENSED

Buccaneers vs. All-Pro Corners

| Player (Current Team)         | Targets    | PD        | %            |
|-------------------------------|------------|-----------|--------------|
| <b>Jamel Dean (TB)</b>        | <b>52</b>  | <b>17</b> | <b>32.7%</b> |
| Stephon Gilmore (NE)          | 101        | 20        | 19.8%        |
| Tre'Davious White (BUF)       | 95         | 17        | 17.9%        |
| <b>Carlton Davis III (TB)</b> | <b>116</b> | <b>19</b> | <b>16.4%</b> |
| Marlon Humphrey (BAL)         | 88         | 14        | 15.9%        |
| Richard Sherman (SEA)         | 71         | 11        | 15.5%        |
| Marcus Peters (BAL)           | 65         | 10        | 15.4%        |





# VS. CAROLINA

## STANDOUT PERFORMERS



**120**  
TACKLES

**13**  
TFL

**2**  
FF

**6.5**  
SACKS

**LAVONTE DAVID**

14 CAREER GAMES VS. CAROLINA



**3.0**  
SACKS

**4**  
QB HITS

**3**  
TACKLES

**3**  
TFL

**SHAQUIL BARRETT**

SEPT. 12, 2019 VS. CAROLINA



**29**  
RECEPTIONS

**2**  
REC. TD

**519**  
REC. YDS

**17.9**  
YDS/REC.

**CHRIS GODWIN**

SIX CAREER GAMES VS. CAROLINA

## 2020 STATISTICAL COMPARISON

| BUCCANEERS |        |                 | PANTHERS |        |
|------------|--------|-----------------|----------|--------|
| STAT       | RANK   |                 | STAT     | RANK   |
| 310.0      | 24th   | TOTAL OFFENSE   | 388.0    | 9th    |
| 86.0       | 25th   | RUSH OFFENSE    | 128.0    | 15th   |
| 239.0      | t-18th | PASS OFFENSE    | 270.0    | t-12th |
| 271.0      | 4th    | TOTAL DEFENSE   | 372.0    | t-17th |
| 82.0       | 6th    | RUSH DEFENSE    | 133.0    | 20th   |
| 189.0      | 6th    | PASS DEFENSE    | 239.0    | 16th   |
| 23.0       | t-16th | POINTS SCORED   | 30.0     | 8th    |
| 34.0       | t-26th | POINTS ALLOWED  | 34.0     | t-26th |
| 1.0        | t-21st | SACKS           | 0.0      | t-30th |
| 3.0        | t-21st | SACKS ALLOWED   | 1.0      | t-4th  |
| -3         | t-31st | TURNOVER MARGIN | 0        | t-15th |

## TEAM LEADERS

|   |                        |  |
|---|------------------------|--|
| Ronald Jones (66)                           | <b>RUSHING YARDS</b>   | Christian McCaffrey (96)<br>T-4th in the NFL |
| Tom Brady (1)<br>T-8th in the NFL           | <b>RUSHING TDS</b>     | Christian McCaffrey (2)<br>T-2nd in the NFL  |
| Tom Brady (78.3)                            | <b>PASSER RATING</b>   | Teddy Bridgewater (98.9)                     |
| Tom Brady (239)                             | <b>PASSING YARDS</b>   | Teddy Bridgewater (270)<br>t-10th in the NFL |
| Tom Brady (2)<br>T-8th in the NFL           | <b>PASSING TDS</b>     | Teddy Bridgewater (1)                        |
| Chris Godwin (6)                            | <b>RECEPTIONS</b>      | Robby Anderson (6)                           |
| Chris Godwin (79)                           | <b>RECEIVING YARDS</b> | Robby Anderson (115)<br>T-5th in the NFL     |
| M. Evans/O. Howard (1)<br>T-7th in the NFL  | <b>RECEIVING TDS</b>   | Robby Anderson (1)<br>T-7th in the NFL       |
| L. David/D. White (11)                      | <b>TACKLES</b>         | Shaq Thompson (12)<br>T-5th in the NFL       |
| Jason Pierre-Paul (1.0)<br>T-8th in the NFL | <b>SACKS</b>           | -  |
| -   | <b>INTERCEPTIONS</b>   | -  |



# 2019 HONOR ROLL



## SHAQUIL BARRETT

- X 2020 PRO BOWL (1ST CAREER SELECTION)
- X 2019 AP SECOND-TEAM ALL-PRO
- X 2019 PFWA ALL-NFC TEAM

- X 2019 PFT DEFENSIVE PLAYER OF THE YEAR
- X SEPT. 2019 NFC DEFENSIVE PLAYER OF THE MONTH
- X NFL Top 100 - NO. 32



## CHRIS GODWIN

- X 2020 PRO BOWL (1ST CAREER SELECTION)
- X 2019 AP SECOND-TEAM ALL-PRO

- X 2019 PRO-FOOTBALL FOCUS FIRST TEAM ALL-PRO
- X NFL Top 100 - NO. 38

## MIKE EVANS

- X 2020 PRO BOWL (3RD CAREER SELECTION)
- X NFL Top 100 - NO. 30

- X 3x PRO-FOOTBALL FOCUS TEAM OF THE WEEK
- X 2019 PRO-FOOTBALL FOCUS SECOND TEAM ALL-PRO



## LAVONTE DAVID

- X NFL Top 100 - NO. 100
- X 2x PRO-FOOTBALL FOCUS TEAM OF THE WEEK

- X 2019 PRO-FOOTBALL FOCUS SECOND TEAM ALL-PRO







# 2019 HONOR ROLL



## DEVIN WHITE

X 2019 PFWA ALL-ROOKIE TEAM  
X NOVEMBER 2019 DEFENSIVE  
ROOKIE OF THE MONTH

X DECEMBER 2019 DEFENSIVE  
ROOKIE OF THE MONTH



## SEAN MURPHY-BUNTING

X 2019 PFWA ALL-ROOKIE TEAM

X WEEK 13 PRO FOOTBALL FOCUS  
TEAM OF THE WEEK


## JAMEL DEAN

X 2019 PRO FOOTBALL FOCUS ALL-  
ROOKIE TEAM


X 2x PRO-FOOTBALL FOCUS TEAM  
OF THE WEEK




## NFL TOP 100



NO. 14 - QB TOM BRADY




NO. 30 - WR MIKE EVANS



NO. 32 - OLB SHAQUIL BARRETT



NO. 38 - WR CHRIS GODWIN



NO. 100 - ILB LAVONTE DAVID



# WHAT TO WATCH FOR

## BUCCANEERS TEAM

- Quarterback **Tom Brady** and tight end **Rob Gronkowski** have connected for **78 touchdowns** in the regular season and need **1 more** to match Dan Marino and Mark Clayton (79) for the fourth-most touchdown connections in NFL history.
- The Buccaneers defense held the Saints to 2.4 yards per carry in Week 1. If Tampa Bay holds Carolina to **under 2.5 yards per carry**, it will mark only the fifth time in franchise history that the team has held consecutive opponents under 2.5 yards per carry (last, 11/11/01 at Detroit - 11/18/01 vs. Chicago).

## TOM BRADY

- Brady has **543 regular season** passing touchdowns and needs **six** to tie Drew Brees (549 - active) for the most regular season passing touchdowns in NFL history. Including the postseason, Brady has thrown for 616 touchdowns, the most in NFL history (regular season and postseason combined).
- Brady has **219 regular season wins**, the second-most by a player in NFL history, trailing only Adam Vinatieri (221).
- Brady has **two career regular season games with at least six passing touchdowns** and needs **one more** such game to tie Peyton Manning (three) with the most such games in NFL history. Including the postseason, Brady has seven such games, tied with Ben Roethlisberger for the third-most in NFL history.
- Brady has **six career regular season games with at least five passing touchdowns** and needs **one more** such game to pass Dan Marino (six) and Roethlisberger (six) for the third-most such games in NFL history. Including the postseason, Brady is tied with Manning with three such games.
- Brady has **29 career regular season games with at least four passing touchdowns** and needs **six more** such games to pass Peyton Manning (35) for the second-most such games in NFL history. Including the postseason, Brady has 30 such games and need four more to tie Manning (34) for the second-most such games in NFL history.
- Brady has **92 career regular season games with at least 300 passing yards** and needs **one more** such game to tie Peyton Manning (93) for the second-most such games in NFL history. Including the postseason, Brady has 108 games with at least 300 passing yards, trailing only Drew Brees (128).

## SHAQUIL BARRETT

- Barrett recorded a **franchise-record 19.5 sacks** in 2019. **With 15.0 or more sacks** in 2020, he would be just the 11th player in NFL history to post consecutive seasons with at least 15.0 sacks.
- Barrett has **19.5 sacks as a Buccaneer**. He needs **6.5 more** to tie Greg Spies (26.0 from 2002-07) for 10th-most sacks in franchise history.



## CAMERON BRATE

- Brate has **27 career touchdown catches**. He needs **one more** to pass Mark Carrier (27 from 1987-92) and tie Joey Galloway (28 from 2004-08) for the fourth-most touchdown receptions in team history.
- Brate has **three career games with multiple touchdown receptions**. He needs **one more** to tie Jimmie Giles for the most ever such games by a Buccaneers tight end and tie for the third-most such games in franchise history.

## LAVONTE DAVID

- David has **started 122 career games** for Tampa Bay. With **one more** start, David will tie Gerald McCoy (213) for the eighth-most starts in franchise history.
- David has **22.5 career sacks**. He needs **3.5 more** to tie Greg Spies (26.0 from 2002-07) for 10th-most and **4.0 more** to pass Broderick Thomas (26.5 from 1989-93) for the ninth-most sacks in franchise history. Thomas holds the record for the most sacks by a linebacker in franchise history.
- David has **1,017 career tackles** and needs **11 more** to tie Hardy Nickerson for the third-most in franchise history (1,028).
- David has **three career defensive touchdowns** and needs **one more** to tie for the third-most in franchise history (David Logan, 1979-96; Mike Washington, 1976-84).







# WHAT TO WATCH FOR

## MIKE EVANS

- Evans has **surpassed 1,000 receiving yards in each of his first six seasons** and, with **1,000 or more receiving yards in 2020**, will become the only player in NFL history to record 1,000 or more receiving yards in each of their first seven seasons. Evans would extend his team record for 1,000-yard receiving seasons and consecutive 1,000 yard receiving seasons. He would tie Lance Alworth (1963-69), Brandon Marshall (2007-13), Jimmy Smith (1996-2002) and Reggie Wayne (2004-10) for the sixth-longest streak of 1,000-yard receiving seasons.

## CHRIS GODWIN

- Godwin has **2,779 career receiving yards**. He needs **169 more** to pass Mike Williams (2,947 from 2010-13) for 10th-most receiving yards in franchise history.
- Godwin has **17 career touchdown receptions**. He needs **three more** to tie Vincent Jackson (20 from 2012-16) for 10th-most receiving touchdowns in Buccaneers history.
- Godwin had **1,333 receiving yards in 2019**. If he **surpasses 1,300 yards receiving in 2020**, he would be the first player in team history to record 1,300-or-more yards in consecutive seasons.

## ROB GRONKOWSKI

- Gronkowski has **7,872 regular season receiving yards** and needs **37 more** to pass Jimmy Graham (7,908 - active) for the fifth-most receiving yards by a tight end in NFL history. Including the postseason, Gronkowski has **9,035 receiving yards** and needs **65 more** to pass Greg Olson (9,099 - active) for the fourth-most receiving yards by a tight end in NFL history (regular season and postseason combined).
- Gronkowski has **79 regular season receiving touchdowns**. He needs **one more** to pass Harold Carmichael (79) and Charley Taylor (79) for 27th-most, **two more** to tie Art Powell and Steve Smith (81) for 25th-most and **three more** to tie Anquan Boldin and Reggie Wayne (82) for the 23rd-most touchdown receptions in NFL history. Including the postseason, Gronkowski has **91 receiving touchdowns** and needs **one more** to pass Reggie Wayne (91) for the 14th-most receiving touchdowns in NFL history (regular season and postseason combined).
- Gronkowski has **604 career receptions** (regular season and postseason combined) and needs **six more** to tie Vernon Davis (610) for the seventh-most receptions by a tight end in NFL history.



## LESEAN MCCOY

- McCoy has **11,071 career rushing yards**. He needs **166 more** to pass O.J. Simpson (11,236) for 21st-most and **171 more** to pass Corey Dillon (11,241) for the 20th-most regular season rushing yards in NFL history.
- McCoy has **73 career rushing touchdowns**. He needs **one more** to tie Earl Campbell and Leroy Kelly (74) for 26th-most, **two more** to tie Clinton Portis (75) for 25th-most and **three more** to tie Pete Johnson (76) for the 24th-most regular season rushing touchdowns in NFL history.
- McCoy has **14,870 career yards from scrimmage**. He needs **22 more** to pass Ricky Watters (14,891) for 26th-most, **242 more** to pass Jerome Bettis (15,111) for 25th-most, **248 more** to pass Steve Smith (15,118) for 24th-most, **251 more** to pass Steven Jackson (15,121) for 23rd-most, **254 more** to pass Tim Brown (15,124) for 22nd-most and **272 more** to pass Tony Gonzalez (15,141) for the 21st-most regular season yards from scrimmage in NFL history.

## JASON PIERRE-PAUL

- Pierre-Paul has **22.0 sacks** as a Buccaneer. He needs **4.0 more** to tie Greg Spikes (26.0 from 2002-07) for 10th-most and **4.5 more** to tie Broderick Thomas (26.5 from 1989-93) for ninth-most in franchise history.



# CONNECTIONS

## COLLEGE CONNECTIONS

**W**

TB DL Vita Vea (2015-17)

CAR LB Shaq Thompson (2012-14)

**LSU**

TB RB Leonard Fournette (2014-16)

TB ILB Devin White (2016-18)

CAR CB Donte Jackson (2015-17)

## FORMER BUCCANEERS

- Panthers LB Adarius Taylor played for Tampa Bay from 2015-18.
- Panthers Tight Ends Coach Brian Angelichio held the same position for Tampa Bay from 2012-13.
- Panthers Assistant Defensive Line Coach Frank Okam was a defensive tackle for Tampa Bay from 2010-12.
- Panthers Defensive Line Coach Mike Phair was the assistant defensive line coach in Tampa for the 2014 season. Phair was also an area scout for the Buccaneers from 2002-04.

## FORMER PANTHERS

- Buccaneers General Manager Jason Licht was a scout for Carolina in 1998.
- Buccaneers Inside Linebackers Coach Mike Caldwell played for the Panthers in 2003.

## CAROLINA TIES

- Buccaneers P Bradley Pinion is a native of Concord, NC and played collegiately at Clemson.
- Buccaneers CB Ryan Smith played collegiately at North Carolina Central.
- Buccaneers Assistant Head Coach/Run Game Coordinator Harold Goodwin is a native of Columbia, SC and attended Hopkins (S.C.) Lower Richland High School.

## FLORIDA TIES

- Panthers DE Brian Burns is a native of Fort Lauderdale and played collegiately at Florida State.
- Panthers S Tre Boston is a native of North Fort Myers.
- Panthers LB/DE Marquis Haynes is a native of Jacksonville.
- Panthers Offensive Coordinator Joe Brady is a Pembroke Pines native and attended Everglades HS in Miramar.

## FORMER NFL TEAMMATES

TB OLB Shaquil Barrett (2014-18)

CAR DE Zach Kerr (2017-18)

CAR T Russell Okung (2016)

CAR C Matt Paradis (2014-18)

CAR G Micahel Schofield (2014-16)



## PLAYER/COACH CONNECTIONS


- Panthers CB Eli Apple served a redshirt season for Ohio State in 2013 when Buccaneers Head Strength & Conditioning Coach Anthony Piroli was a volunteer strength coach for the Buckeyes.
- Panthers S Tre Boston and WR Pharoh Cooper (2018-19) played for the Arizona Cardinals in 2018 when Buccaneers Outside Linebackers Coach Larry Foote was the inside linebackers coach in Arizona. Buccaneers Wide Receivers Coach Kevin Garver was the assistant coach at that position in Arizona during the 2018 season as well, while Buccaneers Offensive Coordinator Byron Leftwich held the same position for the Cardinals.
- Panthers S Juston Burris (2016-18), WR Robby Anderson (2016-18), RB Trenton Cannon (2018-19) and LB Julian Stanford (2016-17) played for the New York Jets when Buccaneers Defensive Coordinator Todd Bowles was the head coach in New York. Buccaneers Defensive Line Coach Kacy Rodgers was the defensive coordinator and Buccaneers Defensive Quality Control Coach Tim Atkins served in the same role for the Jets at this time.
- Panthers S Jeremy Chinn (2016-19) played at Southern Illinois when Buccaneers Offensive Quality Control Coach John Van Dam was the Offensive Coordinator for the Salukis.
- Panthers WR Cam Phillips (2014-17) and K Joey Slye (2015-17) played collegiately at Virginia Tech when Buccaneers Defensive/Special Teams Assistant Cody Grimm was a quality control/defense coach for the Hokies from 2015-18.
- Panthers LB Adarius Taylor (2015-18) played for the Tampa Bay Buccaneers alongside Buccaneers Defensive/Special Teams Assistant Keith Tandy, who was a safety for the Buccaneers (2012-17).





# CONNECTIONS

## COACHING CONNECTIONS

- Buccaneers General Manager Jason Licht (2007) was the Vice President of Player Personnel and Buccaneers Inside Linebackers Coach Mike Caldwell (2007-12) held multiple positions when Panthers Senior Offensive Assistant/Running Backs Coach Jeff Nixon (2007-10) was the Offensive/Special Teams Assistant in Philadelphia. 
- Buccaneers Head Coach Bruce Arians (2001-03) was the offensive coordinator in Cleveland and Buccaneers Defensive Coordinator Todd Bowles (2001-04) was the Defensive Nickel Package Coach when Panthers Assistant Strength and Conditioning Coach Gus Felder was an offensive lineman for the Browns. Panthers Wide Receivers Coach Frisman Jackson also played in Cleveland from 2002-06. 
- Buccaneers Defensive Quality Control Coach Tim Atkins (2014-15) was the Game Charter for the Cleveland Browns in when Panthers Tight Ends Coach Brian Angelichio was the Tight Ends coach in Cleveland.
- Buccaneers Outside Linebackers Coach Larry Foote (2015-18) held the same role for the Arizona Cardinals while Buccaneers Wide Receivers Coach Kevin Garver (2017-18) was the assistant wide receivers coach, Buccaneers Offensive Coordinator Byron Leftwich (2017-18) served in multiple roles, Buccaneers Safeties Coach Nick Rapone (2013-17) was the defensive backs coach, Buccaneers Cornerbacks Coach Kevin Ross (2013-17) held the same position and Buccaneers Head Strength & Conditioning Coach Anthony Piroli (2015-17) was an assistant when Panthers Defensive Run Game Coordinator Al Holcomb was the defensive coordinator in Arizona in 2018. 
- Buccaneers Defensive/Special Teams Assistant Cody Grimm (2010-12) played for Tampa Bay when Panthers Tight Ends Coach Brian Angelichio (2012-13) held the same position in Tampa. Buccaneers Defensive/Special Teams Assistant Keith Tandy (2012-17) and Panthers Assistant Defensive Line Coach Frank Okam (2010-12) also played for Tampa Bay during this time. 
- Buccaneers Cornerbacks Coach Kevin Ross (1996) played for the San Diego Chargers when Panthers General Manager Marty Hurney (1990-97) was the Assistant General Manager for the Chargers. 
- Buccaneers Defensive Line Coach Kacy Rodgers (2008-14) held the same position with the Miami Dolphins when Panthers Senior Offensive Assistant/Running Backs Coach Jeff Nixon (2011-15) was the running backs coach in Miami. 
- Buccaneers Offensive Quality Control Coach John Van Dam was on the Alabama staff as a graduate assistant in 2013, when Panthers Quarterbacks Coach Jake Peetz was an offensive analyst/assistant quarterbacks coach. 
- Buccaneers Safeties Coach Nick Rapone (1999-05) was the secondary coach at Temple University when Panthers Cornerbacks Coach Evan Cooper was a defensive back for the Owls. 
- Buccaneers Assistant Strength & Conditioning Coach Chris Wade (1996-2013) held the same position at the University of Nebraska when Panthers Quarterbacks Coach Jake Peetz (2003-05) played defensive back for the Huskers. 



# HC BRUCE ARIANS

## CAREER HIGHLIGHTS

- X Arians is a two-time Associated Press NFL Coach of the Year, earning the award in 2012 (Indianapolis Colts) and in 2014 (Arizona Cardinals).
- X He is the only coach in NFL history to earn the award multiple times in a three-year span with different teams and is one of only 12 coaches in NFL history to win the award multiple times.
- X Prior to his time with the Colts, Arians spent eight seasons with the Steelers, five as offensive coordinator (2007-11) and three as the wide receivers coach (2004-06). During his tenure as the offensive coordinator, the Steelers had a 55-25 record, tying Green Bay for the second-best mark in the NFL during that span.
- X Pittsburgh won three AFC North Division titles, two AFC Championships and earned a victory in Super Bowl XLIII over the Cardinals. Arians was also part of the Steelers' Super Bowl XL win as the team's wide receivers coach.

## ARIZONA CARDINALS

- X During his time in Arizona, Arians compiled a 49-30-1 regular season record (.619 winning percentage). The Cardinals' 49 wins during that span were the seventh-most in the NFL and the third-most in the NFC. Arians won 50 total games in Arizona (49 regular season, one postseason), finishing as the winningest coach in franchise history. His 49 regular season wins are also the most by any coach in Cardinals history.
- X In 2015, Arians led the Cardinals to a franchise record 13 wins, which also featured the team's first-ever postseason bye and second-ever appearance in the NFC Championship Game.
- X Under Arians, the Cardinals offense set several single-season team records, including points scored (489 in 2015), total touchdowns (59 in 2015), total net yards (6,533 in 2015) and first downs (373 in 2015).

**TRUST**  
*LOYALTY*  
**RESPECT**



## COACHING CAPSULE

27th NFL Season (7th as Head Coach)  
 BUCCANEERS HEAD COACH: 2nd Year  
 REGULAR SEASON RECORD: 65-43-1 (.601)  
 INDIANAPOLIS COLTS: 9-3 (.750)  
 ARIZONA CARDINALS: 49-30-1 (.619)  
 TAMPA BAY BUCCANEERS: 7-10 (.412)  
 POSTSEASON RECORD: 1-2 (.333)

**11** TH-MOST  
head coaching  
wins since 2014.

## TAMPA BAY BUCCANEERS

- X Bruce Arians was named the 12th head coach in franchise history on January 8, 2019.
- X In his first season with the Buccaneers in 2019, Arians led Tampa Bay to a two-win improvement over the previous season, guiding the team to a 5-3 record over the last eight games to finish 7-9. The team's seven wins were its most since 2016. In addition, the Buccaneers 5-3 record on the road matched the third-best road mark in team history.
- X Under Arians' direction, Tampa Bay's offense set franchise records for both points scored (458) and touchdowns (54), while leading the league in passing offense at 302.8 yards per game and ranking third in the NFL in total offense at 397.9 yards per game. On the defensive side of the ball, the Buccaneers boasted the NFL's best run defense, limiting opponents to 1,181 rushing yards over 16 games (73.8 avg.), the lowest total allowed in a 16-game season in franchise history.

## INDIANAPOLIS COLTS

- X Arians went to Arizona after spending the 2012 season with Indianapolis. Hired as the team's offensive coordinator, he also served as the team's interim head coach for 12 games while head coach Chuck Pagano was treated for leukemia. He led the Colts to a 9-3 record and was selected as the 2012 AP NFL Coach of the Year. Indianapolis' nine-win improvement (2-14 to 11-5) matched the third-largest single-season turnaround in NFL history.
- X Arians helped the Colts' offense rank 10th in the NFL in yards (362.4 ypg) and seventh in passing yards (258.0 ypg). Rookie quarterback Andrew Luck - the first overall pick in the 2012 NFL Draft - made the Pro Bowl and set rookie records for passing yards (4,374) and 300-yard passing games (six). He also established the NFL single-game rookie record for passing yards (433, 11/4 vs. Miami). Luck finished with the then-third-most passing touchdowns by a rookie in NFL history, with 23.





# ASSISTANT COACHES

## 2020 TAMPA BAY BUCCANEERS COACHING STAFF



Assistant Head Coach/Run Game Coordinator **Harold Goodwin**

- **Experience:** 16th Year NFL, 2nd Year Buccaneers
- **Notes:** The Buccaneers 15 rushing touchdowns in 2019 tied for the sixth-most in a single season in team history.
- **Gameday Location:** Sideline



Offensive Coordinator **Byron Leftwich**

- **Experience:** 4th Year NFL, 2nd Year Buccaneers
- **Notes:** The Buccaneers offense had five games with 450+ yards in 2019, which were the second-most such games in a single season in team history.
- **Gameday Location:** Sideline



Quarterbacks Coach **Clyde Christensen**

- **Experience:** 25th Year NFL, 2nd Year Buccaneers
- **Notes:** Jameis Winston became the first passer in NFL history with 450+ passing yards in back-to-back regular season games in 2019.
- **Gameday Location:** Coaches Booth



Tight Ends Coach **Rick Christophel**

- **Experience:** 7th Year NFL, 2nd Year Buccaneers
- **Notes:** Cameron Brate hauled in 10 receptions on 11/17 vs. New Orleans which matched the single-game team record for receptions by a tight end.
- **Gameday Location:** Sideline



Wide Receivers Coach **Kevin Garver**

- **Experience:** 8th Year NFL, 2nd Year Buccaneers
- **Notes:** WR Chris Godwin and WR Mike Evans are the first pair of teammates in NFL history to each have three games of 150+ receiving yards in a single season.
- **Gameday Location:** Sideline



Offensive Line Coach **Joe Gilbert**

- **Experience:** 8th Year NFL, 2nd Year Buccaneers
- **Notes:** The 2019 offensive line helped Tampa Bay's offense to lead the league in pass offense (302.8 ypg).
- **Gameday Location:** Coaches Booth



Running Backs Coach **Todd McNair**

- **Experience:** 5th Year NFL, 2nd Year Buccaneers
- **Notes:** Ronald Jones II put forth his first career 100-yard rushing performance in Week 17 vs. Atlanta last season.
- **Gameday Location:** Sideline



Assistant Coach **Tom Moore**

- **Experience:** 41st Year NFL, 2nd Year Buccaneers
- **Notes:** In 2019, Jameis Winston became the third quarterback to lead the league in passing yards under Moore's guidance.
- **Gameday Location:** Sideline



Offensive Assistant **Antwaan Randle El**

- **Experience:** 2nd Year NFL, 2nd Year Buccaneers
- **Notes:** Buccaneers receivers combined for the second-most individual 100-yard receiving games in the NFL (12) in 2019.
- **Gameday Location:** Sideline



Offensive Quality Control Coach **John Van Dam**

- **Experience:** 2nd Year NFL, 2nd Year Buccaneers
- **Notes:** The Buccaneers offense ranked third in the NFL in total offense (397.9 ypg) and first in passing offense (302.8 ypg) in 2019.
- **Gameday Location:** Coaches Booth





# ASSISTANT COACHES

## 2020 TAMPA BAY BUCCANEERS COACHING STAFF



### Defensive Coordinator **Todd Bowles**

- **Experience:** 22nd Year NFL, 2nd Year Buccaneers
- **Notes:** Tampa Bay's defense finished first in rushing yards allowed per game, first in defensive rush average and fifth in takeaways in 2019.
- **Gameday Location:** Sideline



### Defensive Quality Control Coach **Tim Atkins**

- **Experience:** 11th Year NFL, 2nd Year Buccaneers
- **Notes:** Devin White led all NFL rookies with 7.0 tackles per game in 2019.
- **Gameday Location:** Coaches Booth




### Inside Linebackers Coach **Mike Caldwell**

- **Experience:** 13th Year NFL, 2nd Year Buccaneers
- **Notes:** Lavonte David and Devin White each recorded 11 tackles in Week 1 at New Orleans, leading the team. David has 35 career games with 10-or-more tackles.
- **Gameday Location:** Sideline



### Outside Linebackers Coach **Larry Foote**

- **Experience:** 6th Year NFL, 2nd Year Buccaneers
- **Notes:** Shaquil Barrett led the NFL with a single-season franchise record 19.5 sacks in 2019.
- **Gameday Location:** Sideline



### Defensive/Special Teams Assistant **Cody Grimm**

- **Experience:** 2nd Year NFL, 2nd Year Buccaneers
- **Notes:** Tampa Bay's first and second year players accounted for 68 passes defended and eight interceptions in 2019, which both led all NFL teams among players with two-or-fewer years pro.
- **Gameday Location:** Sideline



### Assistant Defensive Line Coach **Lori Locust**

- **Experience:** 2nd Year NFL, 2nd Year Buccaneers
- **Notes:** Ndamukong Suh's four fumble recoveries tied for the second most in a single season in team history in 2019.
- **Gameday Location:** Sideline



### Safeties Coach **Nick Rapone**

- **Experience:** 7th Year NFL, 2nd Year Buccaneers
- **Notes:** After ranking 23rd in total defense through eight games, Tampa Bay's defense was the eighth-best in the league over the final eight games (Weeks 10-17) of 2019.
- **Gameday Location:** Coaches Booth



### Defensive Line Coach **Kacy Rodgers**

- **Experience:** 14th Year NFL, 2nd Year Buccaneers
- **Notes:** The Buccaneers defense led the league in run defense (73.8) and defensive rush average (3.26) in 2019.
- **Gameday Location:** Sideline



### Cornerbacks Coach **Kevin Ross**

- **Experience:** 14th Year NFL, 2nd Year Buccaneers
- **Notes:** CB Carlton Davis III and CB Jamel Dean ranked second and tied for fourth, respectively, in passes defended in the 2019 season, with Dean leading all rookies.
- **Gameday Location:** Sideline



### Special Teams Coordinator **Keith Armstrong**

- **Experience:** 27th Year NFL, 2nd Year Buccaneers
- **Notes:** Buccaneers opponents starting field position following kickoffs was at the 24.5 yardline, the ninth-best mark in the NFL in 2019.
- **Gameday Location:** Sideline



### Specialist Coach **Chris Boniol**

- **Experience:** 7th Year NFL, 2nd Year Buccaneers
- **Notes:** Bradley Pinion's 88 touchbacks on kickoffs in 2019 set an NFL record for a single season.
- **Gameday Location:** Sideline



### Defensive/Special Teams Assistant **Keith Tandy**

- **Experience:** 1st Year NFL, 1st Year Buccaneers
- **Notes:** Tandy played six of his seven NFL seasons with the Buccaneers as a safety and core special teams player.
- **Gameday Location:** Coaches Booth







# MATT RHULE



The Carolina Panthers announced Matt Rhule as the franchise's fifth head coach in franchise history on January 8, 2020.

Rhule, 44, joins Carolina after three seasons (2017-19) as the head coach at Baylor University. Rhule helped rebuild the Baylor program, guiding the team from a 1-11 finish in his first season to a 7-6 record and a bowl berth in 2018 to an 11-3 record and appearance in the Big 12 Championship and the Sugar Bowl in 2019. This fall, he was voted the Chuck Neinas Coach of the Year by his peers.

His performance at Baylor continued a head coaching career that saw him turn around college programs' fortunes and guide teams to success. In his head coaching debut at Temple, (2013-16), Rhule took the Owls from a 2-10 mark in his first season to a 6-6 record in 2014 and two consecutive 10-win seasons in 2015 and 2016. Rhule has spent 22 years as a coach in the college and NFL ranks.

Baylor's appearance in the Sugar Bowl this season was just the second-ever in school history, and under Rhule's leadership the Bears became the first Power 5 program to go from 11 losses (2017) to 11 wins (2019) within two seasons.

Since 2016, Rhule has had 11 players selected in the NFL Draft, including the 2017 first round pick of the Arizona Cardinals Haason Reddick and Hurd, a 2019 third round selection by San Francisco. A total of 33 players have earned NFL opportunities in Rhule's first six seasons as a head coach.

In his time as a coach and player, Rhule's teams have played in 10 bowl games, including four times as a head coach. In his first season at Baylor, quarterback Charlie Brewer was named the 2017 Big 12 Co-Offensive Freshman of the Year.

Rhule came to Baylor after four seasons as head coach at Temple University. He guided the Owls to the school's first back-to-back 10-win seasons, a pair of bowl berths (2015-16), and the 2016 American Athletic Conference championship. He helped the Owls improve from a two-win season in his first year at the school in 2013.

Rhule returned to Temple after coaching with the New York Giants under head coach Tom Coughlin in 2012. He worked closely with Pat Flaherty in coaching the offensive line. The Giants finished 9-7 and averaged 335 yards on offense, with offensive guard Chris Snee earning 2012 Pro Bowl honors.

Prior to his stint in the NFL, Rhule spent six seasons as an assistant at Temple under head coaches Al Golden and Steve Addazio. He spent four seasons as offensive coordinator from 2008-11, coached quarterbacks and served as recruiting coordinator in 2007, and mentored the defensive line in 2006.

From 2002-05, Rhule was an assistant at Western Carolina, serving as assistant head coach during his last three seasons. He also was part of the staffs at UCLA (2001), Buffalo (1999-2000) and Albright College (1998).

A native of New York City, Rhule played linebacker at Penn State from 1994-97. He holds a master's degree from Buffalo. Rhule and his wife Julie have three children, Bryant, Vivienne and Leona.

## MATT RHULE COACHING CAPSULE

**Coaching Years in NFL:** 2nd year (1st as Head Coach)  
**Panthers Head Coach:** 1st year  
**Regular Season Record:** 0-1-0 (.000)  
**Postseason Record:** 0-0 (—)

## CAROLINA PANTHERS ASSISTANT COACHES

|   |                    |
|---|--------------------|
| Special Teams Coordinator .....                 | Chase Blackburn    |
| Offensive Coordinator .....                     | Joe Brady          |
| Defensive Coordinator .....                     | Phil Snow          |
| Tight Ends .....                                | Brian Angelichio   |
| Coaching Assistant .....                        | E.J. Barthel       |
| Cornerbacks .....                               | Evan Cooper        |
| Assistant to the Head Coach .....               | Matthew Delgado    |
| Assistant Special Teams .....                   | Ed Foley           |
| Defensive Run Game Coordinator .....            | Al Holcomb         |
| Wide Receivers .....                            | Frisman Jackson    |
| Assistant Quarterbacks .....                    | Matt Lombardi      |
| Coaching Assistant .....                        | DJ Mangas          |
| Offensive Line .....                            | Pat Meyer          |
| Senior Offensive Assistant/Running Backs .....  | Jeff Nixon         |
| Assistant Defensive Line .....                  | Frank Okam         |
| Quarterbacks .....                              | Jake Peetz         |
| Defensive Line .....                            | Mike Phair         |
| Assistant Offensive Line .....                  | Marcus Satterfield |
| Defensive Pass Game Coordinator/Secondary ..... | Jason Simmons      |
| Linebackers .....                               | Mike Siravo        |
| Coaching Assistant .....                        | Grant Udinski      |
| Coaching Assistant .....                        | Cedric Whitaker    |

0-0  
RECORD VS. TAMPA BAY

0-0  
RECORD VS. BRUCE ARIANS



# GM JASON LIGHT



7

**PWFA ALL-ROOKIE  
SELECTIONS DRAFTED BY  
LIGHT FOR TAMPA BAY**

8

**CURRENT PRO BOWL  
BUCCANEERS THAT WERE  
EITHER DRAFTED OR  
ACQUIRED BY LIGHT**

## DEVELOPING THROUGH THE DRAFT

### NOTABLE DRAFT SELECTIONS

|                          |                                |
|--------------------------|--------------------------------|
| Mike Evans .....         | 2014 (Round 1, No. 7 Overall)  |
| Donovan Smith .....      | 2015 (Round 2, No. 34 Overall) |
| Ali Marpet .....         | 2015 (Round 2, No. 61 Overall) |
| Chris Godwin .....       | 2017 (Round 3, No. 84 Overall) |
| Vita Vea.....            | 2018 (Round 1, No. 12 Overall) |
| Devin White .....        | 2019 (Round 1, No. 5 Overall)  |
| Sean Murphy-Bunting..... | 2019 (Round 2, No. 39 Overall) |
| Jamel Dean.....          | 2019 (Round 3, No. 94 Overall) |



## MAKING THE MOST OF THE MARKET

### NOTABLE FREE AGENT/TRADE ACQUISITIONS

|                         |                   |
|-------------------------|-------------------|
| Jason Pierre-Paul ..... | 2018 (Trade)      |
| Shaquil Barrett.....    | 2019 (Free Agent) |
| Ndamukong Suh .....     | 2019 (Free Agent) |
| Tom Brady .....         | 2020 (Free Agent) |
| Rob Gronkowski .....    | 2020 (Trade)      |
| LeSean McCoy .....      | 2020 (Free Agent) |
| Leonard Fournette ..... | 2020 (Free Agent) |







# 2020 ROOKIE CLASS



## ROUND 1 - T TRISTAN WIRFS

Draft Selection ..... Round 1, No. 13 Overall

College Career:

Games Played ..... 35  
 Games Started ..... 32  
 PFWA First Team All-America ..... 2019  
 Rimington-Pace Offensive Lineman of the Year ..... 2019  
 First Team All-Big Ten ..... 2019



## ROUND 2 - S ANTOINE WINFIELD JR.

Draft Selection ..... Round 2, No. 45 Overall

College Career:

Tackles ..... 177  
 Interceptions ..... 9  
 Unanimous All-America ..... 2019  
 Big Ten Defensive Back of the Year ..... 2019  
 First Team All-Big Ten ..... 2019



## ROUND 3- RB KE'SHAWN VAUGHN

Draft Selection ..... Round 3, No. 76 Overall

College Career:

Rushing Yards ..... 3,296 (5.8 yards per carry)  
 Rushing Touchdowns ..... 30  
 100-Yard Rushing Performances ..... 11  
 Receptions ..... 66  
 Receiving Yards ..... 648

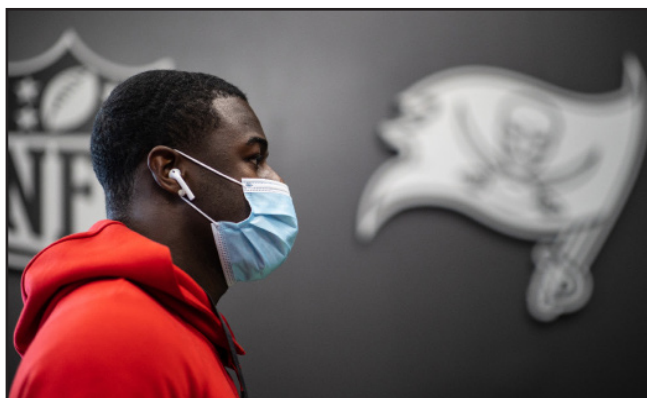


## ROUND 5 - WR TYLER JOHNSON

Draft Selection ..... Round 5, No. 161 Overall

College Career:

Receptions ..... 213 (2nd in School History)  
 Receiving Yards ..... 3,305 (School Record)  
 Receiving Touchdowns ..... 33 (School Record)  
 100-Yard Receiving Performances .... 16 (School Record)  
 First Team All-Big Ten ..... 2018, 2019





# 2020 ROOKIE CLASS

## **[N]** ROUND 6 - DL KHALIL DAVIS

Draft Selection..... Round 6, No. 194 Overall

College Career:

|                              |      |
|------------------------------|------|
| Games Played.....            | 47   |
| Tackles.....                 | 106  |
| Tackles For Loss.....        | 23   |
| Sacks.....                   | 13.0 |
| Third Team All-Big Ten ..... | 2019 |



## **UNDRAFTED - OLB CAM GILL**

Signed.....May 4, 2020

College Career:

|  |            |
|--|------------|
| Tackles.....                           | 188        |
| Tackles For Loss.....                  | 57.5       |
| Sacks.....                             | 34.0       |
| Forced Fumbles.....                    | 8          |
| NEC Defensive Player of the Year ..... | 2018, 2019 |



## **[W]** **UNDRAFTED - CB PARNELL MOTLEY**

Signed.....May 4, 2020

College Career:

|                             |                            |
|-----------------------------|----------------------------|
| Interceptions.....          | 6                          |
| Passes Defensed .....       | 33 (5th in School History) |
| Forced Fumbles.....         | 6                          |
| Tackles.....                | 176                        |
| First Team All-Big 12 ..... | 2019                       |



### ROUND 1, PICK 13



T Tristan Wirfs (Iowa)

### ROUND 2, PICK 45



S Antoine Winfield Jr.  
(Minnesota)

### ROUND 3, PICK 76



RB Ke'Shawn Vaughn  
(Vanderbilt)

### ROUND 5, PICK 161



WR Tyler Johnson  
(Minnesota)

### ROUND 6, PICK 194



DL Khalil Davis  
(Nebraska)

### ROUND 7, PICK 241



ILB Chapelle Russell  
(Temple)

### ROUND 7, PICK 245



RB Raymond Calais  
(Louisiana-Lafayette)

## 2020 DRAFT CLASS





# ROSTER BREAKDOWN



## BUCCANEERS WITH SB EXPERIENCE

|                                |  |
|--------------------------------|--|
| <b>Tom Brady</b> .....         | 36, 38, 39, 42, 46, 49, 51, 52, 53 (All with NE) |
| <b>Shaquil Barrett</b> .....   | 50 (DEN)   |
| <b>Rob Gronkowski</b> .....    | 46, 49, 52, 53 (All with NE)                     |
| <b>Jason Pierre-Paul</b> ..... | 46 (NYG)   |
| <b>Ndamukong Suh</b> .....     | 53 (LAR)   |

## PRO BOWL BUCCANEERS

|                                |  |
|--------------------------------|--|
| <b>Tom Brady</b> .....         | 2001, 2004, 2005, 2007, 2009, 2010, 2011, 2012, 2013, 2014, 2015, 2016, 2017, 2018 |
| <b>Shaquil Barrett</b> .....   | 2019   |
| <b>Lavonte David</b> .....     | 2015   |
| <b>Mike Evans</b> .....        | 2016, 2018, 2019   |
| <b>Chris Godwin</b> .....      | 2019   |
| <b>Rob Gronkowski</b> .....    | 2011, 2012, 2014, 2015, 2017   |
| <b>LeSean McCoy</b> .....      | 2011, 2013, 2014, 2015, 2016, 2017   |
| <b>Jason Pierre-Paul</b> ..... | 2011, 2012   |
| <b>Ndamukong Suh</b> .....     | 2010, 2012, 2013, 2014, 2016   |

## QUICK FACTS

|                                   |   |
|-----------------------------------|---|
| Oldest .....                      | QB, <b>Tom Brady</b> , 43, Born 8/3/77    |
| Youngest.....                     | T <b>Tristan Wirfs</b> , 21, Born 1/24/99 |
| Tallest.....                      | OLB <b>Anthony Nelson</b> , 6'7           |
| Shortest .....                    | S <b>Antoine Winfield Jr.</b> , 5'9       |
| Heaviest .....                    | DT <b>Vita Vea</b> , 347 lbs              |
| Lightest.....                     | WR <b>Jaydon Mickens</b> , 170 lbs        |
| Most Seasons as a Buccaneer ..... | ILB <b>Lavonte David</b> , 9              |
| Most NFL Seasons .....            | QB <b>Tom Brady</b> , 21                  |

## FIRST ROUND PEDIGREE

| Round (Pick) | Player            | Team                 | Year |
|--------------|-------------------|----------------------|------|
| 1 (2)        | Ndamukong Suh     | Detroit Lions        | 2010 |
| 1 (15)       | Jason Pierre-Paul | New York Giants      | 2010 |
| 1 (10)       | Blaine Gabbert    | Jacksonville Jaguars | 2011 |
| 1 (7)        | Mike Evans        | Tampa Bay Buccaneers | 2014 |
| 1 (4)        | Leonard Fournette | Jacksonville Jaguars | 2017 |
| 1 (19)       | O.J. Howard       | Tampa Bay Buccaneers | 2017 |
| 1 (12)       | Vita Vea          | Tampa Bay Buccaneers | 2018 |
| 1 (5)        | Devin White       | Tampa Bay Buccaneers | 2019 |
| 1 (13)       | Tristan Wirfs     | Tampa Bay Buccaneers | 2020 |

## BY COLLEGE

|            |            |   |
|------------|------------|---|
| <b>LSU</b> | LSU        | 3 |
| <b>N</b>   | Nebraska   | 3 |
|            | Penn State | 3 |

LSU: L. Fournette, K. Minter, D. White  
 Nebraska: L. David, K. Davis, N. Suh  
 Penn St: C. Godwin, A. Shipley, D. Smith

## BY CONFERENCE

|            |         |    |
|------------|---------|----|
| <b>BIG</b> | Big Ten | 13 |
|            | SEC     | 11 |
|            | PAC-12  | 4  |
| <b>ACC</b> | ACC     | 3  |
|            | MAC     | 3  |

## BY STATE

|  |              |   |
|--|--------------|---|
|  | California   | 6 |
|  | Pennsylvania | 5 |
|  | Florida      | 4 |

CA: Q. Bell, T. Brady, A. Cappa, R. Griffin, J. Mickens, V. Vea  
 PA: R. Gronkowski, L. McCoy, A. Shipley, J. Watson, J. Whitehead  
 FL: L. David, C. Davis, J. Dean, J. Pierre-Paul

## NON-D1 BUCCANEERS

Alex Cappa (Humboldt St)

Ryan Jensen (Colorado St-Pueblo)

Ali Marpet (Hobart)



Zach Triner (Assumption)



**TAMPA BAY VS. CAROLINA**



**TAMPA BAY  
BUCCANEERS  
OFFENSIVE PLAYER  
PAGES**







# TOM BRADY

## TWO DECADES OF DOMINANCE

### BEST WIN % IN SUPER BOWL ERA

(Since 1966, Min. 50 Starts, Regular Season Only)

| Quarterback (Team)          | W          | L         | D        | Win %       |
|-----------------------------|------------|-----------|----------|-------------|
| <b>1. Tom Brady (NE/TB)</b> | <b>219</b> | <b>65</b> | <b>0</b> | <b>.771</b> |
| 2. Roger Staubach (DAL)     | 85         | 29        | 0        | .746        |
| 3. Joe Montana (SF/KC)      | 117        | 47        | 0        | .713        |

### BEST WIN % AMONG ACTIVE QBs

(Min. 50 Starts, Regular Season Only)

| Quarterback (Team)          | W          | L         | D        | Win %       |
|-----------------------------|------------|-----------|----------|-------------|
| <b>1. Tom Brady (NE/TB)</b> | <b>219</b> | <b>65</b> | <b>0</b> | <b>.771</b> |
| 2. Russell Wilson (SEA)     | 87         | 41        | 1        | .678        |
| 3. Ben Roethlisberger (PIT) | 144        | 71        | 1        | .669        |
| 4. Aaron Rodgers (GB)       | 114        | 60        | 1        | .654        |
| 5. Jared Goff (LAR)         | 34         | 21        | 0        | .618        |

### CAREER WINS BY A STARTING QB

(Includes Postseason)

| Quarterback (Team)              | Total Wins | Reg.       | Post      |
|---------------------------------|------------|------------|-----------|
| <b>1. Tom Brady (NE/TB)</b>     | <b>249</b> | <b>219</b> | <b>30</b> |
| 2. Peyton Manning (IND/DEN)     | 200        | 186        | 14        |
| 3. Brett Favre (ATL/GB/NYJ/MIN) | 199        | 186        | 13        |
| 4. Drew Brees (SD/NO)           | 172        | 164        | 8         |
| 5. John Elway (DEN)             | 162        | 148        | 14        |

### ALL-TIME CAREER WINS

| Player (Years)                     | Reg. Season Wins |
|------------------------------------|------------------|
| 1. Adam Vinatieri (1996-2019)      | 221              |
| <b>2. Tom Brady (2000-Present)</b> | <b>219</b>       |
| 3. George Blanda (1949-75)         | 209              |
| 4. Gary Anderson (1982-2004)       | 201              |
| 5. Jerry Rice (1985-2004)          | 194              |

### MOST QB WINS AFTER TURNING 40

| Quarterback (Team)                   | Wins      |
|--------------------------------------|-----------|
| <b>1. Tom Brady (NE/TB)</b>          | <b>36</b> |
| 2. Brett Favre (MIN)                 | 13        |
| 3. Drew Brees (NO)                   | 9         |
| 4. Vinny Testaverde (DAL/NYJ/NE/CAR) | 8         |
| 5. Matt Hasselbeck (IND)             | 5         |

### GAME-WINNING DRIVES

(Regular Season, 4th Quarter + Overtime)

| Player              | Game-Winning Drives |
|---------------------|---------------------|
| 1. Peyton Manning   | 54                  |
| 2. Drew Brees       | 50                  |
| 3. Dan Marino       | 47                  |
| <b>4. Tom Brady</b> | <b>45</b>           |
| 5. Brett Favre      | 43                  |

### COMEBACK WINS (10+ POINT DEFICIT)

(Regular Season + Playoffs)

| Player                | Comeback Wins |
|-----------------------|---------------|
| <b>1. Tom Brady</b>   | <b>33</b>     |
| 2. Peyton Manning     | 26            |
| 3. Drew Brees         | 23            |
| 4. Eli Manning        | 20            |
| 5. Ben Roethlisberger | 19            |



**ONLY PLAYER IN NFL HISTORY WITH SIX SUPER BOWL WINS**

**17 DIVISION TITLES (NFL RECORD)**

**30 PLAYER OF THE WEEK AWARDS (NFL RECORD)**

**10 PLAYER OF THE MONTH AWARDS (NFL RECORD)**





# TOM BRADY



# 79

## DIFFERENT CAREER TOUCHDOWN TARGETS

### CURRENT BUCS - TD TARGET LEADERS

|                      |    |
|----------------------|----|
| Rob Gronkowski ..... | 78 |
| Mike Evans .....     | 1  |
| O.J. Howard.....     | 1  |
| Cameron Brate .....  | 0  |
| Chris Godwin .....   | 0  |
| Scotty Miller .....  | 0  |
| Justin Watson.....   | 0  |

### CAREER PASSING YARDS LEADERS

| Player (Years)                     | Passing Yards |
|------------------------------------|---------------|
| 1. Drew Brees (2001-Present)       | 77,576        |
| <b>2. Tom Brady (2000-Present)</b> | <b>74,810</b> |
| 3. Peyton Manning (1998-2015)      | 71,940        |
| 4. Brett Favre (1991-2010)         | 71,838        |
| 5. Dan Marino (1983-99)            | 61,361        |

### CAREER PASSING TD LEADERS

| Player (Years)                     | Passing TD |
|------------------------------------|------------|
| 1. Drew Brees (2001-Present)       | 549        |
| <b>2. Tom Brady (2000-Present)</b> | <b>543</b> |
| 3. Peyton Manning (1998-2015)      | 539        |
| 4. Brett Favre (1991-2010)         | 508        |
| 5. Dan Marino (1983-99)            | 420        |

### CAREER PASSING TD/INT RATIO

(Minimum 2,500 Career Passing Attempts)

| Player (Current Team)    | TD-INT Ratio |
|--------------------------|--------------|
| 1. Aaron Rodgers (GB)    | 4.38         |
| 2. Russell Wilson (SEA)  | 3.40         |
| <b>3. Tom Brady (TB)</b> | <b>3.00</b>  |
| 4. Drew Brees (NO)       | 2.32         |
| 5. Derek Carr (LV)       | 2.32         |

### LOWEST CAREER INT. PERCENTAGE

(Minimum 2,500 Career Passing Attempts)

| Player (Current Team)    | INT %      |
|--------------------------|------------|
| 1. Aaron Rodgers (GB)    | 1.4        |
| 2. Russell Wilson (SEA)  | 1.8        |
| <b>3. Tom Brady (TB)</b> | <b>1.8</b> |
| 4. Derek Carr (LV)       | 1.9        |
| 5. Alex Smith (WAS)      | 2.0        |

### CAREER GAMES WITH 3+ TD, 0 INT

| Player (Current Team)       | 3+ TD, 0 INT Games |
|-----------------------------|--------------------|
| <b>1. Tom Brady (TB)</b>    | <b>58</b>          |
| 2. Drew Brees (NO)          | 53                 |
| 3. Peyton Manning (Retired) | 51                 |
| 4. Aaron Rodgers (GB)       | 47                 |
| 5. Brett Favre (Retired)    | 36                 |

### SEASONS WITH 30 TD, 10-OR-LESS INT

| Player (Current Team)        | Total Seasons |
|------------------------------|---------------|
| <b>1t. Tom Brady (TB)</b>    | <b>6</b>      |
| 1t. Aaron Rodgers (GB)       | 6             |
| 3t. Peyton Manning (Retired) | 3             |
| 3t. Tony Romo (Retired)      | 3             |
| 3t. Russell Wilson (SEA)     | 3             |

### CAREER 20 TOUCHDOWN SEASONS

| Player (Current Team)        | Total Seasons |
|------------------------------|---------------|
| <b>1. Tom Brady (TB)</b>     | <b>17</b>     |
| 2t. Drew Brees (NO)          | 16            |
| 2t. Peyton Manning (Retired) | 16            |
| 4. Brett Favre (Retired)     | 15            |
| 5. Philip Rivers (IND)       | 14            |

### CAREER 4,000-YARD PASSING SEASONS

| Player (Current Team)       | Total Seasons |
|-----------------------------|---------------|
| 1. Peyton Manning (Retired) | 14            |
| 2. Drew Brees (NO)          | 12            |
| <b>3t. Tom Brady (TB)</b>   | <b>11</b>     |
| 3t. Philip Rivers (IND)     | 11            |
| 5. Matt Ryan (ATL)          | 9             |

### CAREER 300-YARD PASSING GAMES

| Player (Current Team)       | Total Games |
|-----------------------------|-------------|
| 1. Drew Brees (NO)          | 120         |
| 2. Peyton Manning (Retired) | 93          |
| <b>3. Tom Brady (TB)</b>    | <b>92</b>   |
| 4. Philip Rivers (IND)      | 71          |
| 5. Matt Ryan (ATL)          | 65          |

### CAREER COMPLETIONS

| Player (Current Team)       | Completions  |
|-----------------------------|--------------|
| 1. Drew Brees (NO)          | 6,885        |
| <b>2. Tom Brady (TB)</b>    | <b>6,400</b> |
| 3. Brett Favre (Retired)    | 6,300        |
| 4. Peyton Manning (Retired) | 6,125        |
| 5. Dan Marino (Retired)     | 4,967        |



# MIKE EVANS

1 OF 2

RECEIVERS IN NFL HISTORY  
WITH 1,000+ RECEIVING  
YARDS IN EACH OF THEIR FIRST  
SIX NFL SEASONS

MIKE EVANS | RANDY MOSS



## NFL RECEIVING TD LEADERS (2014-20)

| Player (Current Team)         | TD |
|-------------------------------|----|
| 1. Antonio Brown (Free Agent) | 60 |
| 2. DeAndre Hopkins (ARI)      | 52 |
| 3. Mike Evans (TB)            | 49 |
| 4. Odell Beckham Jr. (CLE)    | 48 |
| 5. Davante Adams (GB)         | 46 |


## NFL RECEIVING YDS LEADERS (2014-20)

| Player (Current Team)         | Yards |
|-------------------------------|-------|
| 1. Julio Jones (ATL)          | 9,545 |
| 2. DeAndre Hopkins (ARI)      | 7,951 |
| 3. Antonio Brown (Free Agent) | 7,702 |
| 4. Mike Evans (TB)            | 7,262 |
| 5. T.Y. Hilton (IND)          | 6,707 |

## CAREER YARDS/RECEPTION

(Active Players - min. 250 receptions)

| Player (Current Team)   | Y/R  |
|-------------------------|------|
| 1. DeSean Jackson (PHI) | 17.4 |
| 2. Kenny Stills (HOU)   | 15.7 |
| 3. Mike Evans (TB)      | 15.7 |
| 4. T.Y. Hilton (IND)    | 15.6 |
| 5. Julio Jones (ATL)    | 15.2 |



## RECEIVING YARDS - FIRST SIX SEASONS

| Player (Seasons)                     | Yards |
|--------------------------------------|-------|
| 1. Randy Moss (MIN, 1998-2003)       | 8,375 |
| 2. Torry Holt (STL, 1999-2004)       | 8,156 |
| 3. Jerry Rice (SF, 1985-90)          | 7,866 |
| 4. Calvin Johnson (DET, 2007-12)     | 7,836 |
| 5. Julio Jones (ATL, 2011-16)        | 7,610 |
| 6. DeAndre Hopkins (HOU, 2013-18)    | 7,437 |
| 7. Mike Evans (TB, 2014-19)          | 7,260 |
| 8. A.J. Green (CIN, 2011-16)         | 7,135 |
| 9. Antonio Brown (PIT, 2010-15)      | 7,093 |
| 10. Marvin Harrison (IND, 1996-2001) | 7,078 |

## 100-YARD RECEIVING GAMES (2014-20)

| Player (Current Team)         | Games |
|-------------------------------|-------|
| 1. Julio Jones (ATL)          | 44    |
| 2. Antonio Brown (Free Agent) | 34    |
| 3. DeAndre Hopkins (ARI)      | 30    |
| 4. Odell Beckham Jr. (CLE)    | 26    |
| 5. Mike Evans (TB)            | 24    |

## 150-YARD RECEIVING GAMES (2014-20)

| Player (Current Team)         | Games |
|-------------------------------|-------|
| 1. Julio Jones (ATL)          | 15    |
| 2. Antonio Brown (Free Agent) | 12    |
| 3. T.Y. Hilton (IND)          | 11    |
| 4. Mike Evans (TB)            | 9     |
| 5. DeAndre Hopkins (ARI)      | 8     |

## MULTI-RECEIVING TD GAMES (2014-20)

| Player (Current Team)         | Games |
|-------------------------------|-------|
| 1. Antonio Brown (Free Agent) | 15    |
| 2. Odell Beckham Jr. (CLE)    | 11    |
| 3. DeAndre Hopkins (ARI)      | 10    |
| 4t. Mike Evans (TB)           | 9     |
| 4t. Davante Adams (GB)        | 9     |

CLICK FOR  
INFORMATION  
ON THE  
EVANS FAMILY  
FOUNDATION

MIKE





# MIKE EVANS

## BE LIKE



# M I K E

**YOUNGEST RECEIVER IN NFL HISTORY  
TO 7,000 CAREER RECEIVING YARDS**

**BUCCANEERS FRANCHISE  
RECEPTIONS LEADER**

**BUCCANEERS FRANCHISE  
RECEIVING YARDS LEADER**

**BUCCANEERS FRANCHISE  
RECEIVING TOUCHDOWNS LEADER**

### YOUNGEST TO 7,000 RECEIVING YARDS

| Player (Current Team)     | Age at 7,000 Career Yards |
|---------------------------|---------------------------|
| 1. <b>Mike Evans (TB)</b> | <b>26 Years, 81 Days</b>  |
| 2. Larry Fitzgerald (ARI) | 26 Years, 111 Days        |
| 3. DeAndre Hopkins (ARI)  | 26 Years, 186 Days        |
| 4. Randy Moss (MIN)       | 26 Years, 220 Days        |

### MOST RECEIVING YARDS - TEAM HISTORY

| Player (Seasons)                    | Yards        |
|-------------------------------------|--------------|
| 1. <b>Mike Evans (2014-Present)</b> | <b>7,262</b> |
| 2. Mark Carrier (1987-92)           | 5,018        |
| 3. Kevin House (1980-86)            | 4,928        |
| 4. Vincent Jackson (2012-16)        | 4,326        |
| 5. Jimmie Giles (1978-86)           | 4,300        |

### MOST RECEIVING TD - TEAM HISTORY

| Player (Seasons)                        | TD        |
|---|-----------|
| 1. <b>Mike Evans (2014-Present)</b>     | <b>49</b> |
| 2. Jimmie Giles (1978-86)               | 34        |
| 3. Kevin House (1980-86)                | 31        |
| 4. Joey Galloway (2004-08)              | 28        |
| 5t. <b>Cameron Brate (2014-Present)</b> | <b>27</b> |
| 5t. Mark Carrier (1987-92)              | 27        |

### MOST RECEPTIONS - TEAM HISTORY

| Player (Seasons)                    | Receptions |
|-------------------------------------|------------|
| 1. <b>Mike Evans (2014-Present)</b> | <b>463</b> |
| 2. James Wilder (1981-89)           | 430        |
| 3. Mark Carrier (1987-92)           | 321        |
| 4. Warrick Dunn (1997-2008)         | 306        |
| 5. Mike Alstott (1996-2006)         | 305        |

### MOST SINGLE-SEASON TOUCHDOWNS

| Player (Season)              | Receiving TD |
|------------------------------|--------------|
| 1t. <b>Mike Evans (2014)</b> | <b>12</b>    |
| 1t. <b>Mike Evans (2016)</b> | <b>12</b>    |
| 3. Mike Williams (2010)      | 11           |
| 4. Joey Galloway (2005)      | 10           |
| 5. Five Players Tied         | 9            |

### MOST SINGLE-SEASON RECEIVING YARDS

| Player (Season)               | Rec. Yards   |
|-------------------------------|--------------|
| 1. <b>Mike Evans (2018)</b>   | <b>1,524</b> |
| 2. Mark Carrier (1989)        | 1,422        |
| 3. Vincent Jackson (2012)     | 1,384        |
| 4. <b>Chris Godwin (2019)</b> | <b>1,333</b> |
| 5. <b>Mike Evans (2016)</b>   | <b>1,321</b> |

### MOST SINGLE-SEASON RECEPTIONS

| Player (Season)              | Receptions |
|------------------------------|------------|
| 1. Keyshawn Johnson (2001)   | 106        |
| 2. <b>Mike Evans (2016)</b>  | <b>96</b>  |
| 3t. Chris Godwin (2019)      | 86         |
| 3t. <b>Mike Evans (2018)</b> | <b>86</b>  |
| 3t. Mark Carrier (1989)      | 86         |



# MIKE EVANS

## BEST OF THE BUNCH

### 2014 NFL RECEIVING CLASS



**Sammy Watkins**  
Round 1, Pick 4

77 GP  
291 Receptions  
4,326 Rec. Yards  
32 Receiving TD  
14 100-Yd Games



**Mike Evans**  
Round 1, Pick 7

91 GP  
463 Receptions  
**7,262 Rec. Yards**  
**49 Receiving TD**  
24 100-Yd Games



**Odell Beckham Jr.**  
Round 1, Pick 12

76 GP  
467 Receptions  
6,533 Rec. Yards  
48 Receiving TD  
**26 100-Yd Games**



**Brandin Cooks**  
Round 1, Pick 20

89 GP  
404 Receptions  
5,750 Rec. Yards  
34 Receiving TD  
15 100-Yd Games



**Davante Adams**  
Round 2, Pick 53

87 GP  
445 Receptions  
5,350 Rec. Yards  
46 Receiving TD  
17 100-Yd Games



**Jarvis Landry**  
Round 2, Pick 63

**97 GP**  
**569 Receptions**  
6,249 Rec. Yards  
32 Receiving TD  
6 100-Yd Games

## MIKE EVANS RANKS ...

**1<sup>ST</sup>**

IN RECEIVING **YARDS** &  
RECEIVING **TOUCHDOWNS**

**2<sup>ND</sup>**

IN GAMES PLAYED &  
**100-YARD PERFORMANCES**

## SINGLE GAME HEROICS

### MOST SINGLE-GAME RECEIVING YARDS

(Team History)

| Player (Opponent, Date)                 | Rec. Yards |
|---|------------|
| 1. Vincent Jackson (vs. NO, 10/21/12)   | 216        |
| 2. Mark Carrier (at NO, 12/6/87)        | 212        |
| <b>3. Mike Evans (at WAS, 11/16/14)</b> | <b>209</b> |
| 4. Antonio Bryant (at CAR, 12/8/08)     | 200        |
| <b>5. Mike Evans (at TEN, 10/27/19)</b> | <b>198</b> |

### MOST SINGLE-SEASON TOUCHDOWNS

(Team History)

| Player (Opponent, Date)                  | Receiving TD |
|--|--------------|
| 1. Jimmie Giles (at MIA, 10/20/85)       | 4            |
| 2t. Breshad Perriman (at DET, 12/15/19)  | 3            |
| <b>2t. Mike Evans (vs. NYG, 9/22/19)</b> | <b>3</b>     |
| 2t. Morris Owens (vs. MIA, 10/24/76)     | 3            |
| 5t. Many Players Tied                    | 2            |







# CHRIS GODWIN



## BREAKOUT SEASON - 2019

### MOST SINGLE-SEASON TOUCHDOWNS

(Team History)

| Player (Season)                                  | Receiving TD |
|--|--------------|
| 1t. Mike Evans (2014)                            | 12           |
| 1t. Mike Evans (2016)                            | 12           |
| 3. Mike Williams (2010)                          | 11           |
| 4. Joey Galloway (2005)                          | 10           |
| 5t. <b>Chris Godwin (2019) &amp; Four Others</b> | 9            |

### MOST SINGLE-SEASON RECEIVING YARDS

(Team History)

| Player (Season)               | Rec. Yards   |
|-------------------------------|--------------|
| 1. Mike Evans (2018)          | 1,524        |
| 2. Mark Carrier (1989)        | 1,422        |
| 3. Vincent Jackson (2012)     | 1,384        |
| 4. <b>Chris Godwin (2019)</b> | <b>1,333</b> |
| 5. Mike Evans (2016)          | 1,321        |

### MOST SINGLE-SEASON RECEPTIONS

(Team History)

| Player (Season)                | Receptions |
|--------------------------------|------------|
| 1. Keyshawn Johnson (2001)     | 106        |
| 2. Mike Evans (2016)           | 96         |
| 3t. <b>Chris Godwin (2019)</b> | <b>86</b>  |
| 3t. Mike Evans (2018)          | 86         |
| 3t. Mark Carrier (1989)        | 86         |

### RECEIVING YARDS - SINCE START OF 2019

| Player (Current Team)  | Rec. Yards   |
|------------------------|--------------|
| 1. Michael Thomas      | 1,742        |
| 2. Julio Jones         | 1,551        |
| 3. <b>Chris Godwin</b> | <b>1,412</b> |
| 4. DeAndre Hopkins     | 1,316        |
| 5. Travis Kelce        | 1,279        |

CLICK FOR  
INFORMATION  
ON THE TEAM  
GODWIN  
FOUNDATION



LED THE NFL  
WITH **25** RECEPTIONS OF 20+  
YARDS IN 2019

### 20+ YARD REC - SINCE START OF 2019

| Player (Current Team)                        | Rec 20+   |
|--|-----------|
| 1. <b>Chris Godwin (TB)</b>                  | <b>27</b> |
| 2. Julio Jones (ATL)                         | 23        |
| 3. Kenny Golladay (DET)                      | 22        |
| 4t. Stefon Diggs (MIN)/Cooper Kupp (LAR)     | 21        |
| 4t. Jarvis Landry (CLE)/DeVante Parker (MIA) | 21        |



CHRIS GODWIN WAS THE 11TH RECEIVER  
TAKEN IN THE 2017 NFL DRAFT.  
HERE'S HOW HE STACKS UP TO HIS CLASS...

### CAREER RECEIVING YARDS

(2017 Draft Class)

| Player (Current Team)        | Receiving Yds |
|------------------------------|---------------|
| 1. JuJu Smith-Schuster (PIT) | 2,964         |
| 2. <b>Chris Godwin (TB)</b>  | <b>2,779</b>  |
| 3. Kenny Golladay (DET)      | 2,730         |
| 4. Cooper Kupp (LAR)         | 2,636         |
| 5. Corey Davis (TEN)         | 1,968         |

### CAREER 100-YARD GAMES

(2017 Wide Receiver Class)

| Player (Current Team)            | 100-Yard Games |
|----------------------------------|----------------|
| 1. JuJu Smith-Schuster (PIT)     | 12             |
| 2. <b>Chris Godwin (TB)</b>      | <b>10</b>      |
| 3t. Kenny Golladay (DET)         | 8              |
| 3t. Cooper Kupp (LAR)            | 8              |
| 5. Keelan Cole (JAC - Undrafted) | 3              |



# ROB GRONKOWSKI

# 79 TOUCHDOWNS

**MOST  
IN THE NFL  
SINCE  
ENTERING  
THE LEAGUE  
IN 2010**

## CAREER RECEIVING YARDS/GAME

(NFL History - Tight Ends - min. 75 GP)

| Player (Current Team)         | YPG         |
|-------------------------------|-------------|
| 1. <b>Rob Gronkowski (TB)</b> | <b>67.9</b> |
| 2. Travis Kelce (KC)          | 67.2        |
| 3. Kellen Winslow (Retired)   | 61.8        |
| 4. Tony Gonzalez (Retired)    | 56.0        |
| 5. Zach Ertz (PHI)            | 53.8        |

## YARDS AFTER CATCH/RECEPTION BY A TE

(NFL History - Tight Ends - min. 200 Receptions)

| Player (Current Team)         | YAC/R       |
|-------------------------------|-------------|
| 1. George Kittle (SF)         | 8.00        |
| 2. Brent Celek (Retired)      | 6.30        |
| 3. Travis Kelce (KC)          | 5.96        |
| 4. <b>Rob Gronkowski (TB)</b> | <b>5.92</b> |
| 5. Alge Crumpler (Retired)    | 5.83        |

## FASTEST TIGHT END IN LEAGUE HISTORY TO...

- **7,500** RECEIVING YARDS (108 GAMES)

- **75** RECEIVING TOUCHDOWNS (98 GAMES)



## BACK LIKE HE NEVER LEFT

### RECEIVING TD SINCE 2010

| Player (Current Team)          | Receiving TD |
|--------------------------------|--------------|
| 1. <b>Rob Gronkowski (TB)</b>  | <b>79</b>    |
| 2t. Antonio Brown (Free Agent) | 75           |
| 2t. Jimmy Graham (CHI)         | 75           |
| 4. Dez Bryant (Free Agent)     | 73           |
| 5. Jordy Nelson (Retired)      | 68           |

### TD FROM SCRIMMAGE SINCE 2010

| Player (Current Team)           | TD        |
|---------------------------------|-----------|
| 1. LeSean McCoy (TB)            | 85        |
| 2. <b>Rob Gronkowski (TB)</b>   | <b>80</b> |
| 3t. Adrian Peterson (DET)       | 76        |
| 3t. Marshawn Lynch (Free Agent) | 76        |
| 5. Antonio Brown (Free Agent)   | 75        |

### RECEIVING YARDS BY A TE SINCE 2010

| Player (Current Team)         | Yards        |
|-------------------------------|--------------|
| 1. Jimmy Graham (CHI)         | 7,908        |
| 2. <b>Rob Gronkowski (TB)</b> | <b>7,872</b> |
| 3. Jason Witten (LV)          | 7,014        |
| 4. Greg Olsen (SEA)           | 6,891        |
| 5. Travis Kelce (KC)          | 6,515        |

### RECEPTIONS BY A TE SINCE 2010

| Player (Current Team)         | Receptions |
|-------------------------------|------------|
| 1. Jason Witten (LV)          | 693        |
| 2. Jimmy Graham (CHI)         | 652        |
| 3. Greg Olsen (SEA)           | 569        |
| 4. Zach Ertz (PHI)            | 528        |
| 5. <b>Rob Gronkowski (TB)</b> | <b>523</b> |

### YARDS AFTER CATCH BY A TE SINCE 2010

| Player (Current Team)         | Yards        |
|-------------------------------|--------------|
| 1. <b>Rob Gronkowski (TB)</b> | <b>3,096</b> |
| 2. Travis Kelce (KC)          | 3,057        |
| 3. Jimmy Graham (CHI)         | 2,865        |
| 4. Jason Witten (LV)          | 2,391        |
| 5. Greg Olsen (SEA)           | 2,302        |





# ROB GRONKOWSKI

## A TICKET TO CANTON



### CAREER RECEIVING TD BY A TE

(NFL History)

| Player (Current Team)         | TD        |
|-------------------------------|-----------|
| 1. Antonio Gates (Retired)    | 116       |
| 2. Tony Gonzalez (Retired)    | 111       |
| <b>3. Rob Gronkowski (TB)</b> | <b>79</b> |
| 4. Jimmy Graham (CHI)         | 75        |
| 5. Jason Witten (LV)          | 72        |

### CAREER 100-YARD GAMES BY A TE

(NFL History)

| Player (Current Team)         | Games     |
|-------------------------------|-----------|
| 1. Tony Gonzalez (Retired)    | 31        |
| <b>2. Rob Gronkowski (TB)</b> | <b>28</b> |
| 3. Kellen Winslow (Retired)   | 24        |
| 4. Jackie Smith (Retired)     | 22        |
| 5t. Antonio Gates (Retired)   | 21        |
| 5t. Jason Witten (LV)         | 21        |

### CAREER MULTI-TOUCHDOWN GAMES

(NFL History - Tight Ends)

| Player (Current Team)         | Games     |
|-------------------------------|-----------|
| 1. Antonio Gates (Retired)    | 21        |
| 2. Tony Gonzalez (Retired)    | 18        |
| <b>3. Rob Gronkowski (TB)</b> | <b>16</b> |
| 4. Jimmy Graham (CHI)         | 15        |
| 5. Four Players Tied          | 9         |

# 1 OF 4

TIGHT ENDS IN NFL HISTORY  
WITH **1,000+** RECEIVING  
YARDS IN A SEASON  
**FOUR TIMES**

TONY GONZALEZ | **ROB GRONKOWSKI**  
TRAVIS KELCE | JASON WITTEN

### ALL-TIME RECEIVING YARDS LEADERS TIGHT ENDS - NFL HISTORY

|                          |              |
|--------------------------|--------------|
| 1. Tony Gonzalez         | 15,127       |
| 2. Jason Witten          | 12,979       |
| 3. Antonio Gates         | 11,841       |
| 4. Shannon Sharpe        | 10,060       |
| 5. Greg Olsen            | 8,468        |
| 6. Ozzie Newsome         | 7,980        |
| 7. Jackie Smith          | 7,918        |
| 8. Jimmy Graham          | 7,908        |
| <b>9. Rob Gronkowski</b> | <b>7,872</b> |
| 10. Vernon Davis         | 7,562        |

### PLAYOFF RECEPTIONS BY A TE

(NFL History)

| Player                   | Receptions |
|--------------------------|------------|
| <b>1. Rob Gronkowski</b> | <b>81</b>  |
| 2. Dallas Clark          | 64         |
| 3t. Shannon Sharpe       | 62         |
| 3t. Jay Novacek          | 62         |
| 5. Brent Jones           | 60         |

### PLAYOFF RECEIVING YARDS BY A TE

(NFL History)

| Player                   | Yards        |
|--------------------------|--------------|
| <b>1. Rob Gronkowski</b> | <b>1,163</b> |
| 2. Dallas Clark          | 847          |
| 3. Keith Jackson         | 834          |
| 4. Shannon Sharpe        | 814          |
| 5. Brent Jones           | 740          |

### PLAYOFF RECEIVING TD BY A TE

(NFL History)

| Player                   | TD        |
|--------------------------|-----------|
| <b>1. Rob Gronkowski</b> | <b>12</b> |
| 2t. Dave Casper          | 7         |
| 2t. Vernon Davis         | 7         |
| 4t. Travis Kelce         | 6         |
| 4t. Keith Jackson        | 6         |
| 4t. Jay Novacek          | 6         |



# CAMERON BRATE



TIED FOR THE **5**<sup>TH</sup>-MOST  
TOUCHDOWNS BY AN  
UNDRAFTED TIGHT END  
IN **NFL HISTORY**

## MOST RECEIVING TD - TEAM HISTORY

| Player (Years)                             | TD        |
|--|-----------|
| 1. WR Mike Evans (2014-Present)            | 49        |
| 2. TE Jimmie Giles (1978-86)               | 34        |
| 3. WR Kevin House (1980-86)                | 31        |
| 4. WR Joey Galloway (2004-08)              | 28        |
| <b>5t. TE Cameron Brate (2014-Present)</b> | <b>27</b> |
| 5t. WR Mark Carrier (1987-92)              | 27        |

## RECEPTIONS BY A TE - TEAM HISTORY

| Player (Years)          | Receptions |
|-------------------------|------------|
| 1. Jimmie Giles         | 279        |
| 2. Kellen Winslow       | 218        |
| 3. Ron Hall             | 209        |
| <b>4. Cameron Brate</b> | <b>195</b> |
| 5. Dave Moore           | 184        |

## 2016-20 NFL TE TD RECEPTION LEADERS

| Player (Current Team)        | TD        |
|------------------------------|-----------|
| 1. Travis Kelce (KC)         | 28        |
| 2. Zach Ertz (PHI)           | 27        |
| 3. Kyle Rudolph (MIN)        | 25        |
| <b>4. Cameron Brate (TB)</b> | <b>24</b> |
| 5. Jimmy Graham (CHI)        | 22        |



## TD RECEPTIONS BY UNDRAFTED TE

(NFL History)

| Player (Seasons)                   | TD        |
|------------------------------------|-----------|
| 1. Antonio Gates (2003-18)         | 116       |
| 2. Paul Coffman (1978-1988)        | 42        |
| 3. Marcus Pollard (1995-2008)      | 40        |
| 4. Willie Frazier (1964-75)        | 36        |
| <b>5t. Cameron Brate (2014-19)</b> | <b>27</b> |
| 5t. Ed West (1984-97)              | 27        |
| 5t. Bob Tucker (1970-80)           | 27        |



## MOST SINGLE-SEASON TD BY A TE

(Team History)

| Player (Season)                 | TD       |
|---------------------------------|----------|
| <b>1t. Cameron Brate (2016)</b> | <b>9</b> |
| 1t. Jimmie Giles (1985)         | 8        |
| 3. Jimmie Giles (1979)          | 7        |
| <b>4t. Cameron Brate (2018)</b> | <b>6</b> |
| <b>4t. Cameron Brate (2017)</b> | <b>6</b> |
| 4t. Jimmie Giles (1981)         | 6        |

## MOST SINGLE-GAME REC. BY A TE

(Team History)

| Player (Date)                              | Receptions |
|--|------------|
| <b>1t. Cameron Brate (11/17/19 vs. NO)</b> | <b>10</b>  |
| 1t. Jackie Harris (11/26/95 at GB)         | 10         |
| 3t. Kellen Winslow (11/20/11 at GB)        | 9          |
| 3t. Kellen Winslow (10/11/09 at PHI)       | 9          |
| 5. Eight Players Tied                      | 8          |





# RUNNING BACKS

## THE BACK PACK



### RONALD JONES - ROJO

#### HIGHEST SINGLE-GAME YARDS/ATTEMPT

(Team History - min. 10 carries)

| Player (Opponent, Date)                       | Y/A         |
|---|-------------|
| 1. Ricky Bell (vs. NO, 10/14/79)              | 10.10       |
| 2. Doug Martin (at OAK, 11/4/12)              | 10.04       |
| <b>3. Ronald Jones II (vs. ATL, 12/29/19)</b> | <b>9.64</b> |
| 4. Warrick Dunn (vs. DAL, 12/3/00)            | 9.55        |
| 5. Gary Anderson (vs. CHI, 9/8/91)            | 9.40        |



### LESEAN SHADY McCOY

#### TD FROM SCRIMMAGE SINCE 2010

| Player (Current Team)           | TD        |
|---------------------------------|-----------|
| <b>1. LeSean McCoy (TB)</b>     | <b>85</b> |
| 2. Rob Gronkowski (TB)          | 80        |
| 3t. Adrian Peterson (DET)       | 76        |
| 3t. Marshawn Lynch (Free Agent) | 76        |
| 5. Antonio Brown (Free Agent)   | 75        |



### LEONARD FOURNETTE



#### 2019 ALL-PURPOSE YARDS

(NFL - Running Backs)

| Player (Current Team)        | Yards        |
|------------------------------|--------------|
| 1. Christian McCaffrey (CAR) | 2,392        |
| 2. Ezekiel Elliott (DAL)     | 1,777        |
| 3. Nick Chubb (CLE)          | 1,772        |
| 4. Derrick Henry (TEN)       | 1,746        |
| <b>5. Leonard Fournette</b>  | <b>1,674</b> |



**TAMPA BAY  
BUCCANEERS  
DEFENSIVE PLAYER  
PAGES**







# SHAQUIL BARRETT



**19.5** SACKS IN 2019  
**MOST IN THE NFL IN 2019**  
**BUCCANEERS FRANCHISE RECORD**

## MOST SINGLE-SEASON SACKS BY A BUC

| Player (Season)                  | Sacks       |
|----------------------------------|-------------|
| 1. <b>Shaquil Barrett (2019)</b> | <b>19.5</b> |
| 2. Warren Sapp (2000)            | 16.5        |
| 3. Simeon Rice (2002)            | 15.5        |
| 4. Simeon Rice (2003)            | 15.0        |
| 5. Simeon Rice (2005)            | 14.0        |

## 2019 SACK LEADERS

| Player (Team)                  | Sacks       |
|--------------------------------|-------------|
| 1. <b>Shaquil Barrett (TB)</b> | <b>19.5</b> |
| 2. Chandler Jones (ARI)        | 19.0        |
| 3. Cameron Jordan (NO)         | 15.5        |
| 4t. Danielle Hunter (MIN)      | 14.5        |
| 4t. T.J. Watt (PIT)            | 14.5        |

## SINGLE-SEASON SACKS - UNDRAFTED

| Player (Season)                  | Sacks       |
|----------------------------------|-------------|
| 1. <b>Shaquil Barrett (2019)</b> | <b>19.5</b> |
| 2t. Greg Brown (1984)            | 16.0        |
| 2t. James Harrison (2008)        | 16.0        |
| 4. John Randle (1997)            | 15.5        |
| 5t. Adewale Ogunleye (2003)      | 15.0        |
| 5t. Cameron Wake (2012)          | 15.0        |

## BUCCANEERS SACK LEADERS - LBs

| Player (Seasons)                         | Sacks       |
|--|-------------|
| 1. Broderick Thomas (1989-93)            | 26.5        |
| 2. <b>Lavonte David (2012-Present)</b>   | <b>22.5</b> |
| 3. <b>Shaquil Barrett (2019-Present)</b> | <b>19.5</b> |
| 4. Chris Washington (1984-88)            | 17.5        |
| 5. Derrick Brooks (1995-2008)            | 13.5        |

**3** LAWRENCE TAYLOR | **SHAQUIL BARRETT**  
 GAMES WITH 3.0+ SACKS IN 2019 - TIED FOR  
 THE SECOND-MOST IN A SINGLE SEASON IN NFL  
 HISTORY, TRAILING ONLY **LAWRENCE TAYLOR** (1986).



## 2019 QUARTERBACK HITS LEADERS

| Player (Team)                   | QBH       |
|---------------------------------|-----------|
| 1t. <b>Shaquil Barrett (TB)</b> | <b>37</b> |
| 1t. Za'Darius Smith (GB)        | 37        |
| 3. T.J. Watt (PIT)              | 36        |
| 4. Matt Judon (BAL)             | 33        |
| 5. Joey Bosa (LAC)              | 31        |

## 2019 TACKLES FOR LOSS LEADERS

| Player (Team)                  | TFL       |
|--------------------------------|-----------|
| 1. Aaron Donald (LAR)          | 20        |
| 2. <b>Shaquil Barrett (TB)</b> | <b>19</b> |
| 3. Joey Bosa (LAC)             | 18        |
| 4. Za'Darius Smith (GB)        | 17        |
| 5. Four Players Tied           | 16        |

## 2019 FORCED FUMBLES LEADERS

| Player (Team)                  | FF       |
|--------------------------------|----------|
| 1t. T.J. Watt (PIT)            | 8        |
| 1t. Chandler Jones (ARI)       | 8        |
| 3. <b>Shaquil Barrett (TB)</b> | <b>6</b> |
| 4. Khalil Mack (CHI)           | 5        |
| 5. Many Players Tied           | 4        |



# LAVONTE DAVID

MAY I HAVE YOUR ATTENTION, **PLEASE?**



1 OF 2

PLAYERS IN NFL HISTORY  
WITH **1,000+** TACKLES, **20.0**  
SACKS, AND **10** INT THROUGH  
**EIGHT** CAREER SEASONS,  
JOINING PRO FOOTBALL HALL  
OF FAMER **RAY LEWIS**.

**LAVONTE DAVID** | CAPTAIN

## NFL TACKLE LEADERS SINCE 2012

| Player (Current Team)        | Tackles      |
|------------------------------|--------------|
| 1. Luke Kuechly (Retired)    | 1,092        |
| 2. Bobby Wagner (SEA)        | 1,080        |
| <b>3. Lavonte David (TB)</b> | <b>1,017</b> |
| 4. Thomas Davis (WAS)        | 804          |
| 5. Demario Davis (NO)        | 793          |

## NFL SOLO TACKLE LEADERS SINCE 2012

| Player (Current Team)          | Solo Tackles |
|--------------------------------|--------------|
| <b>1. Lavonte David (TB)</b>   | <b>729</b>   |
| 2. Luke Kuechly (Retired)      | 690          |
| 3. Bobby Wagner (SEA)          | 645          |
| 4. Antoine Bethea (Free Agent) | 582          |
| 5. Demario Davis (NO)          | 540          |

## NFL TFL LEADERS SINCE 2012

| Player (Current Team)         | TFL        |
|-------------------------------|------------|
| 1. J.J. Watt (HOU)            | 145        |
| <b>2t. Lavonte David (TB)</b> | <b>118</b> |
| 2t. Aaron Donald (LAR)        | 118        |
| 4t. Von Miller (DEN)          | 116        |
| 4t. Michael Bennett (Retired) | 116        |

## NFL INT LEADERS SINCE 2012 - LBs

| Player (Current Team)         | INT       |
|-------------------------------|-----------|
| 1. Luke Kuechly (Retired)     | 18        |
| 2. Alec Ogletree (Free Agent) | 12        |
| <b>3. Lavonte David (TB)</b>  | <b>11</b> |
| 4t. Seven Players Tied        | 10        |

## PASS DEFENSE LEADERS SINCE 2012 - LBs

| Player (Current Team)         | Passes Defensed |
|-------------------------------|-----------------|
| 1. Luke Kuechly (Retired)     | 66              |
| 2. Alec Ogletree (Free Agent) | 57              |
| 3. Bobby Wagner (SEA)         | 49              |
| 4. Karlos Dansby (Retired)    | 46              |
| <b>5. Lavonte David (TB)</b>  | <b>45</b>       |



## FUMBLE RECOVERIES SINCE 2012

| Player (Current Team)        | FR        |
|------------------------------|-----------|
| <b>1. Lavonte David (TB)</b> | <b>14</b> |
| 2. J.J. Watt (HOU)           | 13        |
| 3. Julius Peppers (Retired)  | 12        |
| 4. Fletcher Cox (PHI)        | 11        |
| 5t. Mike Adams (Retired)     | 10        |
| 5t. Justin Houston (IND)     | 10        |

## FORCED FUMBLES SINCE 2012

| Player (Current Team)        | FF        |
|------------------------------|-----------|
| 1. Chandler Jones (ARI)      | 27        |
| 2. Robert Quinn (CHI)        | 24        |
| 3t. Von Miller (DEN)         | 23        |
| 3t. J.J. Watt (HOU)          | 23        |
| 5. Ryan Kerrigan (WAS)       | 22        |
| <b>6. Lavonte David (TB)</b> | <b>21</b> |
| 7t. Khalil Mack (CHI)        | 20        |
| 7t. Carlos Dunlap (CIN)      | 20        |
| 9. Cameron Wake (Free Agent) | 18        |
| 10t. Brandon Graham (PHI)    | 16        |
| 10t. Jamie Collins (DET)     | 16        |
| 10t. Bruce Irvin (SEA)       | 16        |





# LAVONTE DAVID



## HALL OF FAME CALIBER

### NOTABLE LINEBACKERS - FIRST EIGHT SEASONS

| Player (Seasons)               | Tackles      | Sacks       | INT       | FF        | FR        |
|--------------------------------|--------------|-------------|-----------|-----------|-----------|
| Zach Thomas (1996-2003)        | 1,116        | 11.5        | 15        | 10        | 6         |
| Ray Lewis^* (1996-2003)        | 1,099        | 21.0        | 20        | 6         | 8         |
| Luke Kuechly* (2012-19)        | 1,092        | 12.5        | 18        | 7         | 8         |
| Bobby Wagner (2012-19)         | 1,073        | 19.5        | 10        | 5         | 8         |
| Derrick Brooks^* (1995-2002)   | 1,045        | 6.5         | 17        | 15        | 4         |
| <b>Lavonte David (2012-19)</b> | <b>1,006</b> | <b>22.5</b> | <b>11</b> | <b>21</b> | <b>14</b> |
| Brian Urlacher^* (2000-07)     | 969          | 37.5        | 15        | 8         | 8         |
| Junior Seau^ (1990-97)         | 965          | 34.0        | 10        | 6         | 13        |
| Patrick Willis (2007-14)       | 950          | 20.5        | 8         | 16        | 5         |
| Lance Briggs (2003-10)         | 868          | 10.5        | 12        | 9         | 7         |

^ Selected to Pro Football Hall of Fame

\* Won NFL Defensive Player of the Year in that span.

**NUMBERS  
NEVER  
LIE**



## AN ALL-TIME BUCCANEER

### BUCCANEERS ALL-TIME TACKLE LEADERS

| Player (Seasons)                       | Tackles      |
|--|--------------|
| 1. Derrick Brooks (1995-2008)          | 2,198        |
| 2. Ronde Barber (1997-2012)            | 1,428        |
| 3. Hardy Nickerson (1993-99)           | 1,028        |
| <b>4. Lavonte David (2012-Present)</b> | <b>1,017</b> |
| 5. Shelton Quarles (1997-2006)         | 985          |

**1 OF 4**

PLAYERS IN BUCCANEERS  
HISTORY WITH **1,000+**  
CAREER **TACKLES**.

### TAMPA BAY ALL-TIME FUMBLE RECOVERIES

| Player (Seasons)                       | FR        |
|--|-----------|
| <b>1. Lavonte David (2012-Present)</b> | <b>14</b> |
| 2. Ronde Barber (1997-2012)            | 12        |
| 3t. John Cannon (1982-90)              | 11        |
| 3t. Cecil Johnson (1977-85)            | 11        |
| 5. Lee Roy Selmon (1976-84)            | 10        |

### INTERCEPTIONS BY A LB - TEAM HISTORY

| Player (Seasons)                       | INT       |
|--|-----------|
| 1. Derrick Brooks (1995-2008)          | 25        |
| <b>2. Lavonte David (2012-Present)</b> | <b>11</b> |
| 3. Dave Lewis (1977-81)                | 10        |
| 4t. Cecil Johnson (1977-85)            | 9         |
| 4t. Richard Wood (1976-84)             | 9         |



# NDAMUKONG SUH



## SUHPERMAN

**LEADS ALL  
FRONT SEVEN  
PLAYERS WITH** **8,931**  
**DEFENSIVE SNAPS SINCE ENTERING  
THE LEAGUE IN 2010**

### DEFENSIVE SNAPS SINCE 2010

(Among Front Seven Defensive Players)

| Player (Current Team)        | Snaps        |
|------------------------------|--------------|
| 1. <b>Ndamukong Suh (TB)</b> | <b>8,931</b> |
| 2. Calais Campbell (BAL)     | 8,369        |
| 3. Cameron Jordan (NO)       | 8,234        |
| 4. <b>Lavonte David (TB)</b> | <b>8,029</b> |
| 5. Ryan Kerrigan (WAS)       | 7,995        |

### TACKLES FOR LOSS 2010-PRESENT

| Player (Current Team)              | TFL        |
|------------------------------------|------------|
| 1. J.J. Watt (HOU)                 | 158        |
| 2. Calais Campbell (BAL)           | 141        |
| 3. Von Miller (DEN)                | 135        |
| 4. Michael Bennett (Retired)       | 131        |
| 5t. <b>Lavonte David (TB)</b>      | <b>118</b> |
| 5t. Aaron Donald (LAR)             | 118        |
| 7t. <b>Ndamukong Suh (TB)</b>      | <b>114</b> |
| 7t. Cameron Jordan (NO)            | 114        |
| 7t. Terrell Suggs (Free Agent)     | 114        |
| 10t. <b>Jason Pierre-Paul (TB)</b> | <b>113</b> |
| 10t. Ryan Kerrigan (WAS)           | 113        |

### DT SACK LEADERS 2010-PRESENT

| Player (Current Team)        | Sacks       |
|------------------------------|-------------|
| 1. Geno Atkins (CIN)         | 75.5        |
| 2. Aaron Donald (LAR)        | 72.0        |
| 3. Gerald McCoy (Free Agent) | 59.5        |
| 4. <b>Ndamukong Suh (TB)</b> | <b>58.5</b> |
| 5. Jurrell Casey (DEN)       | 51.0        |

### QB HITS LEADERS 2010-PRESENT

| Player (Current Team)         | QBH        |
|-------------------------------|------------|
| 1. J.J. Watt (HOU)            | 265        |
| 2. Carlos Dunlap (CIN)        | 220        |
| 3. Von Miller (DEN)           | 217        |
| 4. Cameron Wake (Free Agent)  | 215        |
| 5. Michael Bennett (Retired)  | 191        |
| 6. Calais Campbell (BAL)      | 185        |
| 7. <b>Ndamukong Suh (TB)</b>  | <b>180</b> |
| 8. Clay Matthews (Free Agent) | 179        |
| 9. Everson Griffen (DAL)      | 176        |
| 10. Aaron Donald (LAR)        | 173        |



### CONSECUTIVE STARTS - DL

| Player (Current Team)        | Consecutive Starts |
|------------------------------|--------------------|
| 1. <b>Ndamukong Suh (TB)</b> | <b>132</b>         |
| 2. Cameron Jordan (NO)       | 130                |
| 3. Calais Campbell (BAL)     | 91                 |
| 4. Chandler Jones (ARI)      | 65                 |
| 5. DeForest Buckner (IND)    | 60                 |

### NFL LEADERS - CONSECUTIVE STARTS

| Player (Current Team)        | Consecutive Starts |
|------------------------------|--------------------|
| 1. Philip Rivers (IND)       | 225                |
| 2. <b>Ndamukong Suh (TB)</b> | <b>131</b>         |
| 3. Cameron Jordan (NO)       | 130                |
| 4t. Mitchell Schwartz (KC)   | 129                |
| 4t. Russell Wilson (SEA)     | 129                |





# JASON PIERRE-PAUL

## SACKS THROUGH 27 GAMES

(Team History)

| Player (Seasons During 27-Game Span)  | Sacks       |
|---------------------------------------|-------------|
| 1t. Lee Roy Selmon (1976-78)          | 24.0        |
| 1t. Simeon Rice (2001-02)             | 24.0        |
| <b>3. Jason Pierre-Paul (2018-20)</b> | <b>22.0</b> |
| 4. Shaquil Barrett (2019-20)*         | 19.5        |
| 5. Santana Dostson (1992-93)          | 14.0        |

\*Barrett has only played 17 career games with Tampa Bay.

## SACKS PER GAME (2018-20)

(Min. 16 GP, Pierre-Paul joined the Buccaneers in 2018)

| Player (Current Team)             | GP        | Sacks       | S/G         |
|-----------------------------------|-----------|-------------|-------------|
| 1. Aaron Donald (LAR)             | 33        | 34.0        | 1.03        |
| 2. Chandler Jones (ARI)           | 33        | 33.0        | 1.00        |
| 3. Danielle Hunter (MIN)          | 32        | 29.0        | 0.91        |
| 4. Myles Garrett (CLE)            | 27        | 23.5        | 0.87        |
| 5. Chris Jones (KC)               | 30        | 26.0        | 0.87        |
| 6. T.J. Watt (PIT)                | 32        | 27.5        | 0.86        |
| 7. Cameron Jordan (NO)            | 33        | 27.5        | 0.83        |
| <b>8. Jason Pierre-Paul (NYG)</b> | <b>27</b> | <b>22.0</b> | <b>0.81</b> |
| 9. J.J. Watt (HOU)                | 25        | 20.0        | 0.80        |
| <b>10t. Shaquil Barrett (TB)</b>  | <b>30</b> | <b>22.5</b> | <b>0.75</b> |
| 10t. Joey Bosa (LAC)              | 24        | 18.0        | 0.75        |

**22.0**  
**SACKS**  
IN  
**27**  
**GAMES**  
WITH  
TAMPA BAY



# DEVIN WHITE

## TACKLES/GAME - 2019 DRAFT CLASS

(Min. 10 Games Played)

| Player (Current Team)      | Tackles/Game |
|----------------------------|--------------|
| <b>1. Devin White (TB)</b> | <b>7.3</b>   |
| 2. Devin Bush (PIT)        | 6.8          |
| 3. Taylor Rapp (LAR)       | 6.3          |
| 4. Cole Holcomb (WAS)      | 5.9          |
| 5. Dre Greenlaw (SF)       | 5.4          |

## FUMBLE RECOVERIES - 2019 DRAFT CLASS

| Player (Current Team)       | Opp. Fumble Rec. |
|-----------------------------|------------------|
| <b>1t. Devin White (TB)</b> | <b>4</b>         |
| 1t. Devin Bush (PIT)        | 4                |
| 3. Nick Bosa (LAC)          | 2                |
| 4t. Many Players Tied       | 1                |

## FORCED FUMBLES - 2019 DRAFT CLASS


| Player (Current Team)       | FF       |
|-----------------------------|----------|
| 1. Maxx Crosby (LV)         | 4        |
| <b>2t. Devin White (TB)</b> | <b>3</b> |
| 2t. Marquise Blair (SEA)    | 3        |
| 2t. Cole Holcomb (WAS)      | 3        |
| 5t. Six Players Tied        | 2        |

**GET**  
**LIVE** **45**



**14**  
**CAREER GAMES**

|                            |     |
|----------------------------|-----|
| Tackles.....               | 102 |
| Solo Tackles .....         | 60  |
| QB Hits.....               | 5   |
| Tackles for Loss.....      | 5   |
| Passes Defensed .....      | 4   |
| Fumble Recoveries .....    | 4   |
| Forced Fumbles.....        | 3   |
| Sacks.....                 | 2.5 |
| Defensive Touchdowns ..... | 2   |
| Interceptions.....         | 1   |





# CORNERBACKS



## DON'T COME AT **CARLTON**

### PASS DEFENSE LEADERS - 2019

| Player (Current Team)            | Defensive Snaps | PD        |
|----------------------------------|-----------------|-----------|
| 1. Stephon Gilmore (NE)          | 952             | 20        |
| <b>2. Carlton Davis III (TB)</b> | <b>928</b>      | <b>19</b> |
| 3. Logan Ryan (NYG)              | 1,094           | 18        |
| <b>4t. Jamel Dean (TB)</b>       | <b>367</b>      | <b>17</b> |
| 4t. Jaire Alexander (GB)         | 1,024           | 17        |
| 4t. Joe Haden (PIT)              | 1,054           | 17        |
| 4t. Tre'Davious White (BUF)      | 945             | 17        |

### LAST 3 MATCH-UPS

| Opp. WR (Week, Season)              | Receiving Yards | Rec |
|-------------------------------------|-----------------|-----|
| vs. Michael Thomas (Week 1, 2020)   | 17              | 3   |
| vs. Julio Jones (Week 17, 2019)     | 78              | 7   |
| vs. DeAndre Hopkins (Week 16, 2019) | 23              | 5   |

## THE NOTORIOUS **S.M.B.**

### 2019 ROOKIE INT LEADERS

| Player (Team)                       | INT      |
|-------------------------------------|----------|
| <b>1t. Sean Murphy-Bunting (TB)</b> | <b>3</b> |
| 1t. Juan Thornhill (KC)             | 3        |
| <b>3t. Jamel Dean (TB)</b>          | <b>2</b> |
| 3t. Six Others Tied                 | 2        |

**3 TAKEAWAYS** MOST BY A **ROOKIE**  
**CORNERBACK** IN 2019

## DON'T MAKE A SCENE, IT'S JUST **DEAN**

### PERCENTAGE OF TARGETS DEFENSED

(Buccaneers CB vs. 2019 All-Pro Team Corners)

| Player (Current Team)         | Targets    | PD        | %            |
|-------------------------------|------------|-----------|--------------|
| <b>Jamel Dean (TB)</b>        | <b>52</b>  | <b>17</b> | <b>32.7%</b> |
| Stephon Gilmore (NE)          | 101        | 20        | 19.8%        |
| Tre'Davious White (BUF)       | 95         | 17        | 17.9%        |
| <b>Carlton Davis III (TB)</b> | <b>116</b> | <b>19</b> | <b>16.4%</b> |
| Marlon Humphrey (BAL)         | 88         | 14        | 15.9%        |
| Richard Sherman (SEA)         | 71         | 11        | 15.5%        |
| Marcus Peters (BAL)           | 65         | 10        | 15.4%        |





# BIGGER THAN BALL

The Tampa Bay Buccaneers and the Glazer Family are deeply committed to giving back to the community. Through financial contributions, we support initiatives and organizations in the Tampa Bay area that uplift our community and drive social change.

## WE ARE THE CHANGE: SOCIAL JUSTICE INITIATIVE

Launched in 2018 with a \$1,000,000 Social Justice Fund commitment by the Glazer family and directed by Buccaneers players, the Tampa Bay Buccaneers Social Justice Initiative was created to break down barriers to racial and social equality.

Focusing on youth empowerment, police relations, criminal justice reform and workforce development, the initiative supports year-round player efforts dedicated to achieving social justice through purposeful dialogue and impactful programs that effect meaningful, positive change in the community.



## OUR CIVIC DUTY

We are united against racism and the hatred which fuels it. We will not accept racial injustice, which has been responsible for the indefensible murders of George Floyd, Breonna Taylor, Ahmaud Arbery and so many others.

Families should not have to worry about the safety of their children because of the color of their skin. Change for the black community must happen now and we must lead by our collective actions.

We remain committed to listening and to effecting meaningful change to end systemic injustice.



6.4.20

## PRIORITIZE EQUALITY

VISIT [BUCCANEERS.COM/COMMUNITY](https://www.buccaneers.com/community) TO LEARN MORE



## 2020 TAMPA BAY BUCCANEERS UNOFFICIAL DEPTH CHART

### OFFENSE

|           |                         |                   |                           |
|-----------|-------------------------|-------------------|---------------------------|
| <b>WR</b> | 13 Mike Evans           | 17 Justin Watson  | <u>18 Tyler Johnson</u>   |
| <b>TE</b> | 87 Rob Gronkowski       | 84 Cameron Brate  |                           |
| <b>LT</b> | 76 Donovan Smith        | 72 Josh Wells     |                           |
| <b>LG</b> | 74 Ali Marpet           | 64 Aaron Stinnie  |                           |
| <b>C</b>  | 66 Ryan Jensen          | 62 A.Q. Shipley   |                           |
| <b>RG</b> | 65 Alex Cappa           |                   |                           |
| <b>RT</b> | <u>78 Tristan Wirfs</u> | 73 Joe Haeg       |                           |
| <b>TE</b> | 80 O.J. Howard          | 82 Antony Auclair |                           |
| <b>WR</b> | 14 Chris Godwin         | 10 Scotty Miller  | 85 Jaydon Mickens         |
| <b>QB</b> | 12 Tom Brady            | 11 Blaine Gabbert | 4 Ryan Griffin            |
| <b>RB</b> | 27 Ronald Jones         | 25 LeSean McCoy   | 28 Leonard Fournette      |
|           |                         |                   | <u>30 Ke'Shawn Vaughn</u> |

### DEFENSE

|            |                                |                        |                          |
|------------|--------------------------------|------------------------|--------------------------|
| <b>DL</b>  | 93 Ndamukong Suh               | <u>94 Khalil Davis</u> |                          |
| <b>NT</b>  | 50 Vita Vea                    | 56 Rakeem Nuñez-Roches |                          |
| <b>DL</b>  | 92 William Gholston            | 79 Patrick O'Connor    |                          |
| <b>OLB</b> | 90 Jason Pierre-Paul           | 98 Anthony Nelson      |                          |
| <b>ILB</b> | 45 Devin White                 | 51 Kevin Minter        |                          |
| <b>ILB</b> | 54 Lavonte David               | 48 Jack Cichy          |                          |
| <b>OLB</b> | 58 Shaquil Barrett             | 57 Quinton Bell        | <u>49 Cam Gill</u>       |
| <b>CB</b>  | 24 Carlton Davis III           | 29 Ryan Smith          | <u>39 Parnell Motley</u> |
| <b>CB</b>  | 23 Sean Murphy Bunting         | 35 Jamel Dean          |                          |
| <b>S</b>   | <u>31 Antoine Winfield Jr.</u> | 32 Mike Edwards        |                          |
| <b>S</b>   | 33 Jordan Whitehead            | 26 Andrew Adams        |                          |

### SPECIALISTS

|           |                   |                                |                                |
|-----------|-------------------|--------------------------------|--------------------------------|
| <b>P</b>  | 8 Bradley Pinion  |                                |                                |
| <b>PK</b> | 3 Ryan Succop     |                                |                                |
| <b>KO</b> | 8 Bradley Pinion  |                                |                                |
| <b>H</b>  | 8 Bradley Pinion  |                                |                                |
| <b>LS</b> | 97 Zach Triner    |                                |                                |
| <b>PR</b> | 85 Jaydon Mickens | 10 Scotty Miller               | 23 Sean Murphy-Bunting         |
| <b>KR</b> | 85 Jaydon Mickens | <u>31 Antoine Winfield Jr.</u> | <u>31 Antoine Winfield Jr.</u> |

Rookies Underlined

## 2020 TAMPA BAY BUCCANEERS PRONUNCIATION GUIDE

### PLAYERS

|                          |                   |                            |                   |
|--------------------------|-------------------|----------------------------|-------------------|
| <b>Antony Auclair</b>    | Anthony Aw-claire | <b>Ali Marpet</b>          | Alley Mar-PET     |
| Jack <b>Cichy</b>        | Sitch-E           | Rakeem <b>Nuñez-Roches</b> | NOON-yez RO-ches  |
| <b>Lavonte</b> David     | luh-VON-tay       | <b>Ndamukong Suh</b>       | En-dom-ah-ken Soo |
| Leonard <b>Fournette</b> | four-net          | Ryan <b>Succop</b>         | Suck-up           |
| William <b>Gholston</b>  | GOAL-ston         | Zach <b>Triner</b>         | Trinner           |
| Joe <b>Haeg</b>          | HAY-g             | <b>Vita Vea</b>            | VEET-uh VAY-uh    |



## 2020 TAMPA BAY BUCCANEERS NUMERICAL ROSTER

(as of 9/15/20)

| No. | Name                 | Pos. | Ht.  | Wt. | Age | NFL Exp. | College                | Hometown               | How Acq.      |
|-----|----------------------|------|------|-----|-----|----------|------------------------|------------------------|---------------|
| 3   | Ryan Succop          | K    | 6-2  | 218 | 33  | 12       | South Carolina         | Hickory, NC            | FA-'20        |
| 4   | Ryan Griffin         | QB   | 6-5  | 210 | 30  | 7        | Tulane                 | Westlake Village, CA   | W (NO)-'15    |
| 8   | Bradley Pinion       | P    | 6-5  | 229 | 26  | 6        | Clemson                | Concord, NC            | UFA (SF)-19   |
| 10  | Scotty Miller        | WR   | 5-9  | 174 | 23  | 2        | Bowling Green          | Barrington, IL         | D6-'19        |
| 11  | Blaine Gabbert       | QB   | 6-5  | 235 | 30  | 10       | Missouri               | Ballwin, MO            | FA-'19        |
| 12  | Tom Brady            | QB   | 6-4  | 225 | 43  | 21       | Michigan               | San Mateo, CA          | UFA (NE)-'20  |
| 13  | Mike Evans           | WR   | 6-5  | 231 | 27  | 7        | Texas A&M              | Galveston, TX          | D1-'14        |
| 14  | Chris Godwin         | WR   | 6-1  | 209 | 24  | 4        | Penn State             | Middletown, DE         | D3a-'17       |
| 17  | Justin Watson        | WR   | 6-3  | 215 | 24  | 3        | Pennsylvania           | Bridgeville, PA        | D5-'18        |
| 18  | Tyler Johnson        | WR   | 6-1  | 206 | 22  | R        | Minnesota              | Minneapolis, MN        | D5-'20        |
| 23  | Sean Murphy-Bunting  | CB   | 6-0  | 195 | 23  | 2        | Central Michigan       | Macomb, MI             | D2-'19        |
| 24  | Carlton Davis III    | CB   | 6-1  | 206 | 23  | 3        | Auburn                 | Miami, FL              | D2c-'18       |
| 25  | LeSean McCoy         | RB   | 5-11 | 210 | 32  | 12       | Pittsburgh             | Harrisburg, PA         | UFA (KC)-'20  |
| 26  | Andrew Adams         | S    | 5-11 | 202 | 27  | 5        | Connecticut            | College Park, GA       | FA-'19        |
| 27  | Ronald Jones II      | RB   | 5-11 | 208 | 23  | 3        | USC                    | McKinney, TX           | D2a-'18       |
| 28  | Leonard Fournette    | RB   | 6-0  | 228 | 25  | 4        | LSU                    | New Orleans, LA        | FA-'20        |
| 29  | Ryan Smith           | CB   | 5-11 | 189 | 27  | 5        | North Carolina Central | Upper Marlboro, MD     | D4-'16        |
| 30  | Ke'Shawn Vaughn      | RB   | 5-10 | 214 | 23  | R        | Vanderbilt             | Nashville, TN          | D3-'20        |
| 31  | Antoine Winfield Jr. | S    | 5-9  | 203 | 22  | R        | Minnesota              | The Woodlands, TX      | D2-'20        |
| 32  | Mike Edwards         | S    | 5-10 | 205 | 24  | 2        | Kentucky               | Cincinnati, OH         | D3b-'19       |
| 33  | Jordan Whitehead     | S    | 5-10 | 198 | 23  | 3        | Pittsburgh             | Aliquippa, PA          | D4-'18        |
| 35  | Jamel Dean           | CB   | 6-1  | 206 | 23  | 2        | Auburn                 | Cocoa, FL              | D3a-'19       |
| 39  | Parnell Motley       | CB   | 6-0  | 180 | 22  | R        | Oklahoma               | Washington, DC         | FA-'20        |
| 45  | Devin White          | ILB  | 6-0  | 237 | 22  | 2        | LSU                    | Springhill, LA         | D1-'19        |
| 48  | Jack Cichy           | ILB  | 6-2  | 238 | 24  | 3        | Wisconsin              | Somerset, WI           | D6-'18        |
| 49  | Cam Gill             | OLB  | 6-3  | 240 | 22  | R        | Wagner                 | Douglasville, GA       | FA-'20        |
| 50  | Vita Vea             | DL   | 6-4  | 347 | 25  | 3        | Washington             | Milpitas, CA           | D1-'18        |
| 51  | Kevin Minter         | ILB  | 6-0  | 246 | 29  | 8        | LSU                    | Suwanee, GA            | FA-'18        |
| 54  | Lavonte David        | ILB  | 6-1  | 233 | 30  | 9        | Nebraska               | Miami, FL              | D2-'12        |
| 56  | Rakeem Nunez-Roches  | DL   | 6-2  | 307 | 27  | 6        | Southern Miss          | Phenix City, AL        | FA-'18        |
| 57  | Quinton Bell         | OLB  | 6-4  | 253 | 24  | 1        | Prairie View A&M       | Long Beach, CA         | FA-'19        |
| 58  | Shaquil Barrett      | OLB  | 6-2  | 250 | 27  | 7        | Colorado State         | Baltimore, MD          | UFA (DEN)-'19 |
| 62  | A.Q. Shipley         | C    | 6-1  | 307 | 34  | 9        | Penn State             | Coraopolis, PA         | FA-'20        |
| 64  | Aaron Stinnie        | G    | 6-3  | 312 | 26  | 3        | James Madison          | Charlottesville, VA    | W (TEN) - '19 |
| 65  | Alex Cappa           | G    | 6-6  | 305 | 25  | 3        | Humboldt State         | Dublin, CA             | D3-'18        |
| 66  | Ryan Jensen          | C    | 6-4  | 319 | 29  | 7        | Colorado State-Pueblo  | Fort Morgan, CO        | UFA (BAL)-'18 |
| 72  | Josh Wells           | T    | 6-6  | 306 | 29  | 6        | James Madison          | Mechanicsville, VA     | FA-'19        |
| 73  | Joe Haeg             | T    | 6-6  | 298 | 27  | 5        | North Dakota State     | Lake Shore, MN         | UFA (IND)-'20 |
| 74  | Ali Marpet           | G    | 6-4  | 307 | 27  | 6        | Hobart                 | Hastings-on-Hudson, NY | D2b-'15       |
| 76  | Donovan Smith        | T    | 6-6  | 338 | 27  | 6        | Penn State             | Owings Mills, MD       | D2a-'15       |
| 78  | Tristan Wirfs        | T    | 6-5  | 320 | 21  | R        | Iowa                   | Mount Vernon, IA       | D1-'20        |
| 79  | Patrick O'Connor     | DL   | 6-4  | 270 | 26  | 2        | Eastern Michigan       | Chicago, IL            | FA-'17        |
| 80  | O.J. Howard          | TE   | 6-6  | 251 | 25  | 4        | Alabama                | Prattville, AL         | D1-'17        |
| 82  | Antony Auclair       | TE   | 6-6  | 256 | 27  | 4        | Laval                  | Montreal, Quebec       | FA-'17        |
| 84  | Cameron Brate        | TE   | 6-5  | 245 | 29  | 6        | Harvard                | Naperville, IL         | FA-'15        |
| 85  | Jaydon Mickens       | WR   | 5-11 | 170 | 26  | 3        | Washington             | Los Angeles, CA        | FA-'19        |
| 87  | Rob Gronkowski       | TE   | 6-6  | 265 | 31  | 10       | Arizona                | Woodland Hills, PA     | T (NE)-'20    |
| 90  | Jason Pierre-Paul    | OLB  | 6-5  | 275 | 31  | 11       | South Florida          | Deerfield Beach, FL    | T (NYG)-'18   |
| 92  | William Gholston     | DL   | 6-6  | 281 | 29  | 8        | Michigan State         | Detroit, MI            | D4b-'13       |
| 93  | Ndamukong Suh        | DL   | 6-4  | 313 | 33  | 11       | Nebraska               | Portland, OR           | UFA (LAR)-'19 |
| 94  | Khalil Davis         | DL   | 6-1  | 308 | 24  | R        | Nebraska               | Blue Springs, MO       | D6-'20        |
| 97  | Zach Triner          | LS   | 6-3  | 245 | 29  | 2        | Assumption             | Marshfield, MA         | FA-'19        |
| 98  | Anthony Nelson       | OLB  | 6-7  | 271 | 23  | 2        | Iowa                   | Urbandale, IA          | D4-'19        |

### PRACTICE SQUAD

| No. | Name               | Pos. | Ht.  | Wt. | Age | NFL Exp. | College            | Hometown         | How Acq. |
|-----|--------------------|------|------|-----|-----|----------|--------------------|------------------|----------|
| 1   | Greg Joseph        | K    | 6-0  | 210 | 26  | 2        | Florida Atlantic   | Delray Beach, FL | FA-'20   |
| 2   | Josh Rosen         | QB   | 6-0  | 228 | 23  | 3        | UCLA               | Torrance, CA     | FA-'20   |
| 15  | Cyril Grayson      | WR   | 5-9  | 183 | 26  | 1        | LSU                | Kenner, LA       | FA-'19   |
| 34  | Javon Hagan        | S    | 6-0  | 215 | 23  | R        | Ohio               | Jacksonville, FL | FA-'20   |
| 36  | Herb Miller        | CB   | 6-2  | 190 | 22  | 1        | Florida Atlantic   | Miramar, FL      | FA-'19   |
| 37  | Mazzi Wilkins      | CB   | 6-0  | 191 | 24  | 2        | USF                | Tampa, FL        | FA-'19   |
| 38  | D'Cota Dixon       | S    | 5-10 | 204 | 25  | 2        | Wisconsin          | Oak Hill, FL     | FA-'19   |
| 44  | Kenjon Barner      | RB   | 5-9  | 195 | 31  | 7        | Oregon             | Lynwood, CA      | FA-'20   |
| 53  | Chapelle Russell   | ILB  | 6-2  | 236 | 23  | R        | Temple             | Lakewood, NJ     | D7a-'20  |
| 59  | Zach Shackelford   | C    | 6-4  | 305 | 23  | R        | Texas              | Belton, TX       | FA-'20   |
| 60  | Nick Leverett      | G    | 6-4  | 310 | 23  | R        | Rice               | Salisbury, NC    | FA-'20   |
| 61  | Zack Bailey        | G    | 6-5  | 299 | 24  | 2        | South Carolina     | Summerville, SC  | FA-'19   |
| 88  | Tanner Hudson      | TE   | 6-5  | 239 | 25  | 2        | Southern Arkansas  | Camden, TN       | FA-'18   |
| 89  | Josh Pearson       | WR   | 6-4  | 205 | 23  | R        | Jacksonville State | Decatur, AL      | FA-'20   |
| 91  | Benning Potoa'e    | DL   | 6-3  | 290 | 23  | R        | Washington         | DuPont, WA       | FA-'20   |
| 95  | Jeremiah Ledbetter | DL   | 6-3  | 295 | 26  | 2        | Arkansas           | Gainesville, GA  | FA-'19   |

### INJURED RESERVE/MINOR

| No. | Name         | Pos. | Ht. | Wt. | Age | NFL Exp. | College      | HS Hometown   | How Acq. |
|-----|--------------|------|-----|-----|-----|----------|--------------|---------------|----------|
| 6   | John Hurst   | WR   | 6-2 | 190 | 23  | R        | West Georgia | Milton, GA    | FA-'20   |
| 75  | John Molchon | G    | 6-5 | 309 | 23  | R        | Boise State  | Las Vegas, NV | FA-'20   |

### RESERVE/PUP

| No. | Name         | Pos. | Ht. | Wt. | Age | NFL Exp. | College   | HS Hometown | How Acq. |
|-----|--------------|------|-----|-----|-----|----------|-----------|-------------|----------|
| 21  | Justin Evans | S    | 6-0 | 199 | 25  | 4        | Texas A&M | Wiggins, MS | D2-'17   |

### INJURED RESERVE

| No. | Name              | Pos. | Ht.  | Wt. | Age | NFL Exp. | College          | HS Hometown         | How Acq.    |
|-----|-------------------|------|------|-----|-----|----------|------------------|---------------------|-------------|
| 5   | John Franklin III | WR   | 6-1  | 186 | 25  | 1        | Florida Atlantic | Fort Lauderdale, FL | FA-'19      |
| 22  | T.J. Logan        | RB   | 5-11 | 195 | 26  | 4        | North Carolina   | Greensboro, NC      | W (ARI)-'19 |

Head Coach: Bruce Arians

Assistant Coaches: Harold Goodwin (assistant head coach/run game coordinator); Keith Armstrong (special teams coordinator); Todd Bowles (defensive coordinator); Byron Leftwich (offensive coordinator); Tim Atkins (defensive quality control); Cory Bichey (assistant strength & conditioning); Chris Boniol (specialists); Mike Caldwell (inside linebackers); Mike Chiurco (assistant to the head coach); Clyde Christensen (quarterbacks); Rick Christopher (tight ends); Larry Foote (outside linebackers); Kevin Garver (wide receivers); Joe Gilbert (offensive line); Cody Grimm (defensive/special teams assistant); Maral Javadifar (assistant strength & conditioning); Roger Kingdom (speed & conditioning); Lori Locust (assistant defensive line); Todd McNair (running backs); Anthony Pirolli (head strength & conditioning); Antwaan Randle El (offensive assistant); Nick Rapone (safeties); Kacy Rodgers (defensive line); Kevin Ross (cornerbacks); Keith Tandy (assistant special teams); John Van Dam (offensive quality control); Chad Wade (assistant strength & conditioning)

# 2020 TAMPA BAY BUCCANEERS ALPHABETICAL ROSTER

(as of 9/15/20)

| No. | Name                  | Pos. | Ht.  | Wt. | Birthdate  | NFL Exp. | College                | Hometown               | 2020 GP/GS |
|-----|-----------------------|------|------|-----|------------|----------|------------------------|------------------------|------------|
| 26  | Adams, Andrew         | S    | 5-11 | 202 | 10/28/1992 | 5        | Connecticut            | College Park, GA       | 1/0        |
| 82  | Auclair, Antony       | TE   | 6-6  | 256 | 5/28/1993  | 4        | Laval                  | Quebec, Canada         | 1/0        |
| 58  | Barrett, Shaquil      | OLB  | 6-2  | 250 | 11/17/1992 | 7        | Colorado State         | Baltimore, MD          | 1/1        |
| 57  | Bell, Quinton         | OLB  | 6-4  | 253 | 5/9/1996   | 1        | Prairie View A&M       | Long Beach, CA         | 1/1        |
| 12  | Brady, Tom            | QB   | 6-4  | 225 | 8/3/1977   | 21       | Michigan               | San Mateo, CA          | 1/1        |
| 84  | Brate, Cameron        | TE   | 6-5  | 245 | 7/3/1991   | 6        | Harvard                | Naperville, IL         | 1/0        |
| 65  | Cappa, Alex           | G    | 6-6  | 305 | 1/27/1995  | 3        | Humboldt State         | Dublin, CA             | 1/1        |
| 48  | Cichy, Jack           | ILB  | 6-2  | 238 | 5/5/1996   | 3        | Wisconsin              | Somerset, WI           | 1/1        |
| 54  | David, Lavonte        | ILB  | 6-1  | 233 | 1/23/1990  | 9        | Nebraska               | Miami, FL              | 1/1        |
| 24  | Davis III, Carlton    | CB   | 6-1  | 206 | 12/31/1996 | 3        | Auburn                 | Miami, FL              | 1/1        |
| 94  | Davis, Khalil         | DL   | 6-1  | 308 | 8/22/1996  | R        | Nebraska               | Blue Springs, MO       | 0/0        |
| 35  | Dean, Jamel           | CB   | 6-1  | 206 | 10/15/1996 | 2        | Auburn                 | Cocoa, FL              | 1/0        |
| 32  | Edwards, Mike         | S    | 5-10 | 205 | 5/18/1996  | 2        | Kentucky               | Cincinnati, OH         | 1/0        |
| 13  | Evans, Mike           | WR   | 6-5  | 231 | 8/21/1993  | 7        | Texas A&M              | Galveston, TX          | 1/1        |
| 28  | Fournette, Leonard    | RB   | 6-0  | 228 | 1/18/1995  | 4        | LSU                    | New Orleans, LA        | 1/0        |
| 11  | Gabbert, Blaine       | QB   | 6-5  | 235 | 10/15/1989 | 10       | Missouri               | Ballwin, MO            | 0/0        |
| 92  | Gholston, William     | DL   | 6-6  | 281 | 7/31/1991  | 8        | Michigan State         | Detroit, MI            | 1/1        |
| 14  | Godwin, Chris         | WR   | 6-1  | 209 | 2/27/1996  | 4        | Penn State             | Middletown, DE         | 1/1        |
| 49  | Gill, Cam             | OLB  | 6-3  | 240 | 12/14/1997 | R        | Wagner                 | Douglasville, GA       | 0/0        |
| 4   | Griffin, Ryan         | QB   | 6-5  | 210 | 11/17/1989 | 7        | Tulane                 | Westlake Village, CA   | 0/0        |
| 87  | Gronkowski, Rob       | TE   | 6-6  | 265 | 5/14/1989  | 10       | Arizona                | Woodland Hills, PA     | 1/1        |
| 73  | Haeg, Joe             | T    | 6-6  | 298 | 3/11/1993  | 5        | North Dakota State     | Lake Shore, MN         | 0/0        |
| 80  | Howard, O.J.          | TE   | 6-6  | 251 | 11/18/1994 | 4        | Alabama                | Prattville, AL         | 1/0        |
| 66  | Jensen, Ryan          | C    | 6-4  | 319 | 5/27/1991  | 7        | Colorado State-Pueblo  | Fort Morgan, CO        | 1/1        |
| 18  | Johnson, Tyler        | WR   | 6-1  | 206 | 8/25/1998  | R        | Minnesota              | Minneapolis, MN        | 0/0        |
| 27  | Jones II, Ronald      | RB   | 5-11 | 208 | 8/3/1997   | 3        | USC                    | McKinney, TX           | 1/1        |
| 74  | Marpet, Ali           | G    | 6-4  | 307 | 4/17/1993  | 6        | Hobart                 | Hastings-on-Hudson, NY | 1/1        |
| 25  | McCoy, LeSean         | RB   | 5-11 | 210 | 7/12/1988  | 12       | Pittsburgh             | Harrisburg, PA         | 1/0        |
| 85  | Mickens, Jaydon       | WR   | 5-11 | 170 | 4/21/1994  | 3        | Washington             | Los Angeles, CA        | 1/0        |
| 10  | Miller, Scotty        | WR   | 5-9  | 174 | 7/31/1997  | 2        | Bowling Green          | Barrington, IL         | 1/1        |
| 51  | Minter, Kevin         | ILB  | 6-0  | 246 | 12/3/1990  | 8        | LSU                    | Suwanee, GA            | 1/0        |
| 39  | Motley, Parnell       | CB   | 6-0  | 180 | 10/28/1997 | R        | Oklahoma               | Washington, DC         | 0/0        |
| 23  | Murphy-Bunting, Sean  | CB   | 6-0  | 195 | 6/19/1997  | 2        | Central Michigan       | Macomb, MI             | 1/1        |
| 98  | Nelson, Anthony       | OLB  | 6-7  | 271 | 3/4/1997   | 2        | Iowa                   | Urbandale, IA          | 1/0        |
| 56  | Nuñez-Roches, Rakeem  | DL   | 6-2  | 307 | 7/3/1993   | 6        | Southern Miss          | Phenix City, AL        | 1/0        |
| 79  | O'Connor, Patrick     | DL   | 6-4  | 270 | 11/1/1993  | 2        | Eastern Michigan       | Chicago, IL            | 1/0        |
| 90  | Pierre-Paul, Jason    | OLB  | 6-5  | 275 | 1/1/1989   | 11       | USF                    | Deerfield Beach, FL    | 1/1        |
| 8   | Pinion, Bradley       | P    | 6-5  | 229 | 6/1/1994   | 6        | Clemson                | Concord, NC            | 1/0        |
| 62  | Shipley, A.Q.         | C    | 6-1  | 307 | 5/22/1986  | 9        | Penn State             | Coraopolis, PA         | 0/0        |
| 76  | Smith, Donovan        | T    | 6-6  | 338 | 6/23/1993  | 6        | Penn State             | Owings Mills, MD       | 1/1        |
| 29  | Smith, Ryan           | CB   | 5-11 | 189 | 9/7/1993   | 5        | North Carolina Central | Upper Marlboro, MD     | 1/0        |
| 64  | Stinnie, Aaron        | G    | 6-3  | 312 | 2/18/1994  | 3        | James Madison          | Charlottesville, VA    | 0/0        |
| 3   | Succop, Ryan          | K    | 6-2  | 218 | 9/19/1986  | 12       | South Carolina         | Hickory, NC            | 1/0        |
| 93  | Suh, Ndamukong        | DL   | 6-4  | 313 | 1/6/1987   | 11       | Nebraska               | Portland, OR           | 1/1        |
| 97  | Triner, Zach          | LS   | 6-3  | 245 | 1/30/1991  | 2        | Assumption             | Marshfield, MA         | 1/0        |
| 30  | Vaughn, Ke'Shawn      | RB   | 5-10 | 214 | 5/4/1997   | R        | Vanderbilt             | Nashville, TN          | 0/0        |
| 50  | Vea, Vita             | DL   | 6-4  | 347 | 2/5/1995   | 3        | Washington             | Milpitas, CA           | 1/1        |
| 17  | Watson, Justin        | WR   | 6-3  | 215 | 4/4/1996   | 3        | Pennsylvania           | Bridgeville, PA        | 1/0        |
| 72  | Wells, Josh           | T    | 6-6  | 306 | 2/14/1991  | 6        | James Madison          | Mechanicsville, VA     | 0/0        |
| 45  | White, Devin          | ILB  | 6-0  | 237 | 2/17/1998  | 2        | LSU                    | Springhill, LA         | 1/1        |
| 33  | Whitehead, Jordan     | S    | 5-10 | 198 | 3/18/1997  | 3        | Pittsburgh             | Aliquippa, PA          | 1/1        |
| 31  | Winfield Jr., Antoine | S    | 5-9  | 203 | 8/16/1998  | R        | Minnesota              | The Woodlands, TX      | 1/1        |
| 78  | Wirfs, Tristan        | T    | 6-5  | 320 | 1/24/1999  | R        | Iowa                   | Mount Vernon, IA       | 1/1        |

## PRACTICE SQUAD

| No. | Name                | Pos. | Ht.  | Wt. | Birthdate  | NFL Exp. | College            | Hometown         | 2020 GP/GS |
|-----|---------------------|------|------|-----|------------|----------|--------------------|------------------|------------|
| 61  | Bailey, Zack        | G    | 6-5  | 299 | 11/8/1995  | 2        | South Carolina     | Summerville, SC  | 0/0        |
| 44  | Barner, Kenjon      | RB   | 5-9  | 195 | 4/28/1989  | 7        | Oregon             | Lynwood, CA      | 0/0        |
| 38  | Dixon, D'Cota       | S    | 5-10 | 204 | 11/20/1994 | 2        | Wisconsin          | Oak Hill, FL     | 0/0        |
| 15  | Grayson, Cyril      | WR   | 5-9  | 183 | 12/5/1993  | 1        | LSU                | Kenner, LA       | 0/0        |
| 34  | Hagan, Javon        | S    | 6-0  | 215 | 2/22/1997  | R        | Ohio               | Jacksonville, FL | 0/0        |
| 88  | Hudson, Tanner      | TE   | 6-5  | 239 | 11/12/1994 | 2        | Southern Arkansas  | Camden, TN       | 0/0        |
| 1   | Joseph, Greg        | K    | 6-0  | 210 | 8/4/1994   | 2        | Florida Atlantic   | Delray Beach, FL | 0/0        |
| 95  | Ledbetter, Jeremiah | DL   | 6-3  | 295 | 6/2/1994   | 2        | Arkansas           | Gainesville, GA  | 0/0        |
| 60  | Leverett, Nick      | G    | 6-4  | 310 | 1/11/1997  | R        | Rice               | Salisbury, NC    | 0/0        |
| 36  | Miller, Herb        | CB   | 6-2  | 190 | 11/11/1997 | 1        | Florida Atlantic   | Miramar, FL      | 0/0        |
| 89  | Pearson, Josh       | WR   | 6-4  | 205 | 6/13/1997  | R        | Jacksonville State | Decatur, AL      | 0/0        |
| 91  | Potoa'e, Benning    | DL   | 6-3  | 290 | 9/17/1996  | R        | Washington         | DuPont, WA       | 0/0        |
| 2   | Rosen, Josh         | QB   | 6-0  | 228 | 2/10/1997  | 3        | UCLA               | Torrance, CA     | 0/0        |
| 53  | Russell, Chapelle   | ILB  | 6-2  | 236 | 1/20/1997  | R        | Temple             | Lakewood, NJ     | 0/0        |
| 59  | Shackelford, Zach   | C    | 6-4  | 305 | 5/30/1997  | R        | Texas              | Belton, TX       | 0/0        |
| 37  | Wilkins, Mazzi      | CB   | 6-0  | 191 | 10/12/1995 | 2        | USF                | Tampa, FL        | 0/0        |

## INJURED RESERVE/MINOR

| No. | Name          | Pos. | Ht. | Wt. | Birthdate | NFL Exp. | College      | Hometown      | 2020 GP/GS |
|-----|---------------|------|-----|-----|-----------|----------|--------------|---------------|------------|
| 6   | Hurst, John   | WR   | 6-2 | 190 | 11/2/1996 | R        | West Georgia | Milton, GA    | 0/0        |
| 75  | Molchon, John | G    | 6-5 | 309 | 2/2/1997  | R        | Boise State  | Las Vegas, NV | 0/0        |

## RESERVE/PUP

| No. | Name          | Pos. | Ht. | Wt. | Birthdate | NFL Exp. | College   | Hometown    | 2020 GP/GS |
|-----|---------------|------|-----|-----|-----------|----------|-----------|-------------|------------|
| 21  | Evans, Justin | S    | 6-0 | 199 | 8/26/1995 | 4        | Texas A&M | Wiggins, MS | 0/0        |

## INJURED RESERVE

| No. | Name               | Pos. | Ht.  | Wt. | Birthdate | NFL Exp. | College          | Hometown            | 2020 GP/GS |
|-----|--------------------|------|------|-----|-----------|----------|------------------|---------------------|------------|
| 5   | Franklin III, John | WR   | 6-1  | 186 | 9/21/1994 | 1        | Florida Atlantic | Fort Lauderdale, FL | 0/0        |
| 22  | Logan, T.J.        | RB   | 5-11 | 195 | 9/3/1994  | 4        | North Carolina   | Greensboro, NC      | 0/0        |

Head Coach: Bruce Arians

Assistant Coaches: Harold Goodwin (assistant head coach/run game coordinator); Keith Armstrong (special teams coordinator); Todd Bowles (defensive coordinator); Byron Leftwich (offensive coordinator); Tim Atkins (defensive quality control); Cory Bichey (assistant strength & conditioning); Chris Boniol (specialists); Mike Caldwell (inside linebackers); Mike Chiurco (assistant to the head coach); Clyde Christensen (quarterbacks); Rick Christophel (tight ends); Larry Foote (outside linebackers); Kevin Garver (wide receivers); Joe Gilbert (offensive line); Cody Grimm (defensive/special teams assistant); Maral Javadifar (assistant strength & conditioning); Roger Kingdom (speed & conditioning); Lori Locust (assistant defensive line); Todd McNair (running backs); Anthony Piroli (head strength & conditioning); Antwaan Randle El (offensive assistant); Nick Rapone (safeties); Kacy Rodgers (defensive line); Kevin Ross (cornerbacks); Keith Tandy (special teams assistant); John Van Dam (offensive quality control); Chad Wade (assistant strength & conditioning)



## 2020 TAMPA BAY BUCCANEERS ROSTER BY POSITION

|                                      |                      |      |                        |      |     |     | (as of 9/15/20) |  |
|--------------------------------------|----------------------|------|------------------------|------|-----|-----|-----------------|--|
| No.                                  | Name                 | Pos. | College                | Ht.  | Wt. | Age | NFL Exp.        |  |
| <b><u>Defensive Linemen (6)</u></b>  |                      |      |                        |      |     |     |                 |  |
| 94                                   | Khalil Davis         | DL   | Nebraska               | 6-1  | 308 | 24  | R               |  |
| 92                                   | William Gholston     | DL   | Michigan State         | 6-6  | 281 | 29  | 8               |  |
| 56                                   | Rakeem Nunez-Roches  | DL   | Southern Miss          | 6-2  | 307 | 27  | 6               |  |
| 79                                   | Patrick O'Connor     | DL   | Eastern Michigan       | 6-4  | 270 | 26  | 2               |  |
| 93                                   | Ndamukong Suh        | DL   | Nebraska               | 6-4  | 313 | 32  | 11              |  |
| 50                                   | Vita Vea             | DL   | Washington             | 6-4  | 347 | 25  | 3               |  |
| <b><u>Outside Linebacker (5)</u></b> |                      |      |                        |      |     |     |                 |  |
| 58                                   | Shaquil Barrett      | OLB  | Colorado State         | 6-2  | 250 | 27  | 7               |  |
| 57                                   | Quinton Bell         | OLB  | Prairie View A&M       | 6-4  | 253 | 24  | 1               |  |
| 49                                   | Cam Gill             | OLB  | Wagner                 | 6-3  | 240 | 22  | R               |  |
| 98                                   | Anthony Nelson       | OLB  | Iowa                   | 6-7  | 271 | 23  | 2               |  |
| 90                                   | Jason Pierre-Paul    | OLB  | South Florida          | 6-5  | 275 | 31  | 11              |  |
| <b><u>Inside Linebacker (4)</u></b>  |                      |      |                        |      |     |     |                 |  |
| 48                                   | Jack Cichy           | ILB  | Wisconsin              | 6-2  | 238 | 24  | 3               |  |
| 54                                   | Lavonte David        | ILB  | Nebraska               | 6-1  | 233 | 30  | 9               |  |
| 51                                   | Kevin Minter         | ILB  | LSU                    | 6-0  | 246 | 29  | 8               |  |
| 45                                   | Devin White          | ILB  | LSU                    | 6-0  | 237 | 22  | 2               |  |
| <b><u>Cornerback (5)</u></b>         |                      |      |                        |      |     |     |                 |  |
| 24                                   | Carlton Davis III    | CB   | Auburn                 | 6-1  | 206 | 23  | 3               |  |
| 35                                   | Jamel Dean           | CB   | Auburn                 | 6-1  | 206 | 23  | 2               |  |
| 39                                   | Parnell Motley       | CB   | Oklahoma               | 6-0  | 180 | 22  | R               |  |
| 23                                   | Sean Murphy-Bunting  | CB   | Central Michigan       | 6-1  | 195 | 23  | 2               |  |
| 29                                   | Ryan Smith           | CB   | North Carolina Central | 5-11 | 189 | 27  | 5               |  |
| <b><u>Safety (4)</u></b>             |                      |      |                        |      |     |     |                 |  |
| 26                                   | Andrew Adams         | S    | Connecticut            | 5-11 | 202 | 27  | 5               |  |
| 32                                   | Mike Edwards         | S    | Kentucky               | 5-10 | 205 | 24  | 2               |  |
| 33                                   | Jordan Whitehead     | S    | Pittsburgh             | 5-10 | 198 | 22  | 3               |  |
| 31                                   | Antoine Winfield Jr. | S    | Minnesota              | 5-9  | 203 | 22  | R               |  |
| <b><u>Long Snapper (1)</u></b>       |                      |      |                        |      |     |     |                 |  |
| 97                                   | Zach Triner          | LS   | Assumption             | 6-3  | 245 | 29  | 2               |  |
| <b><u>Punter (1)</u></b>             |                      |      |                        |      |     |     |                 |  |
| 8                                    | Bradley Pinion       | P    | Clemson                | 6-5  | 229 | 26  | 6               |  |
| <b><u>Kicker (1)</u></b>             |                      |      |                        |      |     |     |                 |  |
| 3                                    | Ryan Succop          | K    | South Carolina         | 6-2  | 218 | 33  | 12              |  |
| <b><u>Offensive Line (9)</u></b>     |                      |      |                        |      |     |     |                 |  |
| 65                                   | Alex Cappa           | G    | Humboldt State         | 6-6  | 305 | 25  | 3               |  |
| 73                                   | Joe Haeg             | T    | North Dakota State     | 6-6  | 298 | 27  | 5               |  |
| 66                                   | Ryan Jensen          | C    | Colorado State-Pueblo  | 6-4  | 319 | 29  | 7               |  |
| 74                                   | Ali Marpet           | G    | Hobart                 | 6-4  | 307 | 27  | 6               |  |
| 62                                   | A.Q. Shipley         | C    | Penn State             | 6-1  | 307 | 34  | 9               |  |
| 76                                   | Donovan Smith        | T    | Penn State             | 6-6  | 338 | 27  | 6               |  |
| 64                                   | Aaron Stinnie        | G    | James Madison          | 6-3  | 312 | 26  | 3               |  |
| 72                                   | Josh Wells           | T    | James Madison          | 6-6  | 306 | 29  | 6               |  |
| 78                                   | Tristan Wirfs        | T    | Iowa                   | 6-5  | 320 | 21  | R               |  |
| <b><u>Tight End (4)</u></b>          |                      |      |                        |      |     |     |                 |  |
| 82                                   | Antony Auclair       | TE   | Laval                  | 6-6  | 256 | 27  | 4               |  |
| 84                                   | Cameron Brate        | TE   | Harvard                | 6-5  | 235 | 29  | 6               |  |
| 87                                   | Rob Gronkowski       | TE   | Arizona                | 6-6  | 265 | 31  | 10              |  |
| 80                                   | O.J. Howard          | TE   | Alabama                | 6-6  | 251 | 25  | 4               |  |
| <b><u>Running Back (4)</u></b>       |                      |      |                        |      |     |     |                 |  |
| 28                                   | Leonard Fournette    | RB   | LSU                    | 6-0  | 228 | 25  | 4               |  |
| 27                                   | Ronald Jones II      | RB   | USC                    | 5-11 | 208 | 23  | 3               |  |
| 25                                   | LeSean McCoy         | RB   | Pittsburgh             | 5-11 | 210 | 32  | 12              |  |
| 30                                   | Ke'Shawn Vaughn      | RB   | Vanderbilt             | 5-10 | 214 | 23  | R               |  |
| <b><u>Wide Receiver (6)</u></b>      |                      |      |                        |      |     |     |                 |  |
| 13                                   | Mike Evans           | WR   | Texas A&M              | 6-5  | 231 | 27  | 7               |  |
| 12                                   | Chris Godwin         | WR   | Penn State             | 6-1  | 209 | 24  | 4               |  |
| 18                                   | Tyler Johnson        | WR   | Minnesota              | 6-1  | 206 | 22  | R               |  |
| 85                                   | Jaydon Mickens       | WR   | Washington             | 5-11 | 170 | 26  | 3               |  |
| 10                                   | Scotty Miller        | WR   | Bowling Green          | 5-9  | 174 | 23  | 2               |  |
| 17                                   | Justin Watson        | WR   | Pennsylvania           | 6-3  | 215 | 24  | 3               |  |
| <b><u>Quarterback (3)</u></b>        |                      |      |                        |      |     |     |                 |  |
| 12                                   | Tom Brady            | QB   | Michigan               | 6-4  | 225 | 43  | 21              |  |
| 11                                   | Blaine Gabbert       | QB   | Missouri               | 6-5  | 235 | 30  | 10              |  |
| 4                                    | Ryan Griffin         | QB   | Tulane                 | 6-5  | 210 | 30  | 7               |  |

## **2020 TAMPA BAY BUCCANEERS BY EXPERIENCE**

**(as of 9/15/20)**

| No.                         | Name                  | Pos. | Ht.  | Wt. | Age | NFL Exp. | College                | Hometown               | How Acq.      |
|-----------------------------|-----------------------|------|------|-----|-----|----------|------------------------|------------------------|---------------|
| <b>21st Year (1)</b>        |                       |      |      |     |     |          |                        |                        |               |
| 12                          | Brady, Tom            | QB   | 6-4  | 225 | 43  | 21       | Michigan               | San Mateo, CA          | UFA (NE)-'20  |
| <b>12th Year (2)</b>        |                       |      |      |     |     |          |                        |                        |               |
| 25                          | McCoy, LeSean         | RB   | 5-11 | 210 | 32  | 12       | Pittsburgh             | Harrisburg, PA         | UFA (KC)-'20  |
| 3                           | Succop, Ryan          | K    | 6-2  | 218 | 33  | 12       | South Carolina         | Hickory, NC            | FA-'20        |
| <b>11th Year (2)</b>        |                       |      |      |     |     |          |                        |                        |               |
| 90                          | Pierre-Paul, Jason    | OLB  | 6-5  | 275 | 31  | 11       | South Florida          | Deerfield Beach, FL    | T (NYG)-'18   |
| 93                          | Suh, Ndamukong        | DL   | 6-4  | 313 | 33  | 11       | Nebraska               | Portland, OR           | UFA (LAR)-'19 |
| <b>10th Year (2)</b>        |                       |      |      |     |     |          |                        |                        |               |
| 11                          | Gabbert, Blaine       | QB   | 6-5  | 235 | 30  | 10       | Missouri               | Ballwin, MO            | FA-'19        |
| 87                          | Gronkowski, Rob       | TE   | 6-6  | 265 | 31  | 10       | Arizona                | Woodland Hills, PA     | T (NE)-'20    |
| <b>9th Year (2)</b>         |                       |      |      |     |     |          |                        |                        |               |
| 54                          | David, Lavonte        | ILB  | 6-1  | 233 | 30  | 9        | Nebraska               | Miami, FL              | D2-'12        |
| 62                          | Shipley, A.Q.         | C    | 6-1  | 307 | 34  | 9        | Penn State             | Coraopolis, PA         | FA-'20        |
| <b>8th Year (2)</b>         |                       |      |      |     |     |          |                        |                        |               |
| 92                          | Gholston, William     | DL   | 6-6  | 281 | 29  | 8        | Michigan State         | Detroit, MI            | D4b-'13       |
| 51                          | Minter, Kevin         | ILB  | 6-0  | 246 | 29  | 8        | LSU                    | McKinney, TX           | FA-'18        |
| <b>7th Year (4)</b>         |                       |      |      |     |     |          |                        |                        |               |
| 13                          | Evans, Mike           | WR   | 6-5  | 231 | 25  | 7        | Texas A&M              | Galveston, TX          | D1-'14        |
| 4                           | Griffin, Ryan         | QB   | 6-5  | 210 | 30  | 7        | Tulane                 | Westlake Village, CA   | W (NO)-'15    |
| 58                          | Barrett, Shaquil      | OLB  | 6-2  | 250 | 27  | 7        | Colorado State         | Baltimore, MD          | UFA (DEN)-'19 |
| 66                          | Jensen, Ryan          | C    | 6-4  | 319 | 29  | 6        | Colorado State-Pueblo  | Fort Morgan, CO        | UFA (BAL)-'18 |
| <b>6th Year (6)</b>         |                       |      |      |     |     |          |                        |                        |               |
| 84                          | Brate, Cameron        | TE   | 6-5  | 235 | 29  | 6        | Harvard                | Naperville, IL         | FA-'15        |
| 74                          | Marpet, Ali           | G    | 6-4  | 307 | 27  | 6        | Hobart                 | Hastings-on-Hudson, NY | D2b-'15       |
| 56                          | Núñez-Roches, Rakeem  | DL   | 6-2  | 307 | 27  | 6        | Southern Miss          | Phenix City, AL        | FA-'18        |
| 8                           | Pinion, Bradley       | P    | 6-5  | 229 | 26  | 6        | Clemson                | Concord, NC            | UFA (SF)-'19  |
| 76                          | Smith, Donovan        | T    | 6-6  | 338 | 27  | 6        | Penn State             | Owings Mills, MD       | D2a-'15       |
| 72                          | Wells, Josh           | T    | 6-6  | 306 | 29  | 6        | James Madison          | Mechanicsburg, VA      | FA-'19        |
| <b>5th Year (3)</b>         |                       |      |      |     |     |          |                        |                        |               |
| 26                          | Adams, Andrew         | S    | 5-11 | 202 | 27  | 5        | Connecticut            | College Park, GA       | FA-'19        |
| 73                          | Haeg, Joe             | T    | 6-6  | 298 | 27  | 5        | North Dakota State     | Lake Shore, MN         | UFA (IND)-'20 |
| 29                          | Smith, Ryan           | CB   | 5-11 | 189 | 27  | 5        | North Carolina Central | Upper Marlboro, MD     | D4-'16        |
| <b>4th Year (4)</b>         |                       |      |      |     |     |          |                        |                        |               |
| 82                          | Auclair, Antony       | TE   | 6-6  | 256 | 27  | 4        | Laval                  | Quebec, Canada         | FA-'17        |
| 28                          | Fournette, Leonard    | RB   | 6-0  | 228 | 25  | 4        | LSU                    | New Orleans, LA        | FA-'20        |
| 12                          | Godwin, Chris         | WR   | 6-1  | 209 | 24  | 4        | Penn State             | Middletown, DE         | D3a-'17       |
| 80                          | Howard, O.J.          | TE   | 6-6  | 251 | 25  | 4        | Alabama                | Prattville, AL         | D1-'17        |
| <b>3rd Year (9)</b>         |                       |      |      |     |     |          |                        |                        |               |
| 65                          | Cappa, Alex           | G    | 6-6  | 305 | 25  | 3        | Humboldt State         | Dublin, CA             | D3-'18        |
| 48                          | Cichy, Jack           | ILB  | 6-2  | 238 | 24  | 3        | Wisconsin              | Somerset, WI           | D6-'18        |
| 24                          | Davis III, Carlton    | CB   | 6-1  | 206 | 23  | 3        | Auburn                 | Miami, FL              | D2c-'18       |
| 27                          | Jones II, Ronald      | RB   | 5-11 | 208 | 23  | 3        | USC                    | McKinney, TX           | D2a-'18       |
| 85                          | Mickens, Jaydon       | WR   | 5-11 | 170 | 25  | 3        | Washington             | Los Angeles, CA        | FA-'19        |
| 64                          | Stinnie, Aaron        | G    | 6-3  | 312 | 26  | 3        | James Madison          | Charlottesville, VA    | W (TEN)-'19   |
| 50                          | Vea, Vita             | DL   | 6-4  | 347 | 25  | 3        | Washington             | Milpitas, CA           | D1-'18        |
| 17                          | Watson, Justin        | WR   | 6-3  | 215 | 24  | 3        | Pennsylvania           | Bridgeville, PA        | D5-'18        |
| 33                          | Whitehead, Jordan     | S    | 5-10 | 198 | 23  | 3        | Pittsburgh             | Aliquippa, PA          | D4-'18        |
| <b>2nd Year (8)</b>         |                       |      |      |     |     |          |                        |                        |               |
| 35                          | Dean, Jamel           | CB   | 6-1  | 206 | 23  | 2        | Auburn                 | Cocoa, FL              | D3a-'19       |
| 32                          | Edwards, Mike         | S    | 5-10 | 205 | 24  | 2        | Kentucky               | Cincinnati, OH         | D3b-'19       |
| 10                          | Miller, Scotty        | WR   | 5-9  | 174 | 23  | 2        | Bowling Green          | Barrington, IL         | D6-'19        |
| 23                          | Murphy-Bunting, Sean  | CB   | 6-0  | 195 | 23  | 2        | Central Michigan       | Macomb, MI             | D2-'19        |
| 98                          | Nelson, Anthony       | OLB  | 6-7  | 271 | 23  | 2        | Iowa                   | Urbandale, IA          | D4-'19        |
| 79                          | O'Connor, Patrick     | DL   | 6-4  | 270 | 26  | 2        | Eastern Michigan       | Chicago, IL            | FA-'17        |
| 97                          | Triner, Zach          | LS   | 6-3  | 245 | 29  | 2        | Assumption             | Marshfield, MA         | FA-'19        |
| 45                          | White, Devin          | ILB  | 6-0  | 237 | 22  | 2        | LSU                    | Springhill, LA         | D1-'19        |
| <b>Rookies/1st Year (8)</b> |                       |      |      |     |     |          |                        |                        |               |
| 57                          | Bell, Quinton         | OLB  | 6-4  | 253 | 24  | 1        | Prarie View A&M        | Long Beach, CA         | FA-'19        |
| 94                          | Davis, Khalil         | DL   | 6-1  | 308 | 24  |          | R Nebraska             | Blue Springs, MO       | D6-'20        |
| 49                          | Gill, Cam             | OLB  | 6-3  | 240 | 22  |          | R Wagner               | Douglasville, GA       | FA-'20        |
| 18                          | Johnson, Tyler        | WR   | 6-1  | 206 | 22  |          | R Minnesota            | Minneapolis, MN        | D5-'20        |
| 39                          | Motley, Parnell       | CB   | 6-0  | 180 | 22  |          | R Oklahoma             | Washington, DC         | FA-'20        |
| 30                          | Vaughn, Ke'Shawn      | RB   | 5-10 | 214 | 23  |          | R Vanderbilt           | Nashville, TN          | D3-'20        |
| 31                          | Winfield Jr., Antoine | S    | 5-9  | 203 | 22  |          | R Minnesota            | The Woodlands, TX      | D2-'20        |
| 78                          | Wirfs, Tristan        | T    | 6-5  | 320 | 21  |          | R Iowa                 | Mount Vernon, IA       | D1-'20        |



## 2020 TAMPA BAY BUCCANEERS - HOW THEY WERE BUILT

|      | <u>DRAFT</u>  | <u>TRADES</u>           | <u>WAIVERS</u>      | <u>FREE AGENTS</u>   |
|------|---|-------------------------|---------------------|--|
| 2012 | Lavonte David (2)   |                         |                     |  |
| 2013 | William Gholston (4b)   |                         |                     |  |
| 2014 | Mike Evans (1)  |                         |                     |  |
| 2015 | Donovan Smith (2a)<br>Ali Marpet (2b)   |                         | Ryan Griffin (NO)   | Cameron Brate  |
| 2016 | Ryan Smith (4)  |                         |                     |  |
| 2017 | O.J. Howard (1)<br>Chris Godwin (3a)  |                         |                     | Antony Auclair<br>Patrick O'Connor   |
| 2018 | Vita Vea (1)<br>Ronald Jones II (2a)<br>Carlton Davis III (2c)<br>Alex Cappa (3)<br>Jordan Whitehead (4)<br>Justin Watson (5)<br>Jack Cichy (6) | Jason Pierre-Paul (NYG) |                     | Ryan Jensen (BAL)<br>Kevin Minter<br>Rakeem Nuñez-Roches   |
| 2019 | Devin White (1)<br>Sean Murphy-Bunting (2)<br>Jamel Dean (3a)<br>Mike Edwards (3b)<br>Anthony Nelson (4)<br>Scotty Miller (6)                   |                         | Aaron Stinnie (TEN) | Andrew Adams<br>Shaquil Barrett (DEN)<br>Quinton Bell<br>Blaine Gabbert<br>Jaydon Mickens<br>Bradley Pinion (SF)<br>Ndamukong Suh (LAR)<br>Zach Triner<br>Josh Wells |
| 2020 | Tristan Wirfs (1)<br>Antoine Winfield Jr. (2)<br>Ke'Shawn Vaughn (3)<br>Tyler Johnson (5)<br>Khalil Davis (6)                                   | Rob Gronkowski (NE)     |                     | Tom Brady (NE)<br>Leonard Fournette (JAC)<br>Cam Gill (R)<br>Joe Haeg (IND)<br>LeSean McCoy (KC)<br>Parnell Motley (R)<br>A.Q. Shipley (ARI)<br>Ryan Succop (TEN)    |



2020 PLAYTIME PERCENTAGES - OFFENSE

| OFFENSE        | @NO | CAR | @DEN | LAC | @CHI | GB | @LVR | @NYG | NO | @CAR | LAR | KC | MIN | @ATL | @DET | ATL | PLAYS | PCT  |
|----------------|-----|-----|------|-----|------|----|------|------|----|------|-----|----|-----|------|------|-----|-------|------|
| TOTAL PLAYS    | 70  |     |      |     |      |    |      |      |    |      |     |    |     |      |      |     | 70    |      |
| QUARTERBACKS   |     |     |      |     |      |    |      |      |    |      |     |    |     |      |      |     |       |      |
| Brady          | 70  |     |      |     |      |    |      |      |    |      |     |    |     |      |      |     | 70    | 100% |
| RUNNING BACKS  |     |     |      |     |      |    |      |      |    |      |     |    |     |      |      |     |       |      |
| Jones          | 33  |     |      |     |      |    |      |      |    |      |     |    |     |      |      |     | 33    | 47%  |
| McCoy          | 25  |     |      |     |      |    |      |      |    |      |     |    |     |      |      |     | 25    | 36%  |
| Fournette      | 9   |     |      |     |      |    |      |      |    |      |     |    |     |      |      |     | 9     | 13%  |
| TIGHT ENDS     |     |     |      |     |      |    |      |      |    |      |     |    |     |      |      |     |       |      |
| Grontkowski    | 54  |     |      |     |      |    |      |      |    |      |     |    |     |      |      |     | 54    | 77%  |
| Howard         | 37  |     |      |     |      |    |      |      |    |      |     |    |     |      |      |     | 37    | 53%  |
| Brate          | 7   |     |      |     |      |    |      |      |    |      |     |    |     |      |      |     | 7     | 10%  |
| Auclair        | 0   |     |      |     |      |    |      |      |    |      |     |    |     |      |      |     | 0     | 0%   |
| WIDE RECEIVERS |     |     |      |     |      |    |      |      |    |      |     |    |     |      |      |     |       |      |
| Godwin         | 66  |     |      |     |      |    |      |      |    |      |     |    |     |      |      |     | 66    | 94%  |
| Evans          | 65  |     |      |     |      |    |      |      |    |      |     |    |     |      |      |     | 65    | 93%  |
| Miller         | 43  |     |      |     |      |    |      |      |    |      |     |    |     |      |      |     | 43    | 61%  |
| Watson         | 11  |     |      |     |      |    |      |      |    |      |     |    |     |      |      |     | 11    | 16%  |
| Mickens        | 0   |     |      |     |      |    |      |      |    |      |     |    |     |      |      |     | 0     | 0%   |
| OFFENSIVE LINE |     |     |      |     |      |    |      |      |    |      |     |    |     |      |      |     |       |      |
| Jensen         | 70  |     |      |     |      |    |      |      |    |      |     |    |     |      |      |     | 70    | 100% |
| Marpet         | 70  |     |      |     |      |    |      |      |    |      |     |    |     |      |      |     | 70    | 100% |
| D. Smith       | 70  |     |      |     |      |    |      |      |    |      |     |    |     |      |      |     | 70    | 100% |
| Wirfs          | 70  |     |      |     |      |    |      |      |    |      |     |    |     |      |      |     | 70    | 100% |
| Cappa          | 70  |     |      |     |      |    |      |      |    |      |     |    |     |      |      |     | 70    | 100% |

KEY

- DNP= Did Not Play
- IA= Inactive
- IR= Injured Reserve
- IR/DR= Injured Reserve/Designated to Return
- N/A= Not With Team
- PS= Practice Squad
- PUP= Reserve/Physically Unable to Perform
- R/S= Reserve/Suspended List
- W/\_ =With Other Team



2020 PLAYTIME PERCENTAGES - DEFENSE

| DEFENSE         | @NO | CAR | @DEN | LAC | @CHI | GB | @LVR | @NYG | NO | @CAR | LAR | KC | MIN | @ATL | @DET | ATL | PLAYS | PCT  |
|-----------------|-----|-----|------|-----|------|----|------|------|----|------|-----|----|-----|------|------|-----|-------|------|
| TOTAL PLAYS     | 68  |     |      |     |      |    |      |      |    |      |     |    |     |      |      |     | 68    |      |
| DEFENSIVE LINE  |     |     |      |     |      |    |      |      |    |      |     |    |     |      |      |     |       |      |
| Vea             | 57  |     |      |     |      |    |      |      |    |      |     |    |     |      |      |     | 57    | 84%  |
| Suh             | 56  |     |      |     |      |    |      |      |    |      |     |    |     |      |      |     | 56    | 82%  |
| Gholston        | 34  |     |      |     |      |    |      |      |    |      |     |    |     |      |      |     | 34    | 50%  |
| Nunez-Roches    | 25  |     |      |     |      |    |      |      |    |      |     |    |     |      |      |     | 25    | 37%  |
| O'Connor        | 5   |     |      |     |      |    |      |      |    |      |     |    |     |      |      |     | 5     | 7%   |
| LINEBACKERS     |     |     |      |     |      |    |      |      |    |      |     |    |     |      |      |     |       |      |
| David           | 68  |     |      |     |      |    |      |      |    |      |     |    |     |      |      |     | 68    | 100% |
| White           | 68  |     |      |     |      |    |      |      |    |      |     |    |     |      |      |     | 68    | 100% |
| Pierre-Paul     | 65  |     |      |     |      |    |      |      |    |      |     |    |     |      |      |     | 65    | 96%  |
| Barrett         | 60  |     |      |     |      |    |      |      |    |      |     |    |     |      |      |     | 60    | 88%  |
| Nelson          | 3   |     |      |     |      |    |      |      |    |      |     |    |     |      |      |     | 3     | 4%   |
| Minter          | 0   |     |      |     |      |    |      |      |    |      |     |    |     |      |      |     | 0     | 0%   |
| Bell            | 0   |     |      |     |      |    |      |      |    |      |     |    |     |      |      |     | 0     | 0%   |
| Cichy           | 0   |     |      |     |      |    |      |      |    |      |     |    |     |      |      |     | 0     | 0%   |
| DEFENSIVE BACKS |     |     |      |     |      |    |      |      |    |      |     |    |     |      |      |     |       |      |
| Winfield Jr.    | 68  |     |      |     |      |    |      |      |    |      |     |    |     |      |      |     | 68    | 100% |
| Davis           | 68  |     |      |     |      |    |      |      |    |      |     |    |     |      |      |     | 68    | 100% |
| Murphy-Bunting  | 68  |     |      |     |      |    |      |      |    |      |     |    |     |      |      |     | 68    | 100% |
| Whitehead       | 62  |     |      |     |      |    |      |      |    |      |     |    |     |      |      |     | 62    | 91%  |
| Dean            | 35  |     |      |     |      |    |      |      |    |      |     |    |     |      |      |     | 35    | 51%  |
| Adams           | 6   |     |      |     |      |    |      |      |    |      |     |    |     |      |      |     | 6     | 9%   |
| Edwards         | 0   |     |      |     |      |    |      |      |    |      |     |    |     |      |      |     | 0     | 0%   |
| R. Smith        | 0   |     |      |     |      |    |      |      |    |      |     |    |     |      |      |     | 0     | 0%   |

N/A= Not With Team  
PS= Practice Squad  
PUP= Reserve/Physically Unable to Perform  
R/S= Reserve/Suspended List  
R/CE=Reserve/Commissioner's Exempt List  
W/\_ =With Other Team

## **TAMPA BAY BUCCANEERS' 2020 PERSONNEL LOG**

**(By Date)**

**January 7** – Signed OLB **Quinton Bell**, C **Anthony Fabiano**, S **Deiondre' Hall**, DL **Jeremiah Ledbetter**, TE **Jordan Leggett**, CB **Herb Miller**, T **Brad Seaton** and RB **Aca'Cedric Ware** to futures contracts.

**March 13** – Signed TE **Tanner Hudson** to exclusive rights contract.

**March 16** – Re-signed OLB **Jason Pierre-Paul**. Placed franchise tag on OLB **Shaquil Barrett**. Hired **Keith Tandy** as a Defensive/Special Teams Assistant. Hired **Cory Bichey** as an Assistant Strength & Conditioning Coach.

**March 19** – Re-signed TE **Antony Auclair** and WR **Bryant Mitchell**.

**March 20** – Signed QB **Tom Brady** and T **Joe Haeg**.

**March 21** – Re-signed ILB **Kevin Minter**.

**March 24** – Re-signed S **Andrew Adams** and DL **Rakeem Nuñez-Roches**.

**March 26** – Re-signed DL **Ndamukong Suh**.

**March 28** – Re-signed CB **Ryan Smith**.

**April 3** – Re-signed QB **Blaine Gabbert**.

**April 21** – Acquired TE **Rob Gronkowski** and a 2020 seventh-round draft pick from the New England Patriots in exchange for a 2020 fourth-round draft pick.

**April 29** – Exercised fifth-year option on TE **O.J. Howard**.

**May 1** – Awarded K **Elliott Fry** off waivers from the Carolina Panthers.

**May 4** – Signed OLB **Michael Divinity**, OLB **Cam Gill**, S **Javon Hagan**, WR **John Hurst**, WR **Travis Jonsen**, G **Nick Leverett**, G **John Molchon**, CB **Parnell Motley**, WR **Josh Pearson**, OLB **Nasir Player**, DT **Benning Potoa'e**, C **Zach Shackelford** and QB **Reid Sinnett** as college free agents.

**May 5** – Re-signed T **Josh Wells**.

**July 15** – Signed OLB **Shaquil Barrett** to franchise tag tender.

**July 28** – Signed RB **Raymond Calais**, DL **Khalil Davis**, WR **Tyler Johnson**, OLB **Chapelle Russell**, RB **Ke'Shawn Vaughn**, S **Antoine Winfield Jr.** and T **Tristan Wirfs**. Placed S **Justin Evans** on Active/PUP list. Waived/NFI LB **Kendell Beckwith**. Placed RB **Ke'Shawn Vaughn** on the Reserve/COVID-19 list.

**July 30** – Waived S **Deiondre' Hall** and TE **Jordan Leggett**.

**July 31** – Placed RB **Raymond Calais** and RB **Aca'Cedric Ware** on the Reserve/COVID-19 list. Waived WR **Jaydon Mickens**, LB **Nasir Player** and WR **Spencer Schnell**.

**August 4** – Signed RB **LeSean McCoy**.

**August 6** – Placed T **Brad Seaton** on the Reserve/Opt-Out list. Activated RB **Raymond Calais** and RB **Aca’Cedric Ware** from the Reserve/COVID-19 list. Waived DB **M.J. Stewart** and RB **Aca’Cedric Ware**.

**August 9** – Signed WR **Jaydon Mickens**. Activated RB **Ke’Shawn Vaughn** from the Reserve/COVID-19 list.

**August 10** – Waived (injured) WR **Travis Jonsen**.

**August 16** – Signed DL **Kyle Love**.

**August 23** – Placed WR **John Franklin III** and RB **T.J. Logan** on Injured Reserve.

**August 25** – Signed WR **Spencer Schnell**.

**August 27** – Signed C **A.Q. Shipley**.

**September 1** – Signed K **Ryan Succop**. Waived K **Elliott Fry**.

**September 3** – Released DL **Kyle Love**.

**September 5** – Released C **A.Q. Shipley**. Waived G **Zack Bailey**, RB **Raymond Calais**, OLB **Kahzin Daniels**, ILB **Noah Dawkins**, OLB **Michael Divinity**, S **D’Cota Dixon**, C **Anthony Fabiano**, K **Matt Gay**, WR **Cyril Grayson**, S **Javon Hagan**, TE **Tanner Hudson**, DL **Jeremiah Ledbetter**, G **Nick Leverett**, TE **Codey McElroy**, CB **Herb Miller**, WR **Bryant Mitchell**, RB **Dare Ogunbowale**, WR **Josh Pearson**, DL **Benning Potoa’e**, ILB **Chapelle Russell**, WR **Spencer Schnell**, C **Zach Shackelford**, QB **Reid Sinnett** and CB **Mazzi Wilkins**.

**September 6** – Signed RB **Leonard Fournette** and C **A.Q. Shipley**. Placed WR **John Hurst** and G **John Molchon** on Injured Reserve (minor). Signed G **Zack Bailey**, RB **Raymond Calais**, S **D’Cota Dixon**, WR **Cyril Grayson**, S **Javon Hagan**, TE **Tanner Hudson**, DL **Jeremiah Ledbetter**, G **Nick Leverett**, CB **Herb Miller**, WR **Josh Pearson**, DL **Benning Potoa’e**, ILB **Chapelle Russell**, C **Zach Shackelford**, QB **Reid Sinnett** and CB **Mazzi Wilkins** to the practice squad. **Calais** was signed to the Rams 53-man roster and removed from Tampa Bay’s practice squad.

**September 8** – Signed K **Greg Joseph** and QB **Josh Rosen** to the practice squad. Released QB **Reid Sinnett** from the practice squad.

**September 10** – Signed RB **Kenjon Barner** to the practice squad.



# **TAMPA BAY BUCCANEERS' 2020 PERSONNEL LOG**

(By Player and Coach)

**Adams, Andrew** ..... **S**  
 March 24 Re-signed

**Auclair, Antony** ..... **TE**  
 March 19 Re-signed

**Bailey, Zack** ..... **G**  
 Sept. 5 Waived  
 Sept. 6 Signed to practice squad

**Barner, Kenjon** ..... **RB**  
 Sept. 10 Signed to practice squad

**Barrett, Shaquil** ..... **OLB**  
 March 16 Given franchise tag  
 July 15 Signed franchise tag tender

**Beckwith, Kendell** ..... **LB**  
 July 28 Waived/NFI

**Bell, Quinton** ..... **OLB**  
 January 7 Signed to futures contract

**Bichey, Cory** ..... **Coach**  
 March 16 Named Assistant Strength & Conditioning Coach

**Brady, Tom** ..... **QB**  
 March 20 Signed contract

**Calais, Raymond** ..... **RB**  
 July 28 Signed contract  
 July 31 Placed on Reserve/COVID-19 list  
 August 6 Activated from Reserve/COVID-19 list  
 Sept. 5 Waived  
 Sept. 6 Signed to practice squad  
 Sept. 6 Removed from Tampa Bay's Practice Squad (Signed by LA Rams)

**Daniels, Kahzin** ..... **OLB**  
 Sept. 5 Waived

**Davis, Khalil** ..... **OLB**  
 July 28 Signed contract

**Dawkins, Noah** ..... **ILB**  
 Sept. 5 Waived

**Divinity, Michael** ..... **OLB**  
 May 4 Signed contract  
 Sept. 5 Waived

**Dixon, D'Cota** ..... **S**  
 Sept. 5 Waived  
 Sept. 6 Signed to practice squad

**Evans, Justin** ..... **S**  
 July 28 Placed on Active/PUP List

**Fabiano, Anthony** ..... **C**  
 January 7 Signed to futures contract  
 Sept. 5 Waived

**Franklin III, John** ..... **WR**  
 August 23 Placed on Injured Reserve

**Fry, Elliott** ..... **K**  
 May 1 Awarded off waivers from the Carolina Panthers  
 September 1 Waived

**Gabbert, Blaine** ..... **QB**  
 April 3 Re-signed

**Gay, Matt** ..... **K**  
 Sept. 5 Waived

**Gill, Cam** ..... **OLB**  
 May 4 Signed contract

**Grayson, Cyril** ..... **WR**  
 Sept. 5 Waived  
 Sept. 6 Signed to practice squad

**Gronkowski, Rob** ..... **TE**  
April 21 Acquired via trade from the New England Patriots, along with a 2020 seventh-round pick, in exchange for a 2020 fourth-round pick

**Hagan, Javon**..... **S**  
May 4 Signed contract  
Sept. 5 Waived  
Sept. 6 Signed to practice squad

**Haeg, Joe**..... **T**  
March 20 Signed contract

**Hall, Deiondre'**..... **S**  
January 7 Signed to futures contract  
July 30 Waived

**Howard, O.J.**..... **TE**  
April 29 Fifth-year option exercised

**Hudson, Tanner**..... **TE**  
January 7 Signed exclusive rights contract  
Sept. 5 Waived  
Sept. 6 Signed to practice squad

**Hurst, John**..... **WR**  
May 4 Signed contract

**Johnson, Tyler** ..... **WR**  
July 28 Signed contract

**Jonsen, Travis**..... **WR**  
May 4 Signed contract  
August 10 Waived (injured)

**Joseph, Greg**..... **K**  
Sept. 8 Signed contract

**Ledbetter, Jeremiah**..... **DL**  
January 7 Signed to futures contract  
Sept. 5 Waived  
Sept. 6 Signed to practice squad

**Leverett, Nick** ..... **G**  
May 4 Signed contract  
Sept. 5 Waived  
Sept. 6 Signed to practice squad

**Logan, T.J.** ..... **RB**  
August 23 Placed on Injured Reserve

**Leggett, Jordan**..... **TE**  
January 7 Signed to futures contract  
July 30 Waived

**Love, Kyle**..... **DL**  
August 16 Signed contract  
Sept. 3 Released

**McCoy, LeSean** ..... **RB**  
August 4 Signed contract

**McElroy, Codey**..... **TE**  
Sept. 5 Waived

**Mickens, Jaydon** ..... **WR**  
July 31 Waived  
August 9 Signed contract

**Miller, Herb** ..... **DB**  
January 7 Signed to futures contract  
Sept. 5 Waived  
Sept. 6 Signed to practice squad

**Minter, Kevin** ..... **LB**  
March 21 Re-signed

**Mitchell, Bryant** ..... **WR**  
March 19 Re-signed  
Sept. 5 Waived

**Molchon, John**..... **G**  
May 4 Signed contract

**Motley, Parnell..... CB**  
 May 4 Signed contract  
**Núñez-Roches, Rakeem ..... DL**  
 March 24 Re-signed  
**Ogunbowale, Dare ..... RB**  
 Sept. 5 Waived  
**Pearson, Josh ..... WR**  
 May 4 Signed contract  
 Sept. 5 Waived  
 Sept. 6 Signed to practice squad  
**Pierre-Paul, Jason..... OLB**  
 March 16 Re-signed  
**Player, Nasir ..... OLB**  
 May 4 Signed contract  
 July 31 Waived  
**Potoa'e, Benning..... DL**  
 May 4 Signed contract  
 Sept. 5 Waived  
 Sept. 6 Signed to practice squad  
**Rosen, Josh..... QB**  
 Sept. 8 Signed contract  
**Russell, Chapelle ..... OLB**  
 July 28 Signed contract  
 Sept. 5 Waived  
 Sept. 6 Signed to practice squad  
**Seaton, Brad..... T**  
 January 7 Signed to futures contract  
 August 6 Placed on Reserve/Opt-Out list  
**Schnell, Spencer ..... WR**  
 July 31 Waived  
 August 25 Signed contract  
 Sept. 5 Waived  
**Shackelford, Zach ..... C**  
 May 4 Signed contract  
 Sept. 5 Waived  
 Sept. 6 Signed to practice squad  
**Shipley, A.Q..... C**  
 August 27 Signed contract  
 Sept. 5 Released  
 Sept. 6 Signed Contract  
**Sinnett, Reid ..... QB**  
 May 4 Signed contract  
 Sept. 5 Waived  
 Sept. 6 Signed to practice squad  
**Smith, Ryan ..... CB**  
 March 28 Re-signed  
**Stewart, M.J. .... DB**  
 August 6 Waived  
**Succop, Ryan ..... K**  
 September 1 Signed contract  
**Suh, Ndamukong ..... DL**  
 March 26 Re-signed  
**Tandy, Keith ..... Coach**  
 March 16 Named Defensive/Special Teams Assistant  
**Vaughn, Ke'Shawn..... RB**  
 July 28 Signed contract  
 July 28 Placed on Reserve/COVID-19 list  
 August 9 Activated from Reserve/COVID-19 list



**Ware, Aca'Cedric ..... RB**

|           |                                      |
|-----------|--------------------------------------|
| January 7 | Signed to futures contract           |
| July 31   | Placed on Reserve/COVID-19 list      |
| August 6  | Activated from Reserve/COVID-19 list |
| August 6  | Waived                               |

**Wells, Josh ..... T**

|       |           |
|-------|-----------|
| May 5 | Re-signed |
|-------|-----------|

**Wilkins, Mazzi ..... CB**

|         |                          |
|---------|--------------------------|
| Sept. 5 | Waived                   |
| Sept. 6 | Signed to practice squad |

**Winfield Jr., Antoine ..... S**

|         |                 |
|---------|-----------------|
| July 28 | Signed contract |
|---------|-----------------|

**Wirfs, Tristan ..... T**

|         |                 |
|---------|-----------------|
| July 28 | Signed contract |
|---------|-----------------|

2020 TAMPA BAY BUCCANEERS REGULAR SEASON STATISTICS

| 2020 RECORD -- |   |       | WON: 0         | LOST: 1 |
|----------------|---|-------|----------------|---------|
| Sept 13        | L | 23-34 | at New Orleans |         |
| Sept 20        |   |       | CAROLINA       |         |
| Sept 27        |   |       | at Denver      |         |
| Oct 4          |   |       | L.A. CHARGERS  |         |
| Oct 8          |   |       | at Chicago     |         |
| Oct 18         |   |       | GREEN BAY      |         |
| Oct 25         |   |       | at Las Vegas   |         |
| Nov. 2         |   |       | at N.Y. Giants |         |
| Nov 8          |   |       | NEW ORLEANS    |         |
| Nov 15         |   |       | at Carolina    |         |
| Nov 23         |   |       | L.A. RAMS      |         |
| Nov 29         |   |       | KANSAS CITY    |         |
|                |   |       | -- bye week -- |         |
| Dec 13         |   |       | MINNESOTA      |         |
| Dec 20         |   |       | at Atlanta     |         |
| Dec 26/27      |   |       | at Detroit     |         |
| Jan 3          |   |       | ATLANTA        |         |

|                      | BUCCANEERS | OPPONENTS  |
|----------------------|------------|------------|
| TOTAL FIRST DOWNS    | 23         | 18         |
| Rushing              | 7          | 5          |
| Passing              | 10         | 10         |
| Penalty              | 6          | 3          |
| 3rd Down: Made/Att.  | 5/13 38.5% | 5/15 33.3% |
| 4th Down: Made/Att.  | 1/1 100.0% | 0/1 0.0%   |
| POSSESSION AVG.      | 26:37      | 31:23      |
| TOTAL NET YARDS      | 310        | 271        |
| Avg. Per Game        | 310.0      | 271.0      |
| Total Plays          | 65         | 66         |
| Avg. Per Play        | 4.8        | 4.1        |
| NET YARDS RUSHING    | 86         | 82         |
| Avg. Per Game        | 86.0       | 82.0       |
| Total Rushes         | 26         | 34         |
| NET YARDS PASSING    | 224        | 189        |
| Avg. Per Game        | 224.0      | 189.0      |
| Sacked/Yards Lost    | 3/15       | 1/9        |
| Gross Yards          | 239        | 198        |
| Att./Completions     | 36/23      | 31/19      |
| Completion Pct.      | 63.9       | 61.3       |
| Had Intercepted      | 2          | 0          |
| PUNTS/AVERAGE        | 5/47.2     | 6/44.0     |
| NET PUNTING AVERAGE  | 35.4       | 44.0       |
| PENALTIES/YARDS      | 9/103      | 6/119      |
| FUMBLES/FUMBLES LOST | 2/1        | 0/0        |
| TOUCHDOWNS           | 3          | 4          |
| Rushing              | 1          | 1          |
| Passing              | 2          | 2          |
| Returns              | 0          | 1          |

| SCORE BY QUARTERS | 1 | 2  | 3  | 4  | OT | TOTAL |
|-------------------|---|----|----|----|----|-------|
| BUCCANEERS        | 7 | 0  | 10 | 6  | 0  | 23    |
| OPPONENTS         | 0 | 17 | 7  | 10 | 0  | 34    |

| SCORING    | TD | R | P | Rt | PAT | 2P  | FG  | S | PTS |
|------------|----|---|---|----|-----|-----|-----|---|-----|
| Brady      | 1  | 1 | 0 | 0  | 0-0 | 0   | 0-0 | 0 | 6   |
| Evans      | 1  | 0 | 1 | 0  | 0-0 | 0   | 0-0 | 0 | 6   |
| Howard     | 1  | 0 | 1 | 0  | 0-0 | 0   | 0-0 | 0 | 6   |
| Succop     | 0  | 0 | 0 | 0  | 2-2 | 0   | 1-2 | 0 | 5   |
| BUCCANEERS | 3  | 1 | 2 | 0  | 2-2 | 0-0 | 1-2 | 0 | 23  |
| OPPONENTS  | 4  | 1 | 2 | 1  | 4-4 | 0-0 | 2-2 | 0 | 34  |

SACKS: Pierre-Paul 1.0. Buccaneers 1.0, Opponents 3.0.

FUM/LOST: Edwards 1/1, Brady 1/0.

| PASSING    | Att | Comp | Yds | Cmp% | Yds/Att | TD | TD% | INT | INT% | Lg | Sack/Lost | Rating |
|------------|-----|------|-----|------|---------|----|-----|-----|------|----|-----------|--------|
| Brady      | 36  | 23   | 239 | 63.9 | 6.64    | 2  | 5.6 | 2   | 5.6  | 37 | 3/15      | 78.4   |
| BUCCANEERS | 36  | 23   | 239 | 63.9 | 6.64    | 2  | 5.6 | 2   | 5.6  | 37 | 3/15      | 78.4   |
| OPPONENTS  | 31  | 19   | 198 | 61.3 | 6.39    | 2  | 6.5 | 0   | 0.0  | 46 | 1/9       | 101.3  |

| RUSHING    | No | Yds | Avg | Lg | TD |
|------------|----|-----|-----|----|----|
| Jones      | 17 | 66  | 3.9 | 21 | 0  |
| Brady      | 3  | 9   | 3.0 | 4  | 1  |
| Miller     | 1  | 6   | 6.0 | 6  | 0  |
| Griffin    | 5  | 5   | 1.0 | 6  | 0  |
| BUCCANEERS | 26 | 86  | 3.3 | 21 | 1  |
| OPPONENTS  | 34 | 82  | 2.4 | 13 | 1  |

| RECEIVING  | No | Yds | Avg  | Lg | TD |
|------------|----|-----|------|----|----|
| Godwin     | 6  | 79  | 13.2 | 29 | 0  |
| Miller     | 5  | 73  | 14.6 | 37 | 0  |
| Howard     | 4  | 36  | 9.0  | 15 | 1  |
| Jones      | 2  | 16  | 8.0  | 8  | 0  |
| Gronkowski | 2  | 11  | 5.5  | 9  | 0  |
| Fournette  | 1  | 14  | 14.0 | 14 | 0  |
| Watson     | 1  | 6   | 6.0  | 6  | 0  |
| Evans      | 1  | 2   | 2.0  | 2t | 1  |
| McCoy      | 1  | 2   | 2.0  | 2  | 0  |
| BUCCANEERS | 23 | 239 | 10.4 | 37 | 2  |
| OPPONENTS  | 19 | 198 | 10.4 | 46 | 2  |

| INTERCEPTIONS | No | Yds | Avg  | Lg  | TD |
|---------------|----|-----|------|-----|----|
| BUCCANEERS    | 0  | 0   | 0.0  | 0   | 0  |
| OPPONENTS     | 2  | 53  | 26.5 | 36t | 1  |

| PUNTING   | No | Yds | Avg  | Net  | TB | In20 | Lg | Bk |
|-----------|----|-----|------|------|----|------|----|----|
| Pinion    | 5  | 236 | 47.2 | 35.4 | 0  | 0    | 59 | 0  |
| BUCS      | 5  | 236 | 47.2 | 35.4 | 0  | 0    | 59 | 0  |
| OPPONENTS | 6  | 264 | 44.0 | 44.0 | 0  | 5    | 51 | 0  |

| PUNT RETURNS | Ret | FC | Yds | Avg  | Lg | TD |
|--------------|-----|----|-----|------|----|----|
| Mickens      | 1   | 4  | 0   | 0.0  | 0  | 0  |
| BUCCANEERS   | 1   | 4  | 0   | 0.0  | 40 | 0  |
| OPPONENTS    | 4   | 1  | 59  | 14.8 | 18 | 0  |

| KICKOFF RETURNS | Ret | Yds | Avg | Lg | TD |
|-----------------|-----|-----|-----|----|----|
| Edwards         | 1   | 0   | 0.0 | 0  | 0  |
| BUCCANEERS      | 1   | 0   | 0.0 | 0  | 0  |
| OPPONENTS       | 0   | 0   | 0.0 | 0  | 0  |

| FIELD GOALS | 1-19 | 20-29 | 30-39 | 40-49 | 50+ | Lg |
|-------------|------|-------|-------|-------|-----|----|
| Gay         | 0-0  | 0-0   | 1-1   | 0-0   | 0-1 | 38 |
| BUCCANEERS  | 0-0  | 0-0   | 1-1   | 0-0   | 0-1 | 38 |
| OPPONENTS   | 0-0  | 2-2   | 0-0   | 0-0   | 0-0 | 29 |

Succop: (54B, 38G)

OPPONENTS: (29G, 21G)

## 2020 BUCCANEERS REGULAR SEASON DEFENSIVE STATISTICS

| Player                | Tackles   |           |           |          | Sacks      |            |          | Interceptions |          |          |          | Fumbles  |          |          |          |
|-----------------------|-----------|-----------|-----------|----------|------------|------------|----------|---------------|----------|----------|----------|----------|----------|----------|----------|
|                       | Solo      | Ast.      | Total     | TFL      | Sack       | Yds        | QBH      | INT           | Yds      | TD       | PD       | FF       | FR       | Yds      | TD       |
| Lavonte David         | 7         | 4         | 11        | 2        | -          | -          | 1        | -             | -        | -        | -        | -        | -        | -        | -        |
| Devin White           | 6         | 5         | 11        | 1        | -          | -          | -        | -             | -        | -        | 1        | -        | -        | -        | -        |
| William Gholston      | 3         | 4         | 7         | 2        | -          | -          | -        | -             | -        | -        | -        | -        | -        | -        | -        |
| Jordan Whitehead      | 4         | 2         | 6         | 1        | -          | -          | -        | -             | -        | -        | -        | -        | -        | -        | -        |
| Antoine Winfield, Jr. | 3         | 3         | 6         | -        | -          | -          | 1        | -             | -        | -        | 1        | -        | -        | -        | -        |
| Sean Murphy-Bunting   | 4         | 1         | 5         | 1        | -          | -          | -        | -             | -        | -        | -        | -        | -        | -        | -        |
| Jamel Dean            | 4         | 0         | 4         | -        | -          | -          | -        | -             | -        | -        | -        | -        | -        | -        | -        |
| Carlton Davis         | 4         | 0         | 4         | 1        | -          | -          | -        | -             | -        | -        | -        | -        | -        | -        | -        |
| Shaquil Barrett       | 3         | 0         | 3         | -        | -          | -          | -        | -             | -        | -        | 1        | -        | -        | -        | -        |
| Jason Pierre-Paul     | 2         | 1         | 3         | 1        | 1.0        | 9.0        | 1        | -             | -        | -        | -        | -        | -        | -        | -        |
| Ndamukong Suh         | 0         | 1         | 1         | -        | -          | -          | -        | -             | -        | -        | -        | -        | -        | -        | -        |
| Vita Vea              | 0         | 1         | 1         | -        | -          | -          | -        | -             | -        | -        | -        | -        | -        | -        | -        |
|                       |           |           |           |          |            |            |          |               |          |          |          |          |          |          |          |
|                       |           |           |           |          |            |            |          |               |          |          |          |          |          |          |          |
| <b>Totals</b>         | <b>40</b> | <b>22</b> | <b>62</b> | <b>9</b> | <b>1.0</b> | <b>9.0</b> | <b>3</b> | <b>0</b>      | <b>0</b> | <b>0</b> | <b>3</b> | <b>0</b> | <b>0</b> | <b>0</b> | <b>0</b> |

## 2020 REGULAR SEASON SPECIAL TEAMS STATISTICS

| Player        | Tackles  |          |          | Fumbles  |          |          |
|---------------|----------|----------|----------|----------|----------|----------|
|               | Solo     | Ast.     | Total    | FF       | FR       | TD       |
| Jamel Dean    | 3        | 0        | 3        | -        | -        | -        |
| Justin Watson | 1        | 1        | 2        | -        | -        | -        |
| Jack Cichy    | 0        | 1        | 1        | -        | -        | -        |
|               |          |          |          |          |          |          |
|               |          |          |          |          |          |          |
| <b>Totals</b> | <b>4</b> | <b>2</b> | <b>6</b> | <b>0</b> | <b>0</b> | <b>0</b> |

| Blocked Kicks |    |     |      |
|---------------|----|-----|------|
|               | FG | PAT | Punt |
| Totals        | 0  | 0   | 0    |

| Own Fumbles  |       |      |    |     |
|--------------|-------|------|----|-----|
|              | Total | Lost | OR | OOB |
| Tom Brady    | 1     | 0    | 1  | 0   |
| Mike Edwards | 1     | 1    | 0  | 0   |
| Totals       | 2     | 1    | 1  | 0   |

### Return Touchdowns

| Miscellaneous Tackles/FRs |         |    |    |
|---------------------------|---------|----|----|
|                           | Tackles | FF | FR |
| Tom Brady                 | 0       | 0  | 1  |
| Chris Godwin              | 1       | 0  | 0  |
| Totals                    | 1       | 0  | 1  |

### Safeties

(IR - inj. reserve; PS - practice squad; N - not on team)



# 2020 BUCCANEERS PARTICIPATION CHART

## Legend

Position Abbreviation Indicates Start (e.g. RCB indicates started at right cornerback) P = Played DNP = Did Not Play IA = Inactive IR = Injured Reserve RES = Reserve PS = Practice Squad  
N = Not on Roster PUP = Res./Phys. Unable to Perform NFI = Res./Non-Football-Injury COV = Reserve/COVID-19 OPT = Reserve/Opt Out PSE = Practice Squad Elevated

| Player                | P<br>O<br>S | G<br>P | G<br>S | D<br>N<br>P | I<br>A | 1<br>@no | 2<br>SF | 3<br>@den | 4<br>LAC | 5<br>@chi | 6<br>GB | 7<br>@lv | 8<br>@nyg | 9<br>NO | 10<br>@car | 11<br>LAR | 12<br>KC | 13<br>MIN | 14<br>@atl | 15<br>@det | 16<br>ATL |
|-----------------------|-------------|--------|--------|-------------|--------|----------|---------|-----------|----------|-----------|---------|----------|-----------|---------|------------|-----------|----------|-----------|------------|------------|-----------|
| Adams, Andrew         | S           | 1      | 0      | 0           | 0      | P        |         |           |          |           |         |          |           |         |            |           |          |           |            |            |           |
| Auclair, Antony       | TE          | 1      | 0      | 0           | 0      | P        |         |           |          |           |         |          |           |         |            |           |          |           |            |            |           |
| Bailey, Zack          | G           | 0      | 0      | 0           | 0      | PS       |         |           |          |           |         |          |           |         |            |           |          |           |            |            |           |
| Barner, Kenjon        | RB          | 0      | 0      | 0           | 0      | PS       |         |           |          |           |         |          |           |         |            |           |          |           |            |            |           |
| Barrett, Shaquil      | OLB         | 1      | 1      | 0           | 0      | OLB      |         |           |          |           |         |          |           |         |            |           |          |           |            |            |           |
| Bell, Quinton         | OLB         | 1      | 0      | 0           | 0      | P        |         |           |          |           |         |          |           |         |            |           |          |           |            |            |           |
| Brady, Tom            | QB          | 1      | 1      | 0           | 0      | QB       |         |           |          |           |         |          |           |         |            |           |          |           |            |            |           |
| Brate, Cameron        | TE          | 1      | 0      | 0           | 0      | P        |         |           |          |           |         |          |           |         |            |           |          |           |            |            |           |
| Cappa, Alex           | G           | 1      | 1      | 0           | 0      | RG       |         |           |          |           |         |          |           |         |            |           |          |           |            |            |           |
| Cichy, Jack           | ILB         | 1      | 0      | 0           | 0      | P        |         |           |          |           |         |          |           |         |            |           |          |           |            |            |           |
| David, Lavonte        | ILB         | 1      | 1      | 0           | 0      | ILB      |         |           |          |           |         |          |           |         |            |           |          |           |            |            |           |
| Davis, Carlton        | CB          | 1      | 1      | 0           | 0      | CB       |         |           |          |           |         |          |           |         |            |           |          |           |            |            |           |
| Davis, Khalil         | DT          | 0      | 0      | 0           | 1      | IA       |         |           |          |           |         |          |           |         |            |           |          |           |            |            |           |
| Dean, Jamel           | CB          | 1      | 0      | 0           | 0      | P        |         |           |          |           |         |          |           |         |            |           |          |           |            |            |           |
| Dixon, D'Cota         | S           | 0      | 0      | 0           | 0      | PS       |         |           |          |           |         |          |           |         |            |           |          |           |            |            |           |
| Edwards, Mike         | S           | 1      | 0      | 0           | 0      | P        |         |           |          |           |         |          |           |         |            |           |          |           |            |            |           |
| Evans, Justin         | S           | 0      | 0      | 0           | 0      | PUP      |         |           |          |           |         |          |           |         |            |           |          |           |            |            |           |
| Evans, Mike           | WR          | 1      | 1      | 0           | 0      | WR       |         |           |          |           |         |          |           |         |            |           |          |           |            |            |           |
| Fournette, Leonard    | RB          | 1      | 0      | 0           | 0      | P        |         |           |          |           |         |          |           |         |            |           |          |           |            |            |           |
| Franklin, John        | CB          | 0      | 0      | 0           | 0      | IR       |         |           |          |           |         |          |           |         |            |           |          |           |            |            |           |
| Gabbert, Blaine       | QB          | 0      | 0      | 1           | 0      | DNP      |         |           |          |           |         |          |           |         |            |           |          |           |            |            |           |
| Gholston, William     | DL          | 1      | 1      | 0           | 0      | DL       |         |           |          |           |         |          |           |         |            |           |          |           |            |            |           |
| Gill, Cam             | OLB         | 0      | 0      | 0           | 1      | IA       |         |           |          |           |         |          |           |         |            |           |          |           |            |            |           |
| Godwin, Chris         | WR          | 1      | 1      | 0           | 0      | WR       |         |           |          |           |         |          |           |         |            |           |          |           |            |            |           |
| Grayson, Cyril        | WR          | 0      | 0      | 0           | 1      | PSE-IA   |         |           |          |           |         |          |           |         |            |           |          |           |            |            |           |
| Griffin, Ryan         | QB          | 0      | 0      | 0           | 1      | IA       |         |           |          |           |         |          |           |         |            |           |          |           |            |            |           |
| Gronkowski, Rob       | TE          | 1      | 1      | 0           | 0      | TE       |         |           |          |           |         |          |           |         |            |           |          |           |            |            |           |
| Haeg, Joe             | T           | 0      | 0      | 1           | 0      | DNP      |         |           |          |           |         |          |           |         |            |           |          |           |            |            |           |
| Hagan, Javon          | S           | 0      | 0      | 0           | 0      | PS       |         |           |          |           |         |          |           |         |            |           |          |           |            |            |           |
| Howard, O.J.          | TE          | 1      | 0      | 0           | 0      | P        |         |           |          |           |         |          |           |         |            |           |          |           |            |            |           |
| Hudson, Tanner        | TE          | 0      | 0      | 0           | 0      | PS       |         |           |          |           |         |          |           |         |            |           |          |           |            |            |           |
| Hurst, John           | WR          | 0      | 0      | 0           | 0      | IR       |         |           |          |           |         |          |           |         |            |           |          |           |            |            |           |
| Jensen, Ryan          | C           | 1      | 1      | 0           | 0      | C        |         |           |          |           |         |          |           |         |            |           |          |           |            |            |           |
| Johnson, Tyler        | WR          | 0      | 0      | 0           | 1      | IA       |         |           |          |           |         |          |           |         |            |           |          |           |            |            |           |
| Jones, Ronald         | RB          | 1      | 1      | 0           | 0      | RB       |         |           |          |           |         |          |           |         |            |           |          |           |            |            |           |
| Joseph, Greg          | K           | 0      | 0      | 0           | 0      | PS       |         |           |          |           |         |          |           |         |            |           |          |           |            |            |           |
| Ledbetter, Jeremiah   | DL          | 0      | 0      | 0           | 0      | PS       |         |           |          |           |         |          |           |         |            |           |          |           |            |            |           |
| Leverett, Nick        | G           | 0      | 0      | 0           | 0      | PS       |         |           |          |           |         |          |           |         |            |           |          |           |            |            |           |
| Logan, T.J.           | RB          | 0      | 0      | 0           | 0      | IR       |         |           |          |           |         |          |           |         |            |           |          |           |            |            |           |
| Marpet, Ali           | G           | 1      | 1      | 0           | 0      | LG       |         |           |          |           |         |          |           |         |            |           |          |           |            |            |           |
| McCoy, LeSean         | RB          | 1      | 0      | 0           | 0      | P        |         |           |          |           |         |          |           |         |            |           |          |           |            |            |           |
| Mickens, Jaydon       | WR          | 1      | 0      | 0           | 0      | P        |         |           |          |           |         |          |           |         |            |           |          |           |            |            |           |
| Miller, Herb          | S           | 0      | 0      | 0           | 0      | PS       |         |           |          |           |         |          |           |         |            |           |          |           |            |            |           |
| Miller, Scotty        | WR          | 1      | 1      | 0           | 0      | WR       |         |           |          |           |         |          |           |         |            |           |          |           |            |            |           |
| Minter, Kevin         | ILB         | 1      | 0      | 0           | 0      | P        |         |           |          |           |         |          |           |         |            |           |          |           |            |            |           |
| Molchon, John         | G           | 0      | 0      | 0           | 0      | IR       |         |           |          |           |         |          |           |         |            |           |          |           |            |            |           |
| Motley, Parnell       | CB          | 0      | 0      | 0           | 1      | IA       |         |           |          |           |         |          |           |         |            |           |          |           |            |            |           |
| Murphy-Bunting, Sean  | CB          | 1      | 1      | 0           | 0      | CB       |         |           |          |           |         |          |           |         |            |           |          |           |            |            |           |
| Nelson, Anthony       | OLB         | 1      | 0      | 0           | 0      | P        |         |           |          |           |         |          |           |         |            |           |          |           |            |            |           |
| Nuñez-Roches, Rakeem  | DL          | 1      | 0      | 0           | 0      | P        |         |           |          |           |         |          |           |         |            |           |          |           |            |            |           |
| O'Connor, Patrick     | OLB         | 1      | 0      | 0           | 0      | P        |         |           |          |           |         |          |           |         |            |           |          |           |            |            |           |
| Pearson, Josh         | WR          | 0      | 0      | 0           | 0      | PS       |         |           |          |           |         |          |           |         |            |           |          |           |            |            |           |
| Pierre-Paul, Jason    | OLB         | 1      | 1      | 0           | 0      | OLB      |         |           |          |           |         |          |           |         |            |           |          |           |            |            |           |
| Pinion, Bradley       | P           | 1      | 0      | 0           | 0      | P        |         |           |          |           |         |          |           |         |            |           |          |           |            |            |           |
| Potoa'e, Benning      | DL          | 0      | 0      | 0           | 0      | PS       |         |           |          |           |         |          |           |         |            |           |          |           |            |            |           |
| Rosen, Josh           | QB          | 0      | 0      | 0           | 0      | PS       |         |           |          |           |         |          |           |         |            |           |          |           |            |            |           |
| Russell, Chapelle     | OLB         | 0      | 0      | 0           | 0      | PS       |         |           |          |           |         |          |           |         |            |           |          |           |            |            |           |
| Seaton, Brad          | T           | 0      | 0      | 0           | 0      | OPT      |         |           |          |           |         |          |           |         |            |           |          |           |            |            |           |
| Shackelford, Zach     | C           | 0      | 0      | 0           | 0      | PS       |         |           |          |           |         |          |           |         |            |           |          |           |            |            |           |
| Shipley, A.Q.         | C           | 0      | 0      | 1           | 0      | DNP      |         |           |          |           |         |          |           |         |            |           |          |           |            |            |           |
| Smith, Donovan        | T           | 1      | 1      | 0           | 0      | LT       |         |           |          |           |         |          |           |         |            |           |          |           |            |            |           |
| Smith, Ryan           | CB          | 1      | 0      | 0           | 0      | P        |         |           |          |           |         |          |           |         |            |           |          |           |            |            |           |
| Stinnie, Aaron        | G           | 0      | 0      | 0           | 1      | IA       |         |           |          |           |         |          |           |         |            |           |          |           |            |            |           |
| Suh, Ndamukong        | DL          | 1      | 1      | 0           | 0      | DL       |         |           |          |           |         |          |           |         |            |           |          |           |            |            |           |
| Triner, Zach          | LS          | 1      | 0      | 0           | 0      | P        |         |           |          |           |         |          |           |         |            |           |          |           |            |            |           |
| Vaughn, Ke'Shawn      | RB          | 0      | 0      | 1           | 0      | DNP      |         |           |          |           |         |          |           |         |            |           |          |           |            |            |           |
| Vea, Vita             | DL          | 1      | 1      | 0           | 0      | NT       |         |           |          |           |         |          |           |         |            |           |          |           |            |            |           |
| Watson, Justin        | WR          | 1      | 0      | 0           | 0      | P        |         |           |          |           |         |          |           |         |            |           |          |           |            |            |           |
| Wells, Josh           | T           | 0      | 0      | 1           | 0      | DNP      |         |           |          |           |         |          |           |         |            |           |          |           |            |            |           |
| White, Devin          | ILB         | 1      | 1      | 0           | 0      | ILB      |         |           |          |           |         |          |           |         |            |           |          |           |            |            |           |
| Whitehead, Jordan     | S           | 1      | 1      | 0           | 0      | S        |         |           |          |           |         |          |           |         |            |           |          |           |            |            |           |
| Wilkins, Mazzi        | CB          | 0      | 0      | 1           | 0      | PSE-DNP  |         |           |          |           |         |          |           |         |            |           |          |           |            |            |           |
| Winfield, Antoine Jr. | S           | 1      | 1      | 0           | 0      | S        |         |           |          |           |         |          |           |         |            |           |          |           |            |            |           |
| Wirfs, Tristan        | T           | 1      | 1      | 0           | 0      | RT       |         |           |          |           |         |          |           |         |            |           |          |           |            |            |           |
| Succop, Ryan          | K           | 1      | 0      | 0           | 0      | P        |         |           |          |           |         |          |           |         |            |           |          |           |            |            |           |